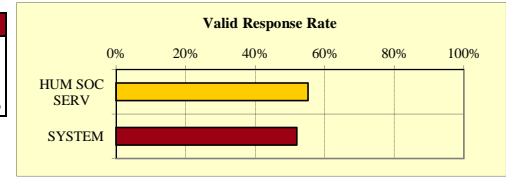


B.C. Baccalaureate Outcomes 2013 Survey of 2011 Baccalaureate Graduates

RESPONSE RATE

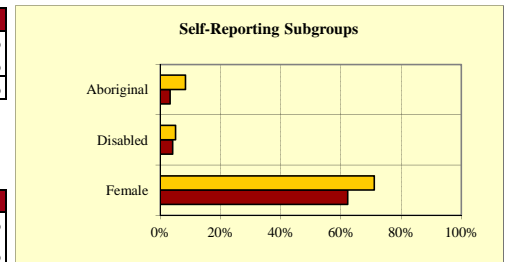
1. Survey Response Rate:	HUM SOC SERV		SYSTEM	
2011 Baccalaureate Graduates Survey Cohort	1,285		18,694	
Net Frame	1,203		16,919	
Survey Respondents and Valid Response Rate	664	55%	8,802	52%

Note: ~ = low cell count; data suppressed



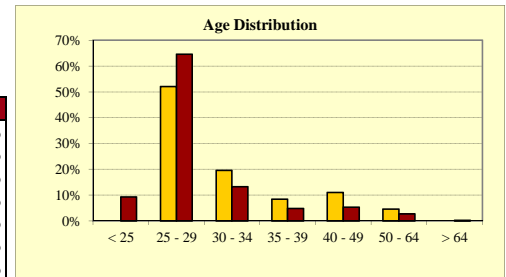
DEMOGRAPHIC INFORMATION

2. Gender:	HUM SOC SERV		SYSTEM	
Male	192	29%	3,316	38%
Female	472	71%	5,485	62%
Total	664	100%	8,801	100%

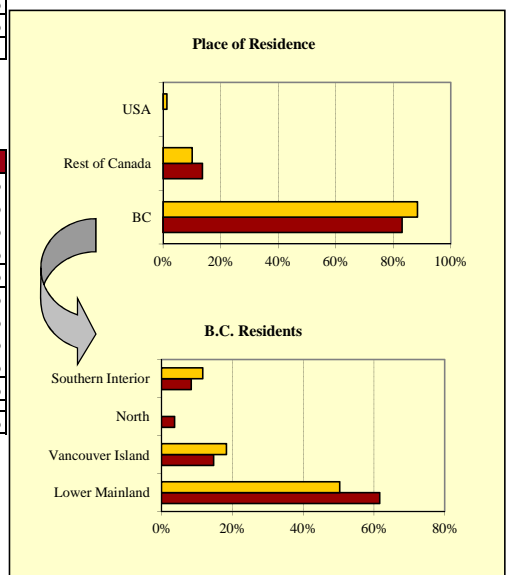


3. Self-Reporting Subgroups:	HUM SOC SERV		SYSTEM	
Disabled	34	5%	366	4%
Aboriginal	56	8%	293	3%

4. Age (at time of survey):	HUM SOC SERV		SYSTEM	
< 25	~	~	813	9%
25 to 29	346	52%	5,681	65%
30 to 34	130	20%	1,165	13%
35 to 39	56	8%	422	5%
40 to 49	73	11%	465	5%
50 to 64	30	5%	233	3%
> 64	~	~	17	0%
Unknown	-	0%	6	0%
Total	664	100%	8,796	100%
Mean Age:	31.6		29.1	



5. Place of Residence (at time of survey):	HUM SOC SERV		SYSTEM	
BC - Lower Mainland	286	50%	4,724	62%
BC - Vancouver Island	104	18%	1,131	15%
BC - North	~	~	280	4%
BC - Southern Interior	66	12%	646	8%
BC Subtotal	472	83%	6,781	88%
Canada - Alberta	45	8%	413	5%
Canada - Ontario	33	6%	220	3%
Canada - Other	~	~	146	2%
U.S.A.	~	~	106	1%
Non-BC Subtotal	96	17%	885	12%
Total	568	100%	7,666	100%

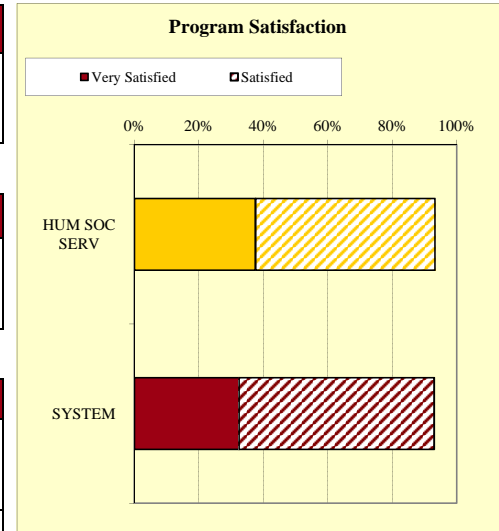


EDUCATION EVALUATION AND SKILL DEVELOPMENT

6. Usefulness of Knowledge, Skills, and Abilities Acquired during Program in Work:	HUM SOC SERV		SYSTEM	
Very Useful	293	53%	2,852	40%
Somewhat Useful	194	35%	3,142	44%
Not Very Useful	53	10%	770	11%
Not at All Useful	14	3%	319	5%

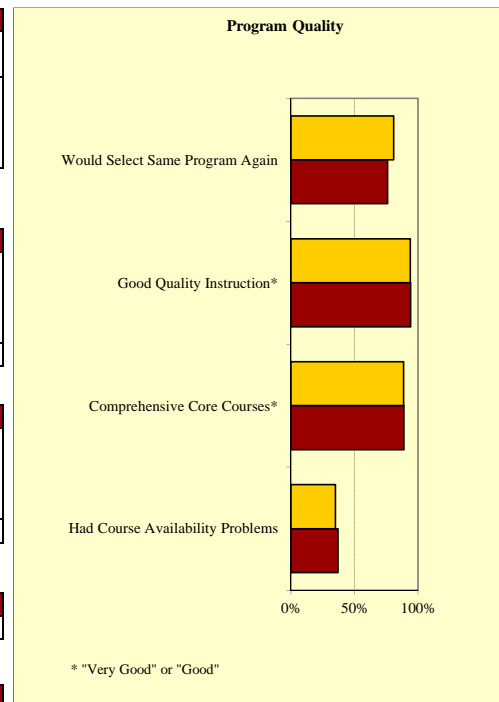
7. Usefulness of Knowledge, Skills, and Abilities Acquired during Program in Day-to-day Life:	HUM SOC SERV		SYSTEM	
Very Useful	199	36%	1,831	26%
Somewhat Useful	275	49%	3,763	53%
Not Very Useful	69	12%	1,213	17%
Not at All Useful	15	3%	266	4%

8. Program Satisfaction:	HUM SOC SERV		SYSTEM	
Very Satisfied	248	38%	2,832	32%
Satisfied	367	56%	5,280	60%
Dissatisfied	38	6%	514	6%
Very Dissatisfied	7	1%	102	1%
Total	660	100%	8728	100%



9. Would you select the same program again?	HUM SOC SERV		SYSTEM	
Yes	495	81%	6,060	76%
No, because . . . (multiple response question)	118		1,911	
. . . interests have changed	26	9%*	515	11%*
. . . courses were not practical	55	19%*	890	18%*
. . . little or no career opportunities	60	21%*	1,019	21%*
. . . other	144	51%*	2,393	50%*

* Percent of total responses, among those who would not take program again



10. Quality of Instruction:	HUM SOC SERV		SYSTEM	
Very Good	252	38%	2,835	32%
Good	369	56%	5,408	62%
Poor	35	5%	448	5%
Very Poor	5	1%	59	1%
Total	661	100%	8,750	100%

11. Comprehensiveness of Core Courses:	HUM SOC SERV		SYSTEM	
Very Good	196	30%	2,368	27%
Good	383	59%	5,305	61%
Poor	62	9%	849	10%
Very Poor	13	2%	122	1%
Total	654	100%	8,644	100%

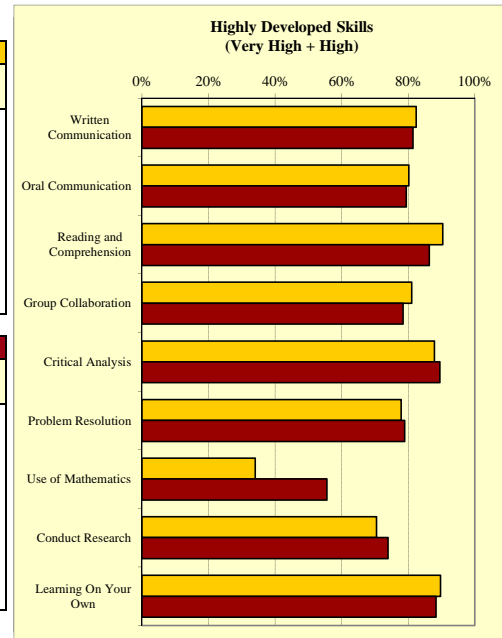
12. Course Availability:	HUM SOC SERV		SYSTEM	
Encountered course availability problems	226	35%	3,185	37%

13. Financial Constraints:	HUM SOC SERV		SYSTEM	
Had to interrupt studies for financial reasons	73	11%	958	11%
Had to take all/part of program part-time for financial reasons	138	21%	1,618	18%

SKILL DEVELOPMENT

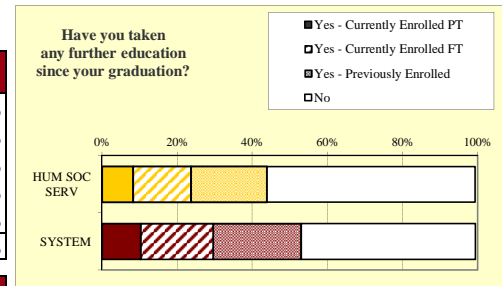
14a. To what degree did program help you develop the following skills?	HUM SOC SERV				# Resp.
	Very High	High	Low	Very Low	
Written Communication	26%	56%	15%	2%	642
Oral Communication	25%	55%	17%	2%	650
Reading and Comprehension	32%	59%	9%	1%	646
Group Collaboration	35%	46%	15%	4%	654
Critical Analysis	45%	43%	11%	1%	661
Problem Resolution	27%	51%	20%	2%	655
Use of Mathematics Appropriate to Field	8%	26%	41%	25%	376
Conduct Research	25%	46%	25%	5%	639
Learning On Your Own	38%	52%	8%	2%	650

14b. To what degree did program help you develop the following skills?	SYSTEM				# Resp.
	Very High	High	Low	Very Low	
Written Communication	29%	52%	16%	3%	8,486
Oral Communication	26%	53%	19%	2%	8,572
Reading and Comprehension	33%	53%	12%	2%	8,563
Group Collaboration	34%	44%	18%	3%	8,626
Critical Analysis	44%	45%	9%	1%	8,726
Problem Resolution	26%	53%	18%	3%	8,538
Use of Mathematics Appropriate to Field	18%	38%	31%	14%	6,681
Conduct Research Appropriate to Field	29%	45%	21%	5%	8,432
Learning On Your Own	42%	47%	10%	2%	8,661




FURTHER EDUCATION

15a. Took further education since 2011 graduation	HUM SOC SERV	SYSTEM
Yes:	296	4,705
Not currently enrolled	134	2,052
Currently enrolled full-time	102	1,694
Currently enrolled part-time	55	905
No	367	4,070
Total	663	8,775

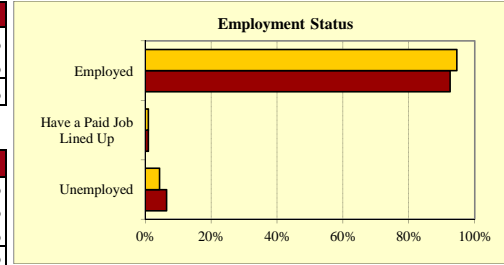


15b. Type of Formal Post-Secondary Education	HUM SOC SERV	SYSTEM
Masters Degree	107	1,113
Doctoral Degree	4	147
College (applied) Program Certification	34	833
Professional Association Certification	47	758
Diploma	14	445
Doctor of Medicine (MD)	4	118
Doctor of Dental Medicine (DMD)	-	18
Education/Teacher Training	24	365
Law	6	176
Other	46	627
Total Respondents	286	4,600



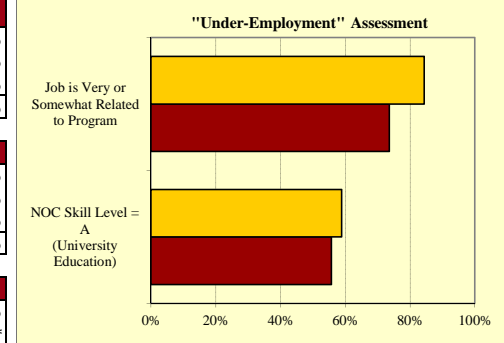
EMPLOYMENT

16. Labour Force Status:	HUM SOC SERV	SYSTEM
In Labour Force (working or seeking work)	590 89%	7,681 88%
Not in Labour Force	73 11%	1,085 12%
Grand Total	663 100%	8,766 100%



17. Employment Status of those IN Labour Force:	HUM SOC SERV	SYSTEM
Employed	558 95%	7,102 92%
Have a Paid Job Lined Up	6 1%	75 1%
Unemployed	26 4%	504 7%
Total Labour Force	590 100%	7,681 100%

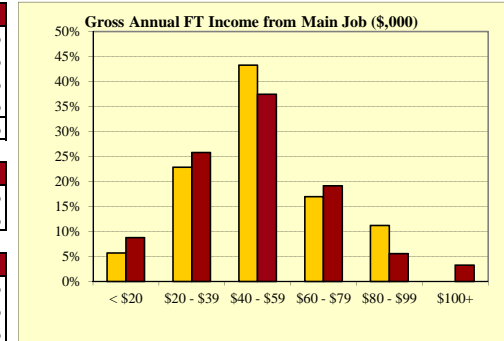
18. Status of Graduates NOT in Labour Force:	HUM SOC SERV	SYSTEM
Attending School FT	51 70%	818 75%
Attending School PT	2 3%	34 3%
Other	20 27%	233 21%
Total NOT in Labour Force	73 100%	1,085 100%



19. Employment Type:	HUM SOC SERV	SYSTEM
Paid worker	483 87%	6,297 89%
Self-employed	34 6%	330 5%
Both a paid worker and self-employed	40 7%	473 7%
Total Employed	558 100%	7,102 100%

20. Job Characteristics:	HUM SOC SERV	SYSTEM
I hold more than one job	126 23%*	1,469 21%
My main job is full-time (>= 30 hours per week)	467 86%**	5,738 84%*

* of total employed ** of those who provided data on hours/week worked



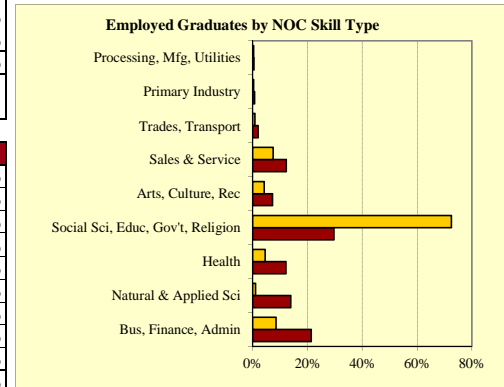
21. How related is your main job to your program?	HUM SOC SERV	SYSTEM
Very Related	344 62%	3,100 44%
Somewhat Related	125 22%	2,122 30%
Not Very Related	37 7%	861 12%
Not At All Related	50 9%	1,008 14%
Total	556 100%	7,091 100%

22. "Under-employment" Assessment:	HUM SOC SERV	SYSTEM
Job is very or somewhat related to program	469 84%	5,222 74%
NOC Skill Level = A (University Education)	323 59%	3,828 56%

* of total valid responses

23. Gross Annual Income from Main Job:*	HUM SOC SERV	SYSTEM
Less than \$20,000	26 6%	512 9%
\$20,000 to \$39,999	104 23%	1,510 26%
\$40,000 to \$59,999	197 43%	2,191 37%
\$60,000 to \$79,999	77 17%	1,119 19%
\$80,000 to \$99,999	51 11%	325 6%
\$100,000 and Above	~ 3%	191 3%
Total	455 100%	5,848 100%
Median Annual Income (full-time)	\$52,000	\$50,000
Average Annual Income (full-time)	\$57,061	\$52,803

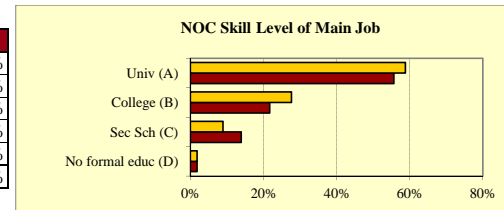
* where data provided



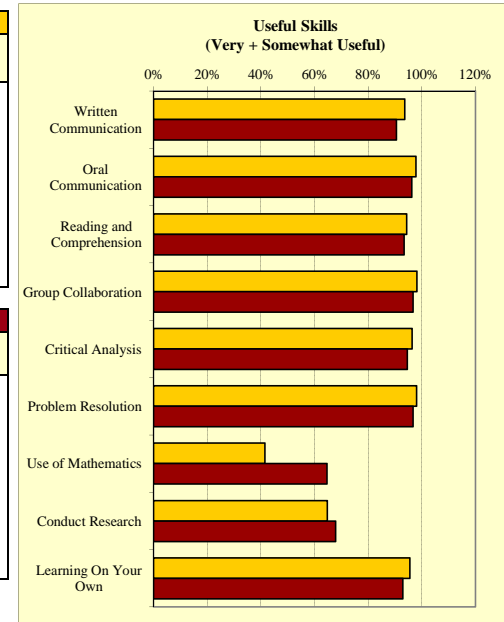
24. NOC Skill Type of Main Job:	HUM SOC SERV	SYSTEM
Business, Finance and Administration	47 9%	1,466 21%
Natural and Applied Sciences and Related	6 1%	954 14%
Health	25 5%	836 12%
Social Sciences, Educ., Gov't Services, Religion	398 72%	2,033 30%
Arts, Culture, Recreation and Sport	23 4%	497 7%
Sales and Service	41 7%	844 12%
Trades, Transport and Eqp. Operators and Related	5 1%	138 2%
Unique to the Primary Industry	2 0%	52 1%
Unique to Processing, Manufacturing and Utilities	2 0%	33 0%
Total	549 100%	6,853 100%

EMPLOYMENT, continued

25. NOC Skill Level of Main Job:	HUM SOC SERV	SYSTEM
A. University education	323 59%	3,828 56%
B. College education/trade apprenticeship	152 28%	1,493 22%
C. Secondary school + job-specific training	49 9%	956 14%
D. No formal education	10 2%	128 2%
No skill level assigned (management)	15 3%	467 7%
Total	549 100%	6,872 100%



26a. How useful are the following skills and abilities in doing your main job?	HUM SOC SERV				
	Very Useful	Somewhat Useful	Not Very Useful	Not at all Useful	# Resp.
Written Communication	79%	15%	4%	2%	555
Oral Communication	84%	13%	1%	1%	556
Reading and Comprehension	74%	20%	3%	1%	556
Group Collaboration	81%	17%	1%	0%	557
Critical Analysis	82%	15%	3%	1%	556
Problem Resolution	85%	13%	1%	1%	556
Use of Mathematics Appropriate to Field	12%	29%	30%	29%	547
Use of Computers Appropriate to Field	37%	28%	21%	15%	548
Learning On Your Own	71%	24%	3%	1%	556



26b. How useful are the following skills and abilities in doing your main job?	SYSTEM				
	Very Useful	Somewhat Useful	Not Very Useful	Not at all Useful	# Resp.
Written Communication	70%	21%	6%	4%	7,064
Oral Communication	80%	17%	3%	1%	7,068
Reading and Comprehension	71%	22%	4%	2%	7,067
Group Collaboration	81%	16%	3%	1%	7,071
Critical Analysis	75%	20%	4%	2%	7,067
Problem Resolution	80%	16%	2%	1%	7,066
Use of Mathematics Appropriate to Field	31%	34%	21%	15%	6,982
Ability to Conduct Research	34%	34%	18%	14%	7,011
Learning On Your Own	67%	25%	5%	2%	7,065

27a. Top 10 Full-time Occupations of HUM SOC SERV Graduates:				HUM SOC SERV
NOC	Skill Level	Description		% Employed FT in this Occ.**
4112	A	Lawyers & Quebec Notaries		18%
4152	A	Social Workers		17%
4212	B	Community & Social Srvc Workers		11%
4167	A	Recreation & Sports Program Sprvsrs		4%
4153	A	Family, Marriage Counselors		3%
1441	C	Administrative Clerks		2%
4142	A	Elem & Kindergarten Teacher		1%
4141	A	Secondary School Teachers		1%
5254	B	Program Leaders in Recreation		1%
4213	B	Employment Counselors		1%

*data not displayed where n < 5

**percentages cited are of those for whom occupational data was provided, full-time and part-time

27b. Top 10 Full-time Occupations of Graduates from All Programs:				SYSTEM
NOC	Skill Level	Description		% Employed FT in this Occ.**
3152	A	Registered Nurses		8%
4142	A	Elem & Kindergarten Teacher		5%
4141	A	Secondary School Teachers		4%
1111	A	Financial Auditors & Acnts		4%
5124	A	Occs in Public Relations & Comm		3%
4212	B	Community & Social Srvc Workers		2%
2174	A	Computer Programmers/Interactive Media Developers		2%
4112	A	Lawyers & Quebec Notaries		1%
4152	A	Social Workers		1%
2131	A	Civil Engineers		1%

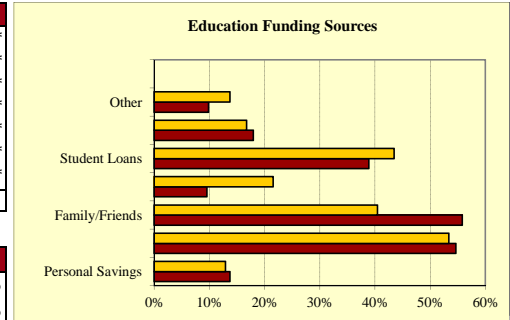
*data not displayed where n < 5

**percentages cited are of those for whom occupational data was provided, full-time and part-time

EDUCATION FINANCING

28. Education Funding Sources (2 sources per respondent):	HUM SOC SERV		SYSTEM	
Personal Savings	78	13%*	1,083	14%*
Employment	322	53%*	4,309	55%*
Family/Friends	244	40%*	4,401	56%*
Bank Loans	130	22%*	753	10%*
Student Loans	262	43%*	3,064	39%*
Scholarships/Bursaries/Grants	101	17%*	1,417	18%*
Other	83	14%*	775	10%*
Total Respondents	603		7,880	

* Percentage of respondents who identified this source

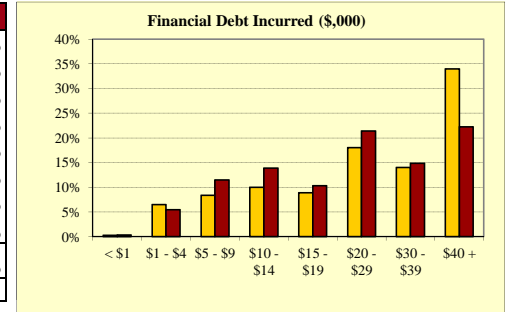


29. Financial Debt Incurred to Finance Bac. Education:	HUM SOC SERV		SYSTEM	
Incurred any form of financial debt	371	60%*	3,904	49%
Incurred government-sponsored student loan debt	249	41%*	2,780	35%

* Percentage of respondents who provided data

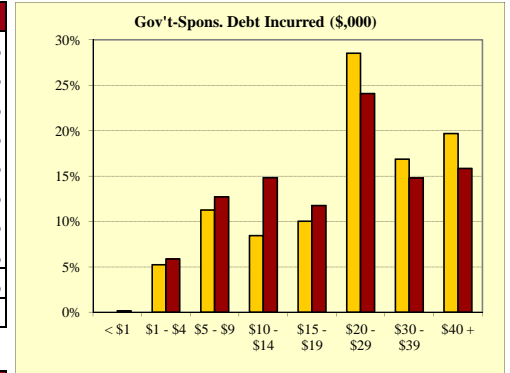
30. Financial Debt Amount:*	HUM SOC SERV		SYSTEM	
< \$1,000	1	0%	12	0%
\$1,000 to \$4,999	24	6%	214	5%
\$5,000 to \$9,999	31	8%	448	11%
\$10,000 to \$14,999	37	10%	543	14%
\$15,000 to \$19,999	33	9%	403	10%
\$20,000 to \$29,999	67	18%	835	21%
\$30,000 to \$39,999	52	14%	581	15%
\$40,000 or More	126	34%	868	22%
Total	371	100%	3,904	100%
Median Financial Debt	\$27,000		\$20,000	

*includes only cases where financial debt was incurred



31. Government-Sponsored Student Loan Debt Amount:*	HUM SOC SERV		SYSTEM	
< \$1,000	-	0%	4	0%
\$1,000 to \$4,999	13	5%	163	6%
\$5,000 to \$9,999	28	11%	353	13%
\$10,000 to \$14,999	21	8%	412	15%
\$15,000 to \$19,999	25	10%	327	12%
\$20,000 to \$29,999	71	29%	670	24%
\$30,000 to \$39,999	42	17%	411	15%
\$40,000 or More	49	20%	440	16%
Total	249	100%	2,780	100%
Median Gov't-Sponsored Student Loan Debt	\$24,000		\$20,000	

*includes only cases where government-sponsored debt was incurred



32. Outstanding Gov't-Sponsored Loan Debt Amount:*	HUM SOC SERV		SYSTEM	
None - Loan repaid in full	47	20%	629	24%
< \$1,000	2	1%	11	0%
\$1,000 to \$4,999	19	8%	183	7%
\$5,000 to \$9,999	29	12%	333	13%
\$10,000 to \$14,999	20	8%	294	11%
\$15,000 to \$19,999	22	9%	257	10%
\$20,000 to \$29,999	43	18%	408	15%
\$30,000 to \$39,999	29	12%	248	9%
\$40,000 or More	26	11%	289	11%
Total	237	100%	2,652	100%
Median Gov't-Sponsored Loan Debt Outstanding	\$15,000		\$12,000	

*includes only cases where government-sponsored debt was incurred, and valid "amount remaining" was provided

