

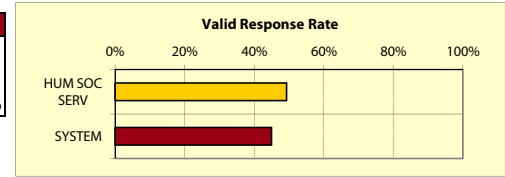
B.C. Baccalaureate Outcomes

2014 Survey of 2012 Baccalaureate Graduates

RESPONSE RATE

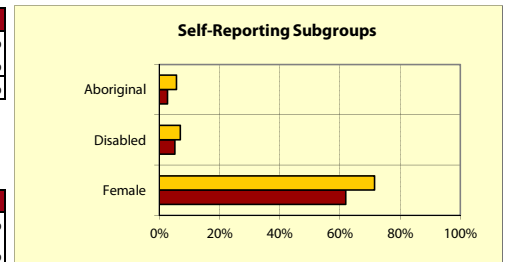
1. Survey Response Rate:	HUM SOC SERV		SYSTEM	
2012 Baccalaureate Graduates Survey Cohort	1,288		21,468	
Net Frame	1,183		19,757	
Survey Respondents and Valid Response Rate	583	49%	8,883	45%

Note: ~ = low cell count; data suppressed



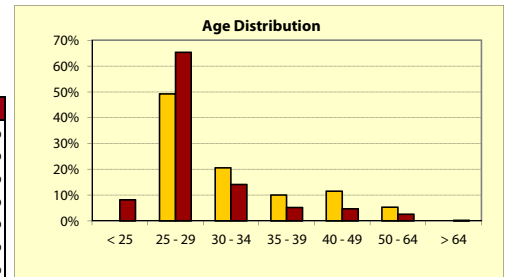
DEMOGRAPHIC INFORMATION

2. Gender:	HUM SOC SERV		SYSTEM	
Male	166	28%	3,375	38%
Female	417	72%	5,506	62%
Total	583	100%	8,881	100%

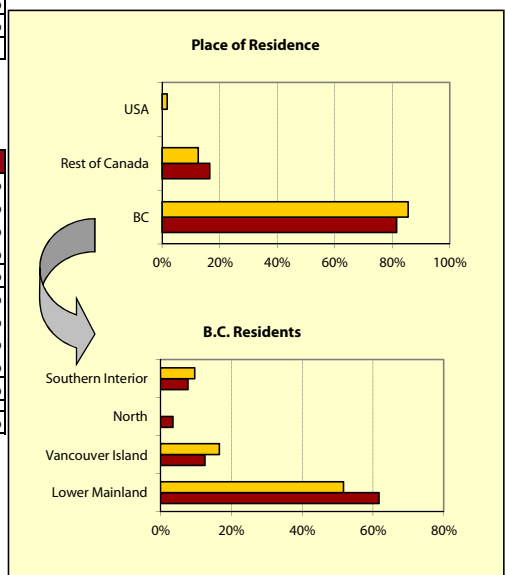


3. Self-Reporting Subgroups:	HUM SOC SERV		SYSTEM	
Disabled	41	7%	466	5%
Aboriginal	34	6%	248	3%

4. Age (at time of survey):	HUM SOC SERV		SYSTEM	
< 25	~	~	721	8%
25 to 29	287	49%	5,799	65%
30 to 34	120	21%	1,249	14%
35 to 39	58	10%	462	5%
40 to 49	67	11%	411	5%
50 to 64	31	5%	222	2%
> 64	~	~	17	0%
Unknown	-	0%	2	0%
Total	583	100%	8,881	100%
Mean Age:	32.1		29.1	



5. Place of Residence (at time of survey):	HUM SOC SERV		SYSTEM	
BC - Lower Mainland	230	52%	4,457	62%
BC - Vancouver Island	74	17%	908	13%
BC - North	~	~	251	3%
BC - Southern Interior	43	10%	560	8%
BC Subtotal	363	82%	6,176	86%
Canada - Alberta	35	8%	450	6%
Canada - Ontario	23	5%	262	4%
Canada - Other	16	4%	197	3%
U.S.A.	~	~	134	2%
Non-BC Subtotal	82	18%	1,043	14%
Total	445	100%	7,219	100%

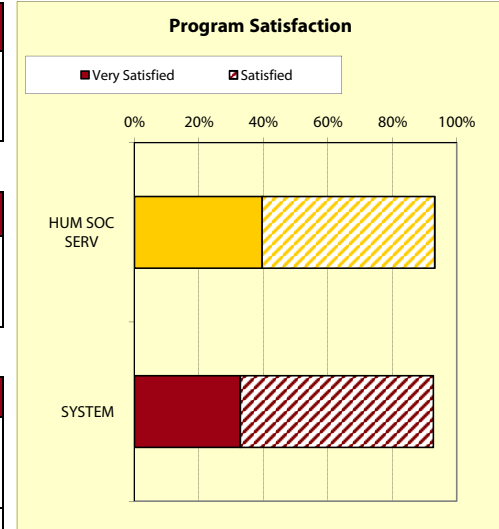


EDUCATION EVALUATION AND SKILL DEVELOPMENT

6. Usefulness of Knowledge, Skills, and Abilities Acquired during Program in Work:	HUM SOC SERV		SYSTEM	
Very Useful	224	48%	2,885	40%
Somewhat Useful	175	38%	3,231	45%
Not Very Useful	53	11%	806	11%
Not at All Useful	13	3%	313	4%

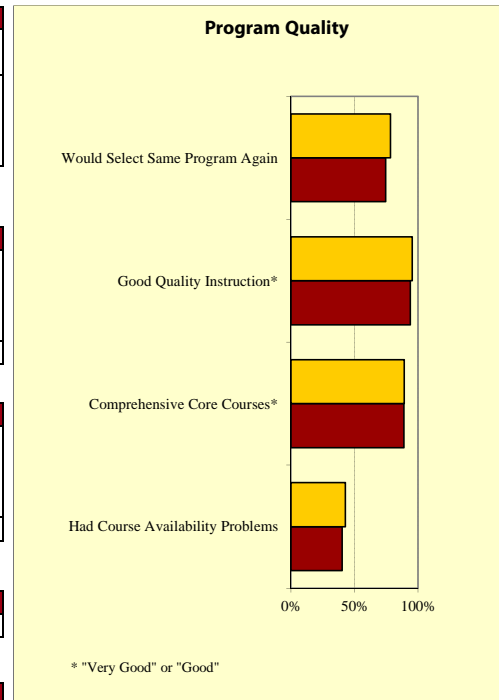
7. Usefulness of Knowledge, Skills, and Abilities Acquired during Program in Day-to-day Life:	HUM SOC SERV		SYSTEM	
Very Useful	177	38%	1,884	26%
Somewhat Useful	221	48%	3,903	54%
Not Very Useful	52	11%	1,204	17%
Not at All Useful	14	3%	243	3%

8. Program Satisfaction:	HUM SOC SERV		SYSTEM	
Very Satisfied	230	40%	2,896	33%
Satisfied	311	54%	5,291	60%
Dissatisfied	32	6%	559	6%
Very Dissatisfied	8	1%	87	1%
Total	581	100%	8833	100%



9. Would you select the same program again?	HUM SOC SERV		SYSTEM	
Yes	439	78%	6,285	74%
No, because... (multiple response question)	122		2,157	
... interests have changed	31	9%*	565	11%*
... courses were not practical	56	17%*	964	18%*
... little or no career opportunities	70	21%*	1,128	21%*
... other	170	52%*	2,619	50%*

* Percent of total responses, among those who would not take program again



10. Quality of Instruction:	HUM SOC SERV		SYSTEM	
Very Good	233	40%	2,848	32%
Good	321	55%	5,444	62%
Poor	26	4%	494	6%
Very Poor	1	0%	38	0%
Total	581	100%	8,824	100%

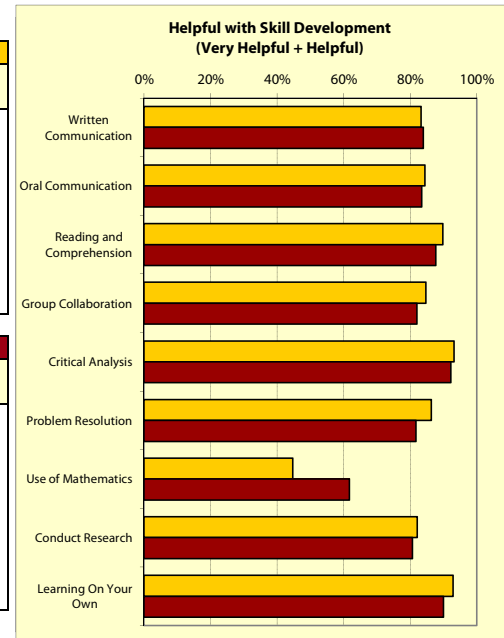
11. Comprehensiveness of Core Courses:	HUM SOC SERV		SYSTEM	
Very Good	181	31%	2,390	27%
Good	335	58%	5,325	61%
Poor	58	10%	885	10%
Very Poor	6	1%	97	1%
Total	580	100%	8,697	100%

12. Course Availability:	HUM SOC SERV		SYSTEM	
Encountered course availability problems	248	43%	3,545	40%

13. Financial Constraints:	HUM SOC SERV		SYSTEM	
Had to interrupt studies for financial reasons	94	16%	1,117	13%
Had to take all/part of program part-time for financial reason	159	27%	1,769	20%

SKILL DEVELOPMENT

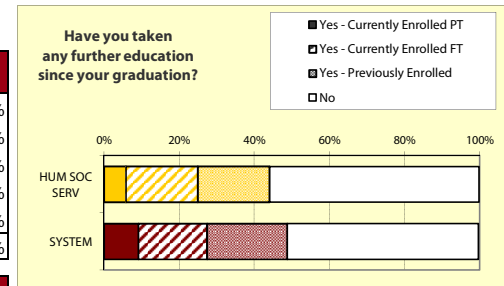
14a. Skill Development: How helpful was institution?	HUM SOC SERV				
	Very Helpful	Helpful	Not Very Helpful	Not at all Helpful	# Resp.
Written Communication	26%	57%	15%	2%	572
Oral Communication	29%	55%	15%	1%	569
Reading and Comprehension	31%	59%	10%	1%	577
Group Collaboration	32%	52%	14%	2%	573
Critical Analysis	48%	45%	6%	1%	581
Problem Resolution	24%	63%	12%	2%	570
Use of Mathematics Appropriate to Field	7%	37%	36%	19%	378
Conduct Research	35%	47%	15%	3%	559
Learning On Your Own	37%	56%	6%	1%	572



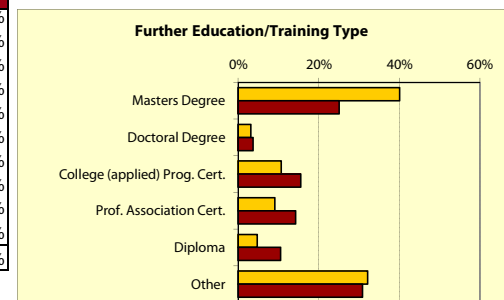
14b. Skill Development: How helpful was institution?	SYSTEM				
	Very Helpful	Helpful	Not Very Helpful	Not at all Helpful	# Resp.
Written Communication	29%	55%	14%	2%	8,630
Oral Communication	26%	57%	15%	2%	8,678
Reading and Comprehension	30%	57%	11%	1%	8,652
Group Collaboration	31%	51%	16%	2%	8,703
Critical Analysis	44%	48%	7%	1%	8,807
Problem Resolution	24%	57%	16%	2%	8,599
Use of Mathematics Appropriate to Field	17%	44%	29%	10%	7,150
Conduct Research Appropriate to Field	31%	49%	17%	3%	8,503
Learning On Your Own	36%	54%	9%	1%	8,699

FURTHER EDUCATION

15a. Took further education since 2012 graduation	HUM SOC SERV	SYSTEM
Yes:	257	4,358
Not currently enrolled	111	1,889
Currently enrolled full-time	111	1,619
Currently enrolled part-time	34	814
No	324	4,502
Total	581	8,860

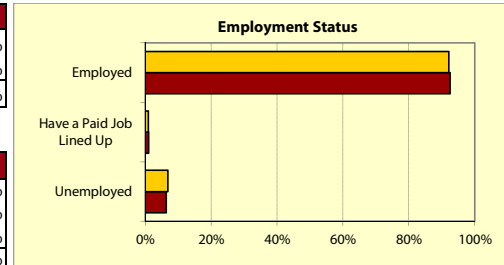


15b. Type of Formal Post-Secondary Education	HUM SOC SERV	SYSTEM
Masters Degree	101	1,079
Doctoral Degree	8	159
College (applied) Program Certification	27	667
Professional Association Certification	23	613
Diploma	12	451
Doctor of Medicine (MD)	8	106
Doctor of Dental Medicine (DMD)	-	18
Education/Teacher Training	21	318
Law	3	128
Other	49	758
Total Respondents	252	4,297



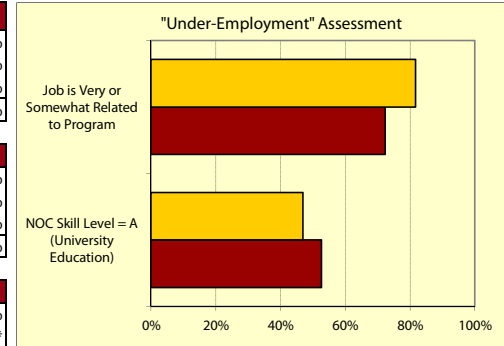
EMPLOYMENT

16. Labour Force Status:	HUM SOC SERV		SYSTEM	
In Labour Force (working or seeking work)	506	87%	7,846	89%
Not in Labour Force	74	13%	994	11%
Grand Total	580	100%	8,840	100%



17. Employment Status of those IN Labour Force:	HUM SOC SERV		SYSTEM	
Employed	466	92%	7,260	93%
Have a Paid Job Lined Up	5	1%	85	1%
Unemployed	35	7%	501	6%
Total Labour Force	506	100%	7,846	100%

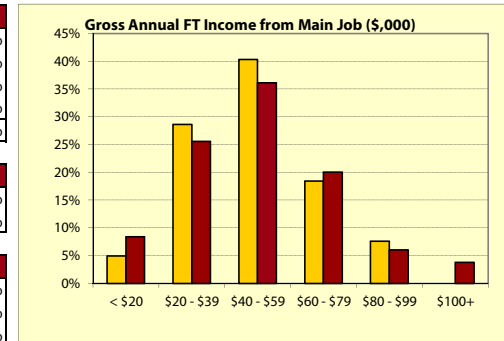
18. Status of Graduates NOT in Labour Force:	HUM SOC SERV		SYSTEM	
Attending School FT	54	73%	737	74%
Attending School PT	1	1%	30	3%
Other	19	26%	227	23%
Total NOT in Labour Force	74	100%	994	100%



19. Employment Type:	HUM SOC SERV		SYSTEM	
Paid worker	414	89%	6,362	88%
Self-employed	17	4%	326	4%
Both a paid worker and self-employed	35	8%	560	8%
Total Employed	466	100%	7,260	100%

20. Job Characteristics:	HUM SOC SERV		SYSTEM	
I hold more than one job	128	27%*	1,547	21%
My main job is full-time (>= 30 hours per week)	385	85%**	5,902	85%*

* of total employed ** of those who provided data on hours/week worked



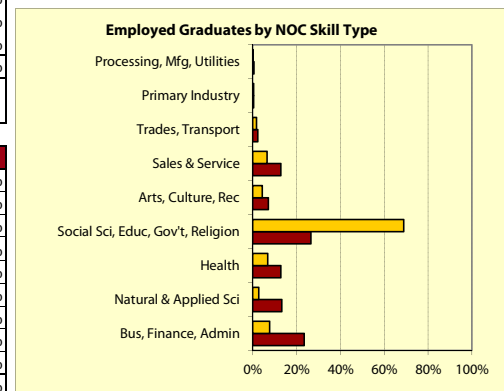
21. How related is your main job to your program?	HUM SOC SERV		SYSTEM	
Very Related	277	60%	3,176	44%
Somewhat Related	102	22%	2,068	29%
Not Very Related	40	9%	946	13%
Not At All Related	45	10%	1,060	15%
Total	464	100%	7,250	100%

22. "Under-employment" Assessment:	HUM SOC SERV		SYSTEM	
Job is very or somewhat related to program	379	82%	5,244	72%
NOC Skill Level = A (University Education)	205	47%	3,500	53%

* of total valid responses

23. Gross Annual Income from Main Job:*	HUM SOC SERV		SYSTEM	
Less than \$20,000	17	5%	454	8%
\$20,000 to \$39,999	98	29%	1,380	26%
\$40,000 to \$59,999	138	40%	1,949	36%
\$60,000 to \$79,999	63	18%	1,083	20%
\$80,000 to \$99,999	26	8%	327	6%
\$100,000 and Above	~	~	205	4%
Total	342	100%	5,398	100%
Median Annual Income (full-time)	\$50,000		\$50,000	
Average Annual Income (full-time)	\$54,417		\$54,178	

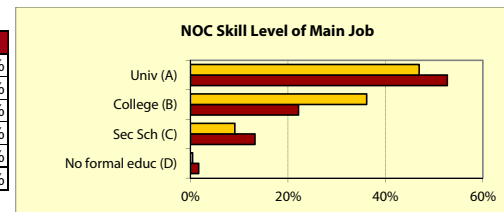
* where data provided



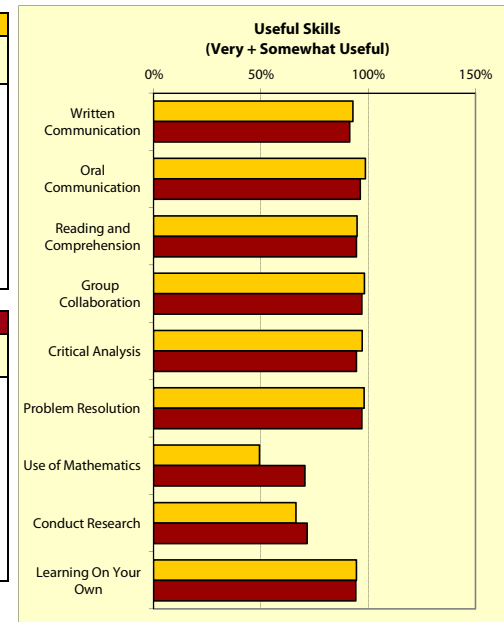
24. NOC Skill Type of Main Job:	HUM SOC SERV		SYSTEM	
Business, Finance and Administration	34	8%	1,551	23%
Natural and Applied Sciences and Related	12	3%	885	13%
Health	30	7%	851	13%
Social Sciences, Educ., Gov't Services, Religion	300	69%	1,759	27%
Arts, Culture, Recreation and Sport	19	4%	479	7%
Sales and Service	29	7%	848	13%
Trades, Transport and Equip. Operators and Related	8	2%	161	2%
Unique to the Primary Industry	2	0%	32	0%
Unique to Processing, Manufacturing and Utilities	1	0%	42	1%
Total	435	100%	6,608	100%

EMPLOYMENT, continued

25. NOC Skill Level of Main Job:	HUM SOC SERV	SYSTEM
A. University education	205 47%	3,500 53%
B. College education/trade apprenticeship	158 36%	1,472 22%
C. Secondary school + job-specific training	40 9%	881 13%
D. No formal education	2 0%	115 2%
No skill level assigned (management)	32 7%	675 10%
Total	437 100%	6,643 100%



26a. How useful are the following skills and abilities in doing your main job?	HUM SOC SERV				
	Very Useful	Somewhat Useful	Not Very Useful	Not at all Useful	# Resp.
Written Communication	74%	18%	4%	3%	465
Oral Communication	85%	14%	0%	1%	465
Reading and Comprehension	74%	21%	3%	1%	465
Group Collaboration	84%	14%	1%	1%	465
Critical Analysis	78%	19%	2%	1%	465
Problem Resolution	86%	12%	1%	1%	465
Use of Mathematics Appropriate to Field	18%	32%	29%	21%	444
Use of Computers Appropriate to Field	37%	29%	19%	15%	457
Learning On Your Own	71%	24%	4%	1%	462



26b. How useful are the following skills and abilities in doing your main job?	SYSTEM				
	Very Useful	Somewhat Useful	Not Very Useful	Not at all Useful	# Resp.
Written Communication	69%	23%	5%	3%	7,240
Oral Communication	79%	17%	2%	1%	7,241
Reading and Comprehension	72%	22%	3%	1%	7,239
Group Collaboration	82%	16%	2%	1%	7,242
Critical Analysis	75%	19%	4%	2%	7,240
Problem Resolution	80%	17%	2%	1%	7,241
Use of Mathematics Appropriate to Field	34%	37%	19%	11%	7,125
Ability to Conduct Research	37%	34%	17%	11%	7,149
Learning On Your Own	69%	25%	4%	2%	7,230

27a. Top 10 Full-time Occupations of HUM SOC SERV Graduates:				HUM SOC SERV
NOC	Skill Level	Description		% Employed FT in this Occ.**
4212	B	Community & Social Svc Workers		17%
4152	A	Social Workers		15%
4112	A	Lawyers & Quebec Notaries		9%
4167	A	Recreation & Sports Program Sprvsrs		4%
0314	N/A	Managers in Social Services		2%
4153	A	Family, Marriage Counselors		2%
4141	A	Secondary School Teachers		2%
4214	B	Early Childhood Educators		1%
4211	B	Paralegal & Related Occs		1%
1441	C	Administrative Clerks		1%

*data not displayed where n < 5

**percentages cited are of those for whom occupational data was provided, full-time and part-time

27b. Top 10 Full-time Occupations of Graduates from All Institutions:				SYSTEM
NOC	Skill Level	Description		% Employed FT in this Occ.**
3152	A	Registered Nurses		6%
1111	A	Financial Auditors & Accnts		4%
4142	A	Elem & Kindergarten Teacher		4%
4141	A	Secondary School Teachers		3%
4212	B	Community & Social Svc Workers		2%
5124	A	Occs in Public Relations & Comm		2%
2174	A	Computer Programmers/Interactive Media Developers		1%
0611	N/A	Sales, Marketing & Advrt Managers		1%
0621	N/A	Retail Trade Managers		1%
4163	A	Econ Devt Officers, Etc		1%

*data not displayed where n < 5

**percentages cited are of those for whom occupational data was provided, full-time and part-time

EDUCATION FINANCING

28. Education Funding Sources (2 sources per respondent):	HUM SOC SERV		SYSTEM	
Personal Savings	149	28%*	2,273	28%*
Employment	291	54%*	3,927	49%*
Family/Friends	192	36%*	4,017	50%*
Bank Loans	78	15%*	646	8%*
Student Loans	211	39%*	3,113	39%*
Scholarships/Bursaries/Grants	81	15%*	1,353	17%*
Other	52	10%*	691	9%*
Total Respondents	536		8,085	

* Percentage of respondents who identified this source

29. Financial Debt Incurred to Finance Bac. Education:	HUM SOC SERV		SYSTEM	
Incurred any form of financial debt	289	56%*	3,834	48%*
Incurred government-sponsored student loan debt	210	39%*	2,927	36%*

* Percentage of respondents who provided data

30. Financial Debt Amount:*	HUM SOC SERV		SYSTEM	
< \$1,000	-	0%	5	0%
\$1,000 to \$4,999	16	6%	191	5%
\$5,000 to \$9,999	41	14%	420	11%
\$10,000 to \$14,999	32	11%	511	13%
\$15,000 to \$19,999	20	7%	383	10%
\$20,000 to \$29,999	52	18%	789	21%
\$30,000 to \$39,999	39	13%	636	17%
\$40,000 or More	89	31%	899	23%
Total	289	100%	3,834	100%
Median Financial Debt	\$25,000		\$22,000	

*includes only cases where financial debt was incurred

31. Government-Sponsored Student Loan Debt Amount:*	HUM SOC SERV		SYSTEM	
< \$1,000	-	0%	5	0%
\$1,000 to \$4,999	12	6%	146	5%
\$5,000 to \$9,999	25	12%	340	12%
\$10,000 to \$14,999	16	8%	413	14%
\$15,000 to \$19,999	20	10%	343	12%
\$20,000 to \$29,999	52	25%	656	22%
\$30,000 to \$39,999	45	21%	467	16%
\$40,000 or More	40	19%	557	19%
Total	210	100%	2,927	100%
Median Gov't-Sponsored Student Loan Debt	\$25,000		\$20,000	

*includes only cases where government-sponsored debt was incurred

32. Outstanding Gov't-Sponsored Loan Debt Amount:*	HUM SOC SERV		SYSTEM	
None - Loan repaid in full	36	19%	691	25%
< \$1,000	1	1%	9	0%
\$1,000 to \$4,999	10	5%	191	7%
\$5,000 to \$9,999	17	9%	275	10%
\$10,000 to \$14,999	9	5%	287	11%
\$15,000 to \$19,999	18	10%	260	10%
\$20,000 to \$29,999	42	22%	427	16%
\$30,000 to \$39,999	33	17%	267	10%
\$40,000 or More	23	12%	318	12%
Total	189	100%	2,725	100%
Median Gov't-Sponsored Loan Debt Outstanding	\$20,000		\$12,000	

*includes only cases where government-sponsored debt was incurred, and valid "amount remaining" was provided

