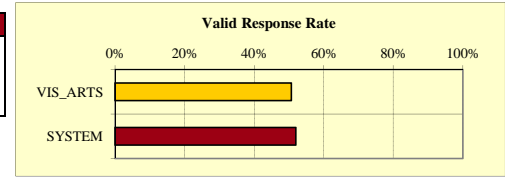


B.C. Baccalaureate Outcomes 2013 Survey of 2011 Baccalaureate Graduates

RESPONSE RATE

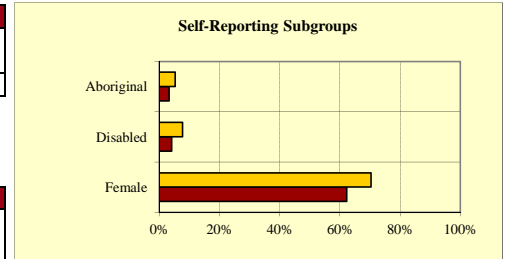
1. Survey Response Rate:	VIS_ARTS		SYSTEM	
2011 Baccalaureate Graduates Survey Cohort	804		18,694	
Net Frame	738		16,919	
Survey Respondents and Valid Response Rate	374	51%	8,802	52%

Note: ~ = low cell count; data suppressed



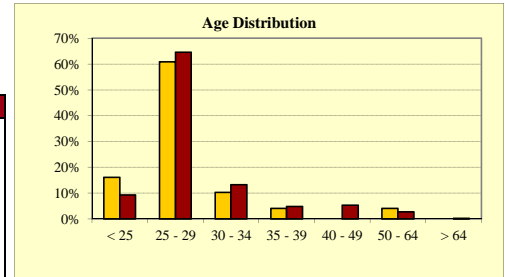
DEMOGRAPHIC INFORMATION

2. Gender:	VIS_ARTS		SYSTEM	
Male	111	30%	3,316	38%
Female	263	70%	5,485	62%
Total	374	100%	8,801	100%

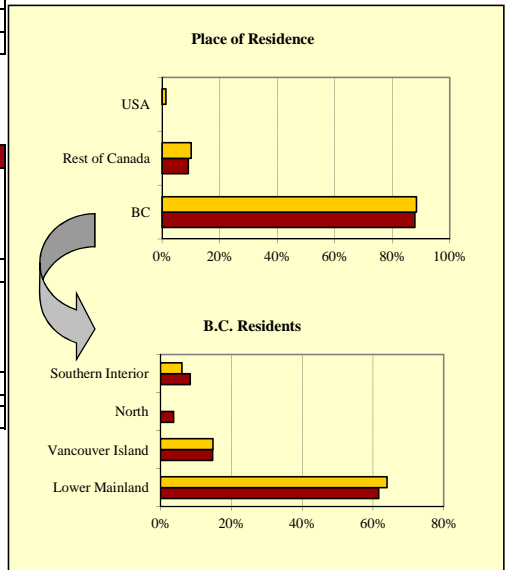


3. Self-Reporting Subgroups:	VIS_ARTS		SYSTEM	
Disabled	29	8%	366	4%
Aboriginal	20	5%	293	3%

4. Age (at time of survey):	VIS_ARTS		SYSTEM	
< 25	60	16%	813	9%
25 to 29	227	61%	5,681	65%
30 to 34	38	10%	1,165	13%
35 to 39	15	4%	422	5%
40 to 49	~	~	465	5%
50 to 64	15	4%	233	3%
> 64	~	~	17	0%
Unknown	1	0%	6	0%
Total	373	100%	8,796	100%
Mean Age:	29.3		29.1	



5. Place of Residence (at time of survey):	VIS_ARTS		SYSTEM	
BC - Lower Mainland	211	64%	4,724	62%
BC - Vancouver Island	49	15%	1,131	15%
BC - North	~	~	280	4%
BC - Southern Interior	20	6%	646	8%
BC Subtotal	290	88%	6,781	88%
Canada - Alberta	16	5%	413	5%
Canada - Ontario	14	4%	220	3%
Canada - Other	~	~	146	2%
U.S.A.	~	~	106	1%
Non-BC Subtotal	40	12%	885	12%
Total	330	100%	7,666	100%

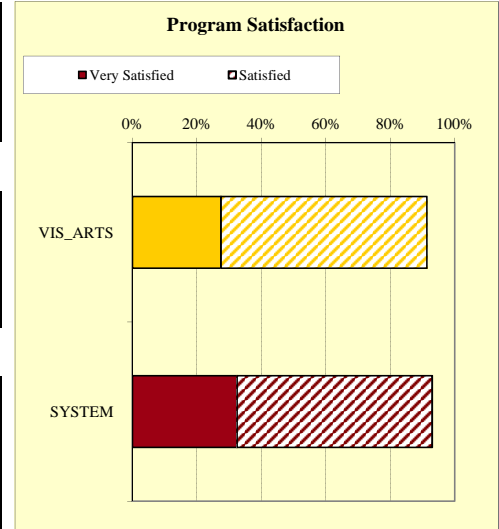


EDUCATION EVALUATION AND SKILL DEVELOPMENT

6. Usefulness of Knowledge, Skills, and Abilities Acquired during Program in Work:	VIS_ARTS		SYSTEM	
Very Useful	117	41%	2,852	40%
Somewhat Useful	120	43%	3,142	44%
Not Very Useful	26	9%	770	11%
Not at All Useful	19	7%	319	5%

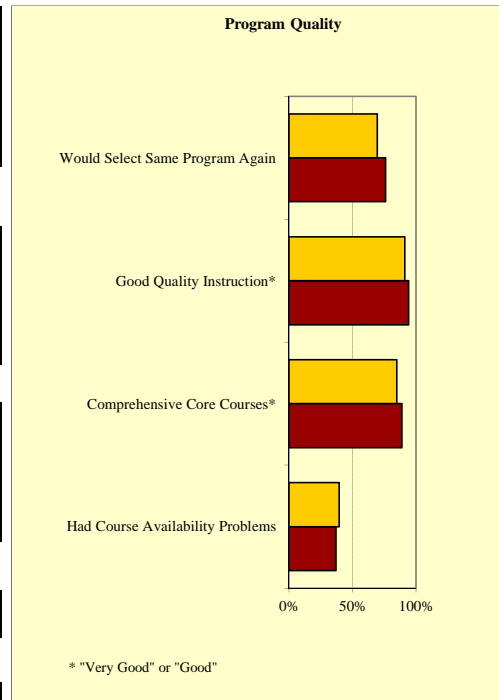
7. Usefulness of Knowledge, Skills, and Abilities Acquired during Program in Day-to-day Life:	VIS_ARTS		SYSTEM	
Very Useful	88	31%	1,831	26%
Somewhat Useful	138	49%	3,763	53%
Not Very Useful	43	15%	1,213	17%
Not at All Useful	12	4%	266	4%

8. Program Satisfaction:	VIS_ARTS		SYSTEM	
Very Satisfied	101	27%	2,832	32%
Satisfied	235	64%	5,280	60%
Dissatisfied	25	7%	514	6%
Very Dissatisfied	7	2%	102	1%
Total	368	100%	8728	100%



9. Would you select the same program again?	VIS_ARTS		SYSTEM	
Yes	237	70%	6,060	76%
No, because . . . (multiple response question)	104		1,911	
. . . interests have changed	20	8%*	515	11%*
. . . courses were not practical	44	17%*	890	18%*
. . . little or no career opportunities	43	17%*	1,019	21%*
. . . other	149	58%*	2,393	50%*

* Percent of total responses, among those who would not take program again



10. Quality of Instruction:	VIS_ARTS		SYSTEM	
Very Good	123	33%	2,835	32%
Good	217	58%	5,408	62%
Poor	29	8%	448	5%
Very Poor	4	1%	59	1%
Total	373	100%	8,750	100%

11. Comprehensiveness of Core Courses:	VIS_ARTS		SYSTEM	
Very Good	94	26%	2,368	27%
Good	217	59%	5,305	61%
Poor	46	13%	849	10%
Very Poor	10	3%	122	1%
Total	367	100%	8,644	100%

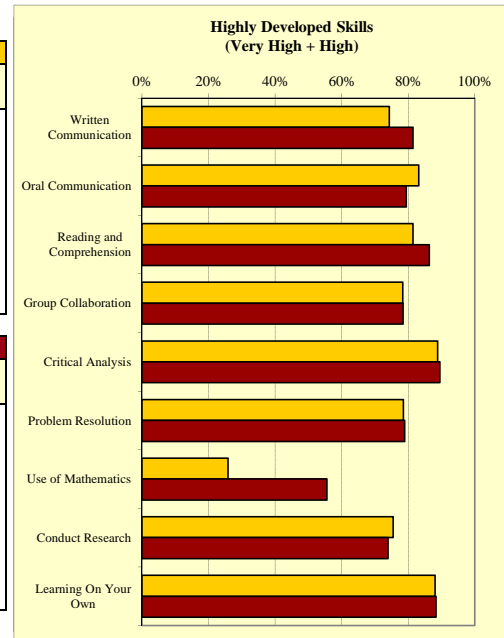
12. Course Availability:	VIS_ARTS		SYSTEM	
Encountered course availability problems	145	40%	3,185	37%

13. Financial Constraints:	VIS_ARTS		SYSTEM	
Had to interrupt studies for financial reasons	43	12%	958	11%
Had to take all/part of program part-time for financial reasons	56	15%	1,618	18%

SKILL DEVELOPMENT

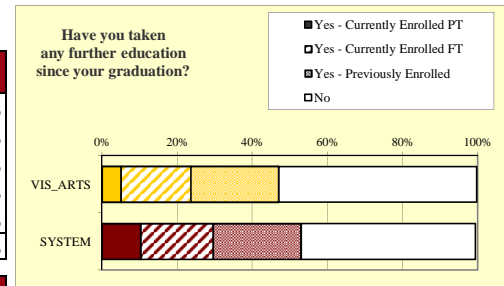
14a. To what degree did program help you develop the following skills?	VIS_ARTS				# Resp.
	Very High	High	Low	Very Low	
Written Communication	26%	48%	22%	4%	343
Oral Communication	33%	50%	15%	2%	362
Reading and Comprehension	30%	51%	15%	4%	361
Group Collaboration	39%	39%	18%	4%	364
Critical Analysis	56%	33%	10%	1%	368
Problem Resolution	31%	47%	18%	4%	359
Use of Mathematics Appropriate to Field	5%	21%	40%	34%	178
Conduct Research	31%	45%	19%	5%	351
Learning On Your Own	50%	38%	10%	2%	369

14b. To what degree did program help you develop the following skills?	SYSTEM				# Resp.
	Very High	High	Low	Very Low	
Written Communication	29%	52%	16%	3%	8,486
Oral Communication	26%	53%	19%	2%	8,572
Reading and Comprehension	33%	53%	12%	2%	8,563
Group Collaboration	34%	44%	18%	3%	8,626
Critical Analysis	44%	45%	9%	1%	8,726
Problem Resolution	26%	53%	18%	3%	8,538
Use of Mathematics Appropriate to Field	18%	38%	31%	14%	6,681
Conduct Research Appropriate to Field	29%	45%	21%	5%	8,432
Learning On Your Own	42%	47%	10%	2%	8,661

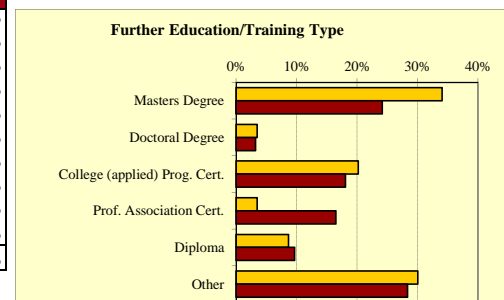


FURTHER EDUCATION

15a. Took further education since 2011 graduation	VIS_ARTS		SYSTEM	
Yes:	176	47%	4,705	54%
Not currently enrolled	87	23%	2,052	23%
Currently enrolled full-time	69	19%	1,694	19%
Currently enrolled part-time	19	5%	905	10%
No	196	53%	4,070	46%
Total	372	100%	8,775	100%

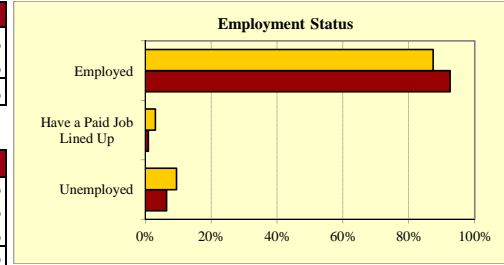


15b. Type of Formal Post-Secondary Education	VIS_ARTS		SYSTEM	
Masters Degree	59	34%	1,113	24%
Doctoral Degree	6	3%	147	3%
College (applied) Program Certification	35	20%	833	18%
Professional Association Certification	6	3%	758	16%
Diploma	15	9%	445	10%
Doctor of Medicine (MD)	-	0%	118	3%
Doctor of Dental Medicine (DMD)	-	0%	18	0%
Education/Teacher Training	23	13%	365	8%
Law	4	2%	176	4%
Other	25	14%	627	14%
Total Respondents	173	100%	4,600	100%



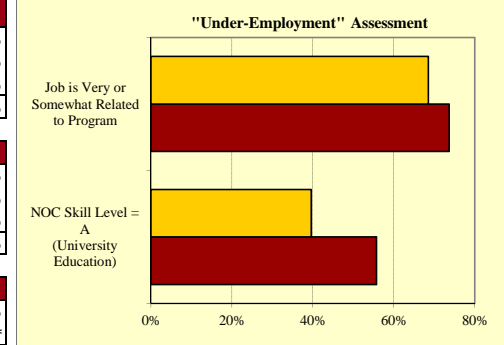
EMPLOYMENT

16. Labour Force Status:	VIS_ARTS		SYSTEM	
In Labour Force (working or seeking work)	324	87%	7,681	88%
Not in Labour Force	48	13%	1,085	12%
Grand Total	372	100%	8,766	100%



17. Employment Status of those IN Labour Force:	VIS_ARTS		SYSTEM	
Employed	283	87%	7,102	92%
Have a Paid Job Lined Up	10	3%	75	1%
Unemployed	31	10%	504	7%
Total Labour Force	324	100%	7,681	100%

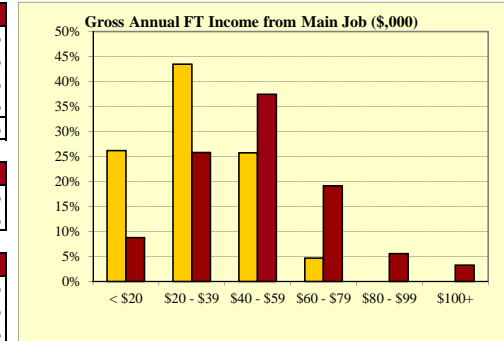
18. Status of Graduates NOT in Labour Force:	VIS_ARTS		SYSTEM	
Attending School FT	24	50%	818	75%
Attending School PT	3	6%	34	3%
Other	21	44%	233	21%
Total NOT in Labour Force	48	100%	1,085	100%



19. Employment Type:	VIS_ARTS		SYSTEM	
Paid worker	179	63%	6,297	89%
Self-employed	44	16%	330	5%
Both a paid worker and self-employed	60	21%	473	7%
Total Employed	283	100%	7,102	100%

20. Job Characteristics:	VIS_ARTS		SYSTEM	
I hold more than one job	100	35%*	1,469	21%
My main job is full-time (>= 30 hours per week)	189	72%**	5,738	84%*

* of total employed ** of those who provided data on hours/week worked



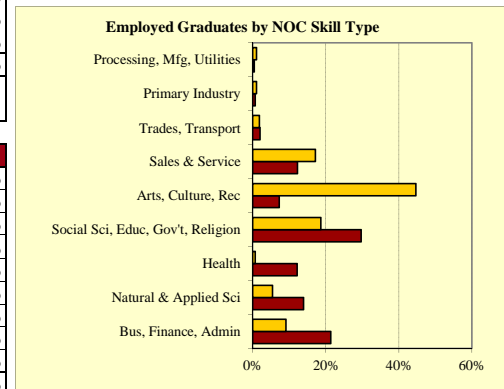
21. How related is your main job to your program?:	VIS_ARTS		SYSTEM	
Very Related	109	39%	3,100	44%
Somewhat Related	85	30%	2,122	30%
Not Very Related	40	14%	861	12%
Not At All Related	49	17%	1,008	14%
Total	283	100%	7,091	100%

22. "Under-employment" Assessment:	VIS_ARTS		SYSTEM	
Job is very or somewhat related to program	194	69%	5,222	74%
NOC Skill Level = A (University Education)	108	40%	3,828	56%

* of total valid responses

23. Gross Annual Income from Main Job:*	VIS_ARTS		SYSTEM	
Less than \$20,000	56	26%	512	9%
\$20,000 to \$39,999	93	43%	1,510	26%
\$40,000 to \$59,999	55	26%	2,191	37%
\$60,000 to \$79,999	10	5%	1,119	19%
\$80,000 to \$99,999	~	~	325	6%
\$100,000 and Above	~	~	191	3%
Total	214	100%	5,848	100%
Median Annual Income (full-time)	\$36,000		\$50,000	
Average Annual Income (full-time)	\$38,799		\$52,803	

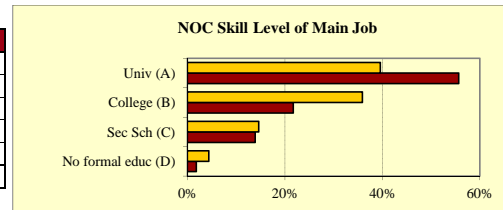
* where data provided



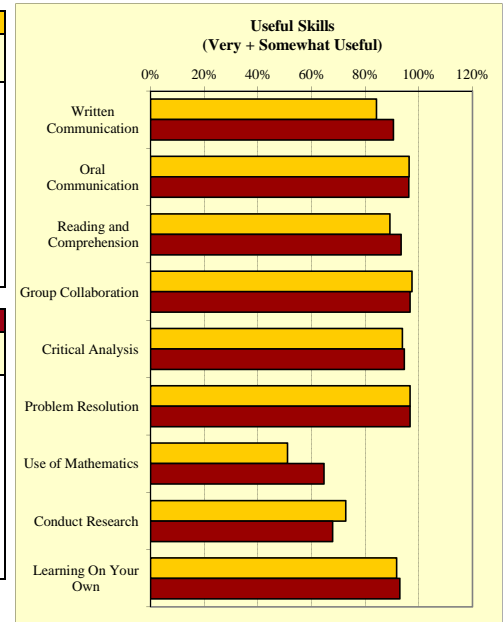
24. NOC Skill Type of Main Job:	VIS_ARTS		SYSTEM	
Business, Finance and Administration	25	9%	1,466	21%
Natural and Applied Sciences and Related	15	5%	954	14%
Health	2	1%	836	12%
Social Sciences, Educ., Gov't Services, Religion	51	19%	2,033	30%
Arts, Culture, Recreation and Sport	122	45%	497	7%
Sales and Service	47	17%	844	12%
Trades, Transport and Eqp. Operators and Related	5	2%	138	2%
Unique to the Primary Industry	3	1%	52	1%
Unique to Processing, Manufacturing and Utilities	3	1%	33	0%
Total	273	100%	6,853	100%

EMPLOYMENT, continued

25. NOC Skill Level of Main Job:	VIS_ARTS	SYSTEM
A. University education	108 40%	3,828 56%
B. College education/trade apprenticeship	98 36%	1,493 22%
C. Secondary school + job-specific training	40 15%	956 14%
D. No formal education	12 4%	128 2%
No skill level assigned (management)	15 5%	467 7%
Total	273 100%	6,872 100%



26a. How useful are the following skills and abilities in doing your main job?	VIS_ARTS				# Resp.
	Very Useful	Somewhat Useful	Not Very Useful	Not at all Useful	
Written Communication	58%	27%	8%	8%	278
Oral Communication	82%	14%	1%	2%	280
Reading and Comprehension	64%	26%	6%	3%	280
Group Collaboration	86%	12%	1%	1%	281
Critical Analysis	69%	25%	4%	2%	280
Problem Resolution	82%	15%	3%	1%	280
Use of Mathematics Appropriate to Field	19%	32%	24%	25%	274
Use of Computers Appropriate to Field	45%	28%	13%	15%	279
Learning On Your Own	69%	23%	5%	3%	280



26b. How useful are the following skills and abilities in doing your main job?	SYSTEM				# Resp.
	Very Useful	Somewhat Useful	Not Very Useful	Not at all Useful	
Written Communication	70%	21%	6%	4%	7,064
Oral Communication	80%	17%	3%	1%	7,068
Reading and Comprehension	71%	22%	4%	2%	7,067
Group Collaboration	81%	16%	3%	1%	7,071
Critical Analysis	75%	20%	4%	2%	7,067
Problem Resolution	80%	16%	2%	1%	7,066
Use of Mathematics Appropriate to Field	31%	34%	21%	15%	6,982
Ability to Conduct Research	34%	34%	18%	14%	7,011
Learning On Your Own	67%	25%	5%	2%	7,065

27a. Top 10 Full-time Occupations of VIS_ARTS Graduates:				VIS_ARTS
NOC	Skill Level	Description		% Employed FT in this Occ.**
5241	B	Graphic Designers & Illust Arts		7%
5124	A	Occs in Public Relations & Comm		4%
4142	A	Elem & Kindergarten Teacher		4%
5243	B	Theater & Other Creative Design		3%
5242	B	Interior Designers		3%
4141	A	Secondary School Teachers		3%
5133	A	Musicians & Singers		3%
1411	C	General Office Clerks		2%
0611	N/A	Sales, Marketing & Advrt Managers		2%
6421	C	Retail Salespersons		2%

*data not displayed where n < 5

**percentages cited are of those for whom occupational data was provided, full-time and part-time

27b. Top 10 Full-time Occupations of Graduates from All Programs:				SYSTEM
NOC	Skill Level	Description		% Employed FT in this Occ.**
3152	A	Registered Nurses		8%
4142	A	Elem & Kindergarten Teacher		5%
4141	A	Secondary School Teachers		4%
1111	A	Financial Auditors & Accnts		4%
5124	A	Occs in Public Relations & Comm		3%
4212	B	Community & Social Srvc Workers		2%
2174	A	Computer Programmers/Interactive Media Developers		2%
4112	A	Lawyers & Quebec Notaries		1%
4152	A	Social Workers		1%
2131	A	Civil Engineers		1%

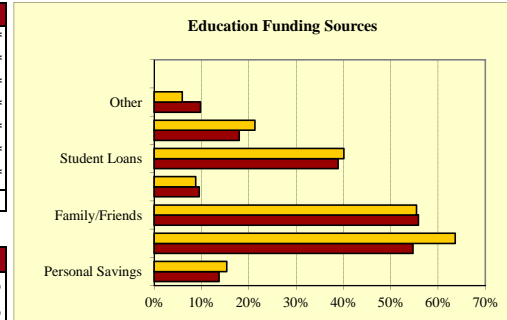
*data not displayed where n < 5

**percentages cited are of those for whom occupational data was provided, full-time and part-time

EDUCATION FINANCING

28. Education Funding Sources (2 sources per respondent):	VIS_ARTS		SYSTEM	
Personal Savings	49	15%*	1,083	14%*
Employment	203	64%*	4,309	55%*
Family/Friends	177	55%*	4,401	56%*
Bank Loans	28	9%*	753	10%*
Student Loans	128	40%*	3,064	39%*
Scholarships/Bursaries/Grants	68	21%*	1,417	18%*
Other	19	6%*	775	10%*
Total Respondents	319		7,880	

* Percentage of respondents who identified this source

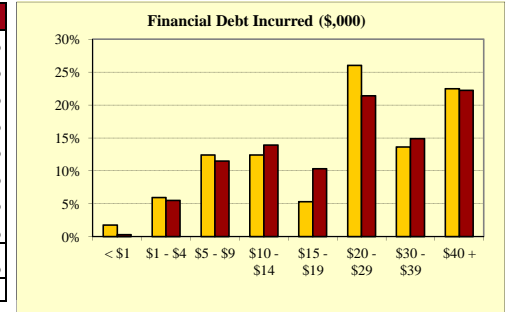


29. Financial Debt Incurred to Finance Bac. Education:	VIS_ARTS		SYSTEM	
Incurred any form of financial debt	169	50%*	3,904	49%*
Incurred government-sponsored student loan debt	108	34%*	2,780	35%*

* Percentage of respondents who provided data

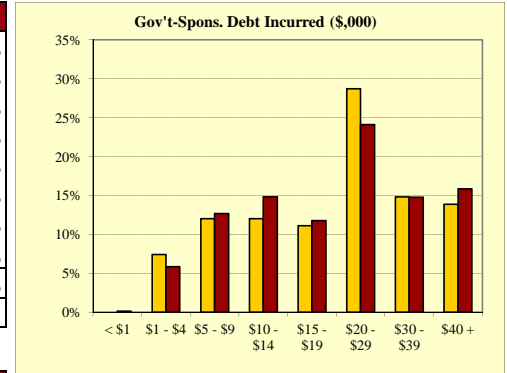
30. Financial Debt Amount:*	VIS_ARTS		SYSTEM	
< \$1,000	3	2%	12	0%
\$1,000 to \$4,999	10	6%	214	5%
\$5,000 to \$9,999	21	12%	448	11%
\$10,000 to \$14,999	21	12%	543	14%
\$15,000 to \$19,999	9	5%	403	10%
\$20,000 to \$29,999	44	26%	835	21%
\$30,000 to \$39,999	23	14%	581	15%
\$40,000 or More	38	22%	868	22%
Total	169	100%	3,904	100%
Median Financial Debt	\$23,000		\$20,000	

*includes only cases where financial debt was incurred



31. Government-Sponsored Student Loan Debt Amount:*	VIS_ARTS		SYSTEM	
< \$1,000	-	0%	4	0%
\$1,000 to \$4,999	8	7%	163	6%
\$5,000 to \$9,999	13	12%	353	13%
\$10,000 to \$14,999	13	12%	412	15%
\$15,000 to \$19,999	12	11%	327	12%
\$20,000 to \$29,999	31	29%	670	24%
\$30,000 to \$39,999	16	15%	411	15%
\$40,000 or More	15	14%	440	16%
Total	108	100%	2,780	100%
Median Gov't-Sponsored Student Loan Debt	\$22,000		\$20,000	

*includes only cases where government-sponsored debt was incurred



32. Outstanding Gov't-Sponsored Loan Debt Amount:*	VIS_ARTS		SYSTEM	
None - Loan repaid in full	18	17%	629	24%
< \$1,000	-	0%	11	0%
\$1,000 to \$4,999	8	8%	183	7%
\$5,000 to \$9,999	11	11%	333	13%
\$10,000 to \$14,999	15	14%	294	11%
\$15,000 to \$19,999	13	13%	257	10%
\$20,000 to \$29,999	17	16%	408	15%
\$30,000 to \$39,999	9	9%	248	9%
\$40,000 or More	13	13%	289	11%
Total	104	100%	2,652	100%
Median Gov't-Sponsored Loan Debt Outstanding	\$14,750		\$12,000	

*includes only cases where government-sponsored debt was incurred, and valid "amount remaining" was provided

