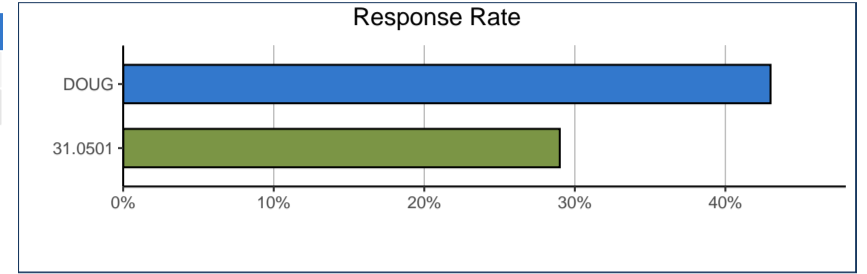


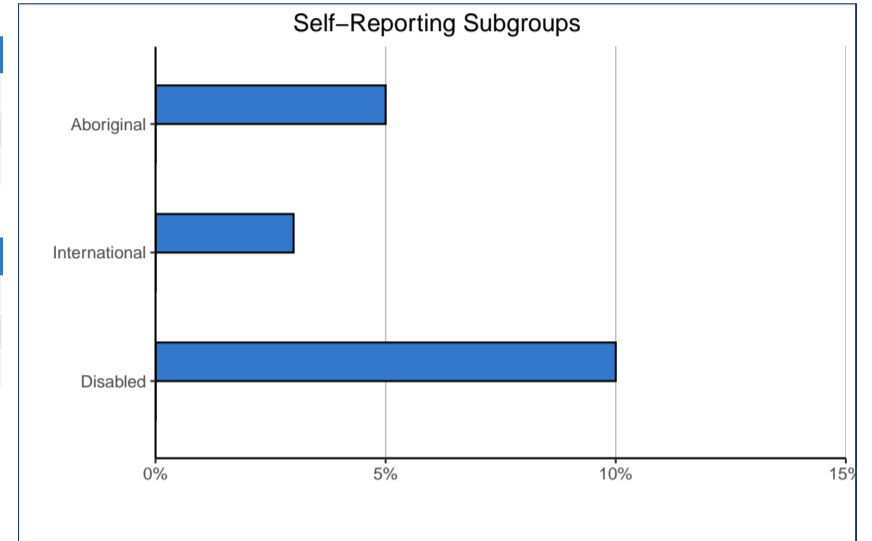
RESPONSE RATE

Survey Response Rate:	31.0501		DOUG	
Baccalaureate Graduates Survey Cohort	49	100%	483	100%
Survey Respondents and Response Rate	14	29%	207	43%



DEMOGRAPHIC INFORMATION

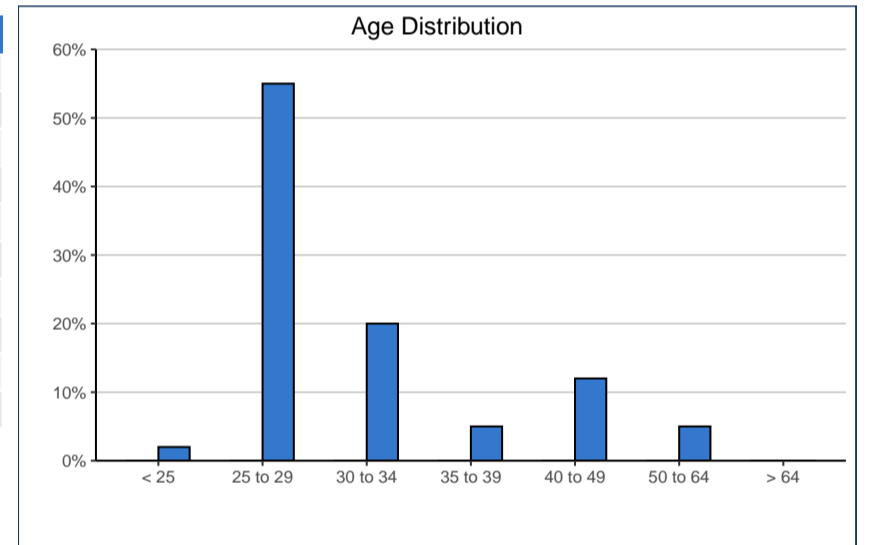
Self-Reporting Subgroups:	31.0501		DOUG	
Disabled	~	~	19	10%
International	0	0%	6	3%
Aboriginal	0	0%	10	5%



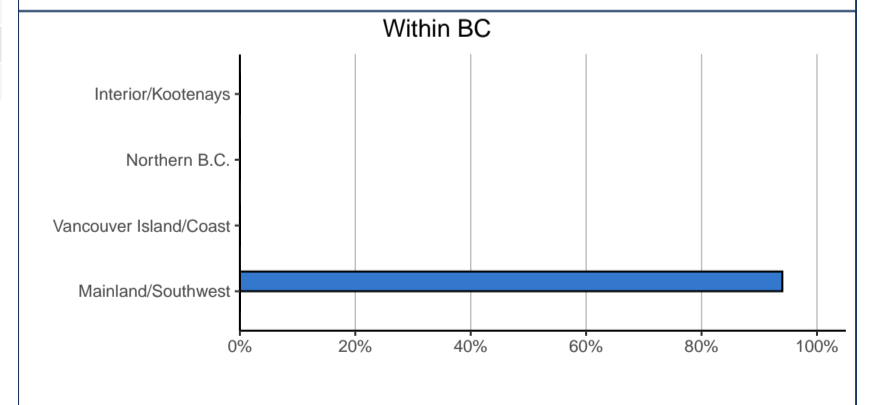
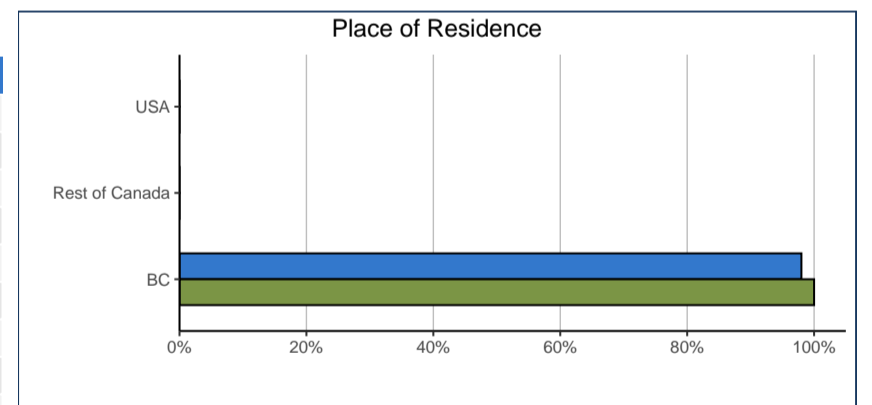
Gender:*	31.0501		DOUG	
Male	~	~	54	26%
Female	~	~	153	74%
Total	14	100%	207	100%

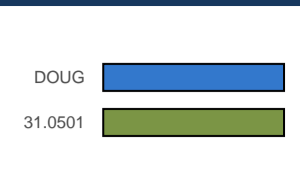
*Due to zero or low counts, institution-reported "Non-binary" demographic data are not included.

Age (at time of survey):	31.0501		DOUG	
< 25	~	~	5	2%
25 to 29	~	~	114	55%
30 to 34	~	~	42	20%
35 to 39	~	~	11	5%
40 to 49	0	0%	24	12%
50 to 64	0	0%	11	5%
> 64	0	0%	0	0%
Total	14	100%	207	100%
Median Age	28		28	
Average (mean) Age	28		32	



Place of Residence (at time of survey):	31.0501		DOUG	
BC – Mainland/Southwest	~	~	175	94%
BC – Vancouver Island/Coast	0	0%	~	~
BC – Northern B.C.	~	~	~	~
BC – Interior/Kootenays	~	~	~	~
BC Subtotal	13	100%	183	98%
Canada – Alberta	0	0%	~	~
Canada – Ontario	0	0%	~	~
Canada – Other	0	0%	0	0%
U.S.A.	0	0%	0	0%
Non-BC Subtotal	0	0%	~	~
Total	13	100%	187	100%



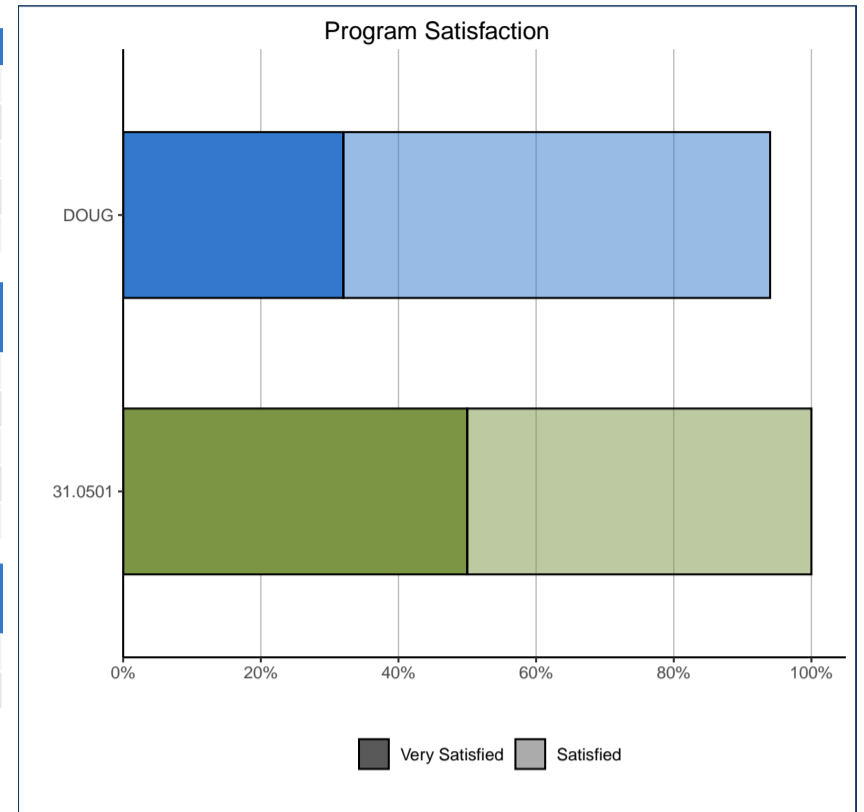


EDUCATION EVALUATION AND SKILL DEVELOPMENT

Program Satisfaction:	31.0501		DOUG	
Very Satisfied	7	50%	66	32%
Satisfied	7	50%	128	62%
Dissatisfied	0	0%	9	4%
Very Dissatisfied	0	0%	2	1%
Total	14	100%	205	100%

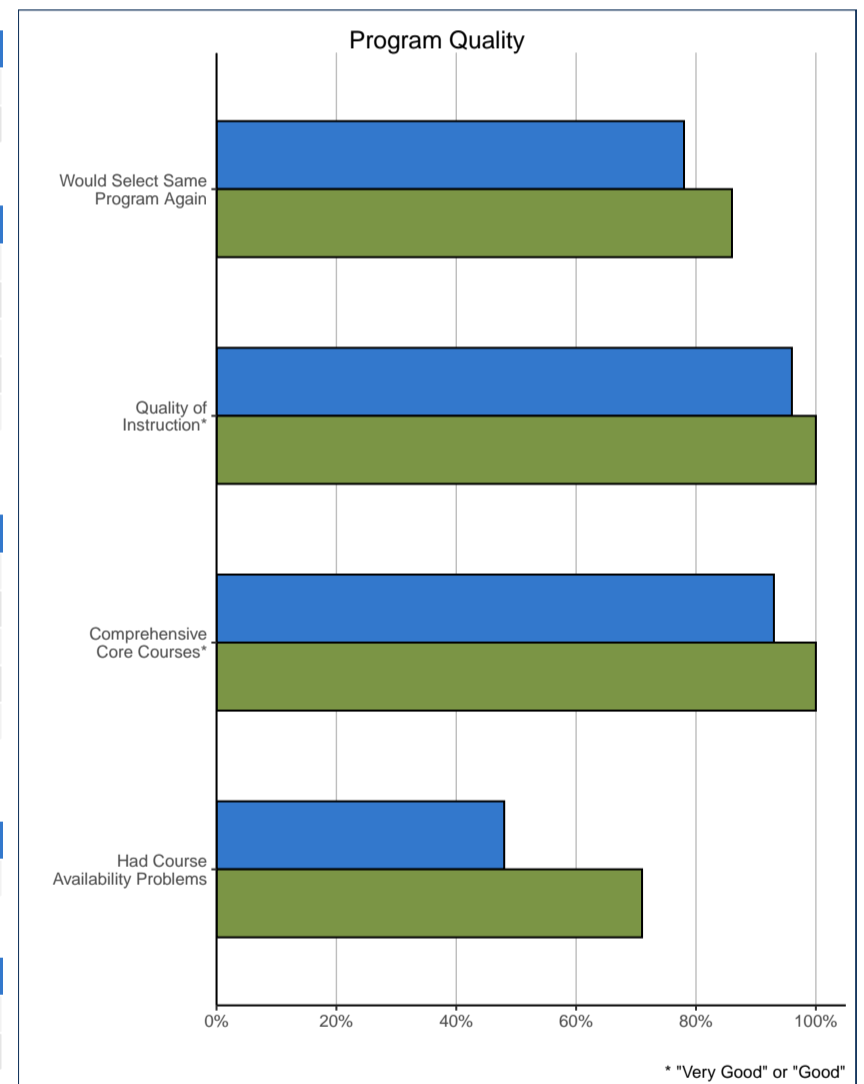
Usefulness of Knowledge, Skills, and Abilities Acquired during Program in Work:	31.0501		DOUG	
Very Useful	5	42%	115	60%
Somewhat Useful	6	50%	65	34%
Not Very Useful	0	0%	10	5%
Not at All Useful	1	8%	2	1%
Total	12	100%	192	100%

Took upgrading, access, bridging, or other preparatory courses during or prior to studies:	31.0501		DOUG	
Yes	1	8%	33	16%
No	12	92%	170	84%



Would select the same program again:	31.0501		DOUG	
Yes	12	86%	149	78%
No	2	14%	42	22%


Quality of Instruction:	31.0501		DOUG	
Very Good	9	64%	72	35%
Good	5	36%	127	61%
Poor	0	0%	6	3%
Very Poor	0	0%	2	1%
Total	14	100%	207	100%



Comprehensiveness of Core Courses:	31.0501		DOUG	
Very Good	5	36%	67	33%
Good	9	64%	121	60%
Poor	0	0%	12	6%
Very Poor	0	0%	2	1%
Total	14	100%	202	100%

Course Availability:	31.0501		DOUG	
Encountered course availability problems	10	71%	97	48%

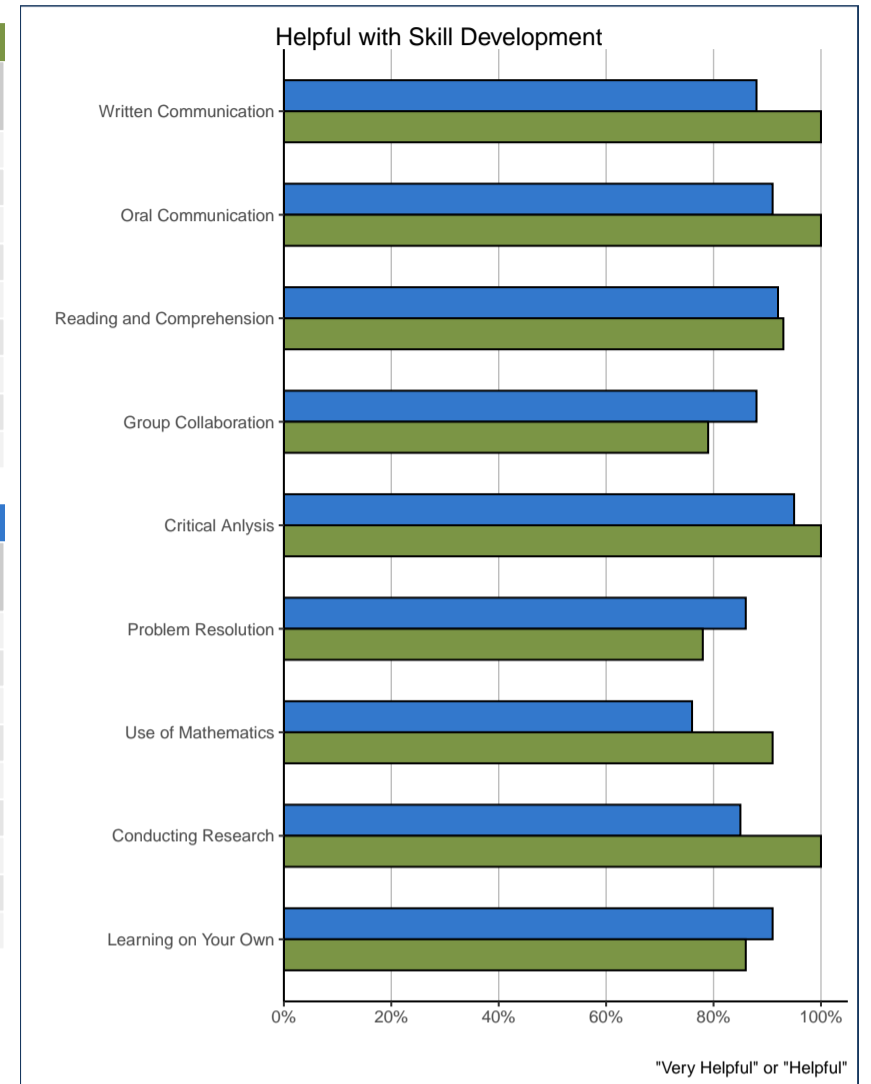
Financial Constraints:	31.0501		DOUG	
Had to interrupt studies for financial reasons	3	21%	30	15%
Had to take program part-time for financial reasons	6	43%	61	30%



SKILL DEVELOPMENT

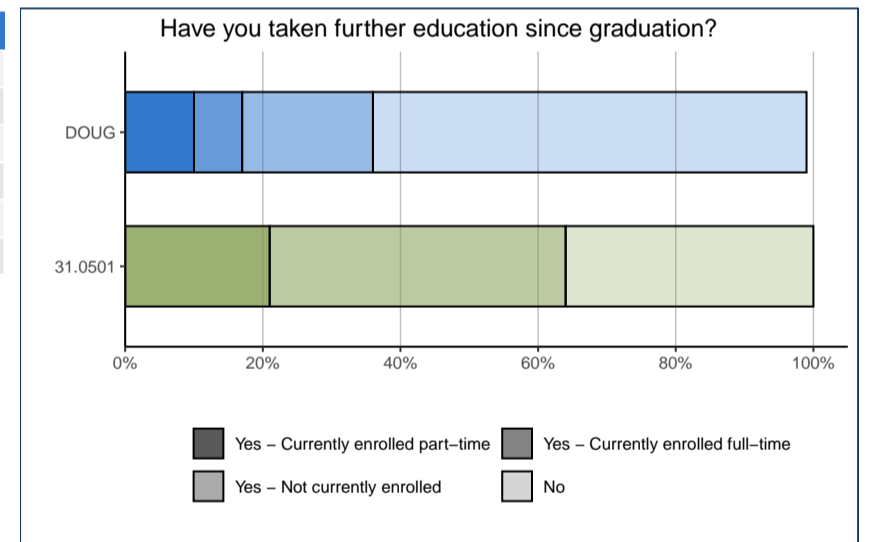
	31.0501				
Skill Development: How helpful was institution?	Very Helpful	Helpful	Not Very Helpful	Not at All Helpful	# Resp.
Written Communication	43%	57%	0%	0%	14
Oral Communication	38%	62%	0%	0%	13
Reading and Comprehension	36%	57%	0%	7%	14
Group Collaboration	50%	29%	21%	0%	14
Critical Analysis	62%	38%	0%	0%	13
Problem Resolution	21%	57%	21%	0%	14
Use of Mathematics	18%	73%	0%	9%	11
Conducting Research	50%	50%	0%	0%	14
Learning on Your Own	29%	57%	14%	0%	14

	DOUG				
Skill Development: How helpful was institution?	Very Helpful	Helpful	Not Very Helpful	Not at All Helpful	# Resp.
Written Communication	24%	64%	11%	2%	199
Oral Communication	28%	63%	8%	2%	196
Reading and Comprehension	23%	69%	6%	3%	198
Group Collaboration	29%	59%	9%	2%	201
Critical Analysis	40%	55%	4%	1%	205
Problem Resolution	24%	62%	12%	2%	202
Use of Mathematics	15%	61%	17%	6%	150
Conducting Research	25%	60%	15%	1%	199
Learning on Your Own	29%	62%	9%	1%	199

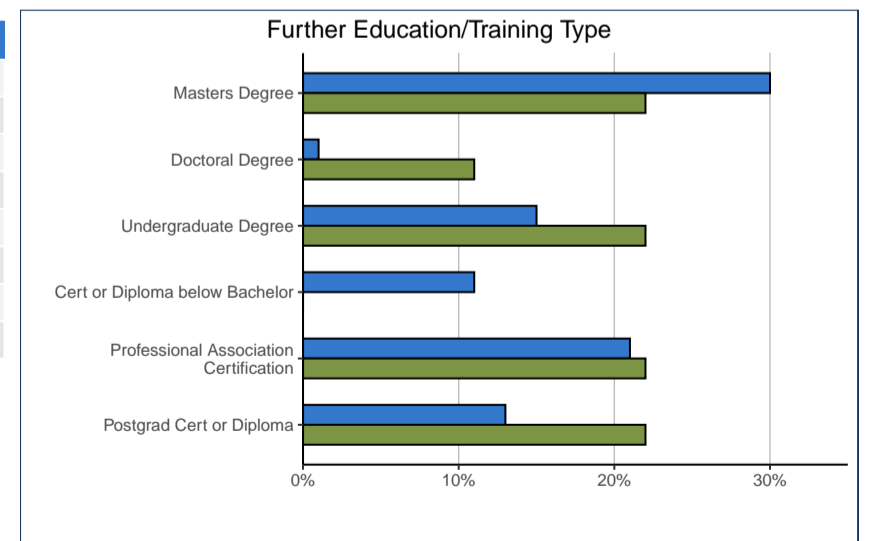


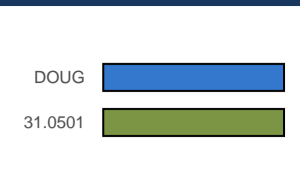
FURTHER EDUCATION

Took further education since 2020 graduation:	31.0501		DOUG	
Yes	9	64%	75	37%
Not currently enrolled	6	43%	39	19%
Currently enrolled full-time	3	21%	15	7%
Currently enrolled part-time	0	0%	20	10%
No	5	36%	129	63%
Total	14	100%	204	100%



Type of Formal Post-Secondary Education:	31.0501		DOUG	
Masters Degree	2	22%	21	30%
Doctoral Degree	1	11%	1	1%
Another Undergraduate Degree	2	22%	11	15%
Certificate or Diploma below Bachelor level	0	0%	8	11%
Professional Association Certification	2	22%	15	21%
Postgraduate Certificate or Diploma	2	22%	9	13%
Other	0	0%	6	8%
Total	9	100%	71	100%





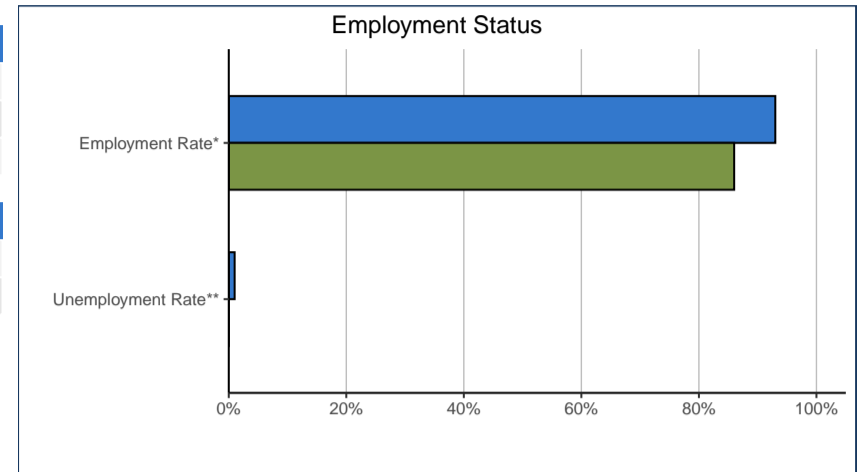
EMPLOYMENT

Labour Force Status:	31.0501		DOUG	
In Labour Force (working or seeking work)	12	86%	195	95%
Not in Labour Force	2	14%	10	5%
Total	14	100%	205	100%

Employment:	31.0501		DOUG	
Employment Rate*	12	86%	193	93%
Unemployment Rate**	0	0.0%	2	1.0%

*Percent = Total employed divided by total number of respondents

**Percent = Total unemployed divided by total number in Labour Force



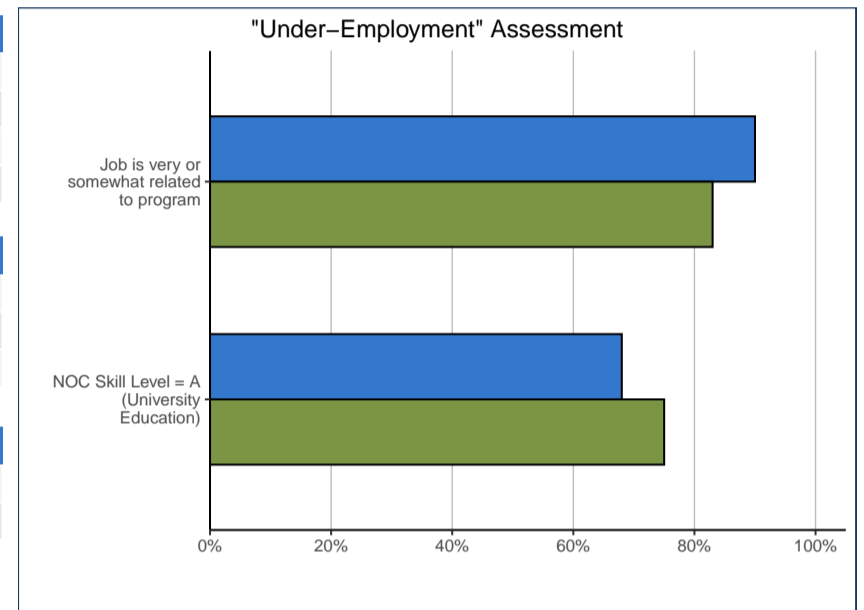
Status of Graduates NOT in Labour Force:	31.0501		DOUG	
Attending School FT	1	50%	3	30%
Attending School PT	0	0%	1	10%
Other	1	50%	6	60%
Total NOT in Labour Force	2	100%	10	100%

Primary Employment Type:	31.0501		DOUG	
Paid worker	8	67%	182	94%
Self-employed	4	33%	11	6%
Total	12	100%	193	100%

Job Characteristics:	31.0501		DOUG	
I hold more than one job*	7	58%	46	24%
My main job is full-time (>= 30 hours per week)**	10	83%	171	93%

*Of total Employed

**Of those who provided data on hours/week worked



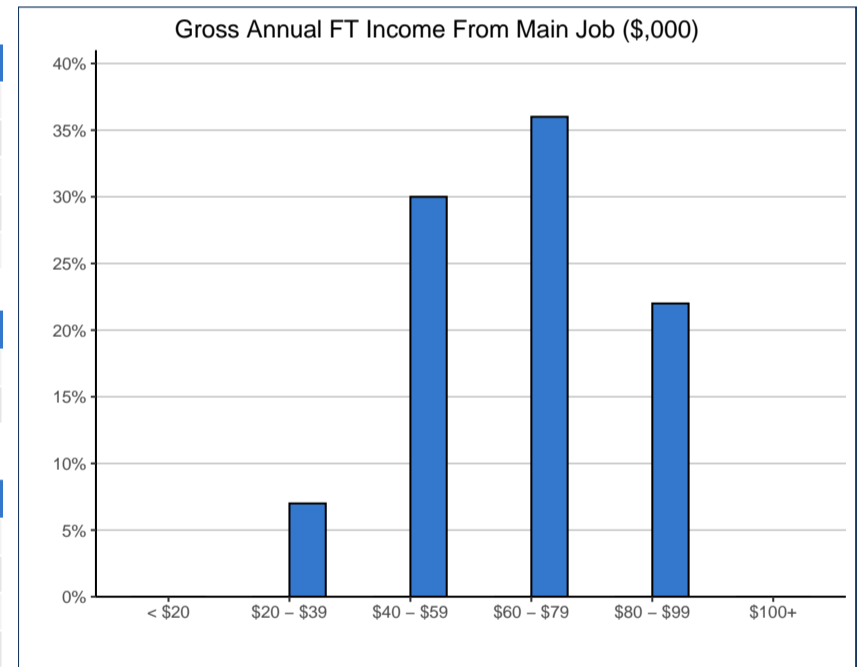
How related is your main job to your program?	31.0501		DOUG	
Very Related	6	50%	124	64%
Somewhat Related	4	33%	49	25%
Not Very Related	0	0%	10	5%
Not at All Related	2	17%	10	5%
Total	12	100%	193	100%

"Under-employment" Assessment:	31.0501		DOUG	
Job is very or somewhat related to program	10	83%	173	90%
NOC Skill Level = A (University Education)*	9	75%	127	68%

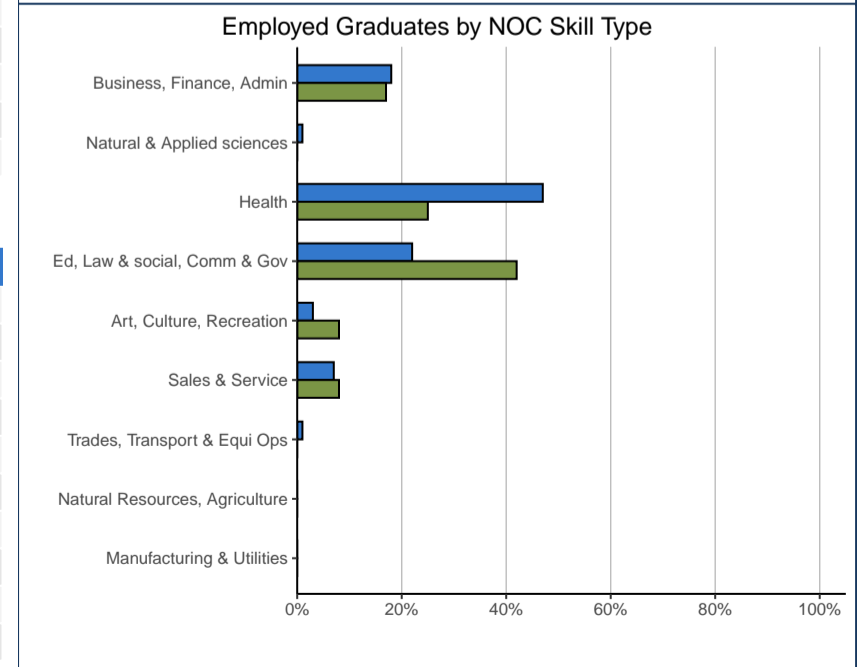
*Of total valid responses


Gross Annual Income from Main Job:*	31.0501		DOUG	
Less than \$20,000	~	~	~	~
\$20,000 to \$39,999	~	~	10	7%
\$40,000 to \$59,999	~	~	43	30%
\$60,000 to \$79,999	0	0%	52	36%
\$80,000 to \$99,999	0	0%	31	22%
\$100,000 and Above	0	0%	~	~
Total	8	100%	143	100%
Median Annual Income (full-time) (\$)	47,382		64,000	
Average Annual Income (full-time) (\$)	44,274		67,088	

*Where data provided



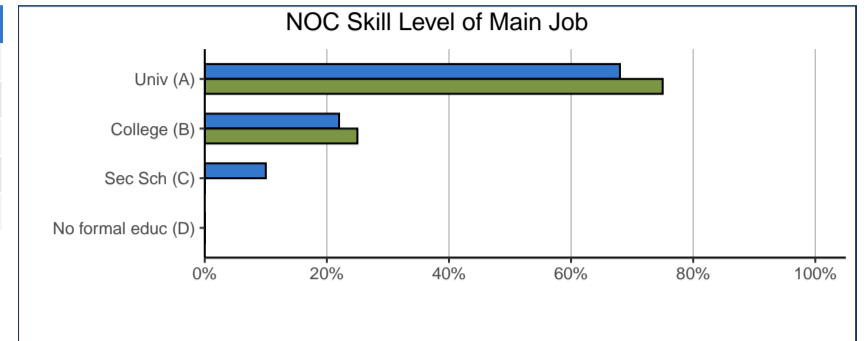
NOC Skill Type of Main Job:	31.0501		DOUG	
Business, finance & administration	2	17%	34	18%
Natural & applied sciences & related	0	0%	2	1%
Health	3	25%	88	47%
Education, law and social, community & government	5	42%	42	22%
Art, culture, recreation & sport	1	8%	6	3%
Sales & service	1	8%	14	7%
Trades, transport & equipment operators & related	0	0%	1	1%
Natural resources, agriculture & related production	0	0%	0	0%
Manufacturing & utilities	0	0%	0	0%
Total	12	100%	187	100%



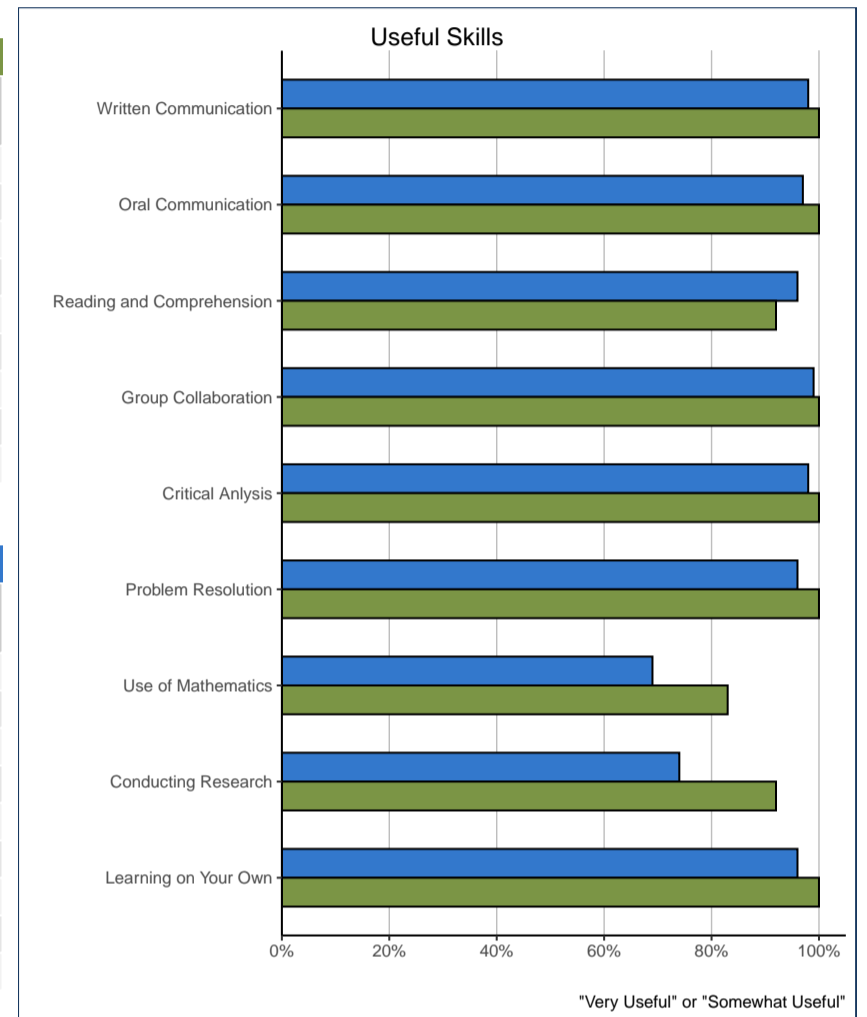


EMPLOYMENT, continued

NOC Skill Level of Main Job:	31.0501		DOUG	
A. University education	9	75%	127	68%
B. College education/trade apprenticeship	3	25%	41	22%
C. Secondary school + job-specific training	0	0%	19	10%
D. No formal education	0	0%	0	0%
Total	12	100%	187	100%



How useful are the following skills and abilities in doing your main job?	31.0501				# Resp.
	Very Useful	Somewhat Useful	Not Very Useful	Not at All Useful	
Written Communication	67%	33%	0%	0%	12
Oral Communication	75%	25%	0%	0%	12
Reading and Comprehension	75%	17%	8%	0%	12
Group Collaboration	83%	17%	0%	0%	12
Critical Analysis	83%	17%	0%	0%	12
Problem Resolution	92%	8%	0%	0%	12
Use of Mathematics	50%	33%	8%	8%	12
Conducting Research	50%	42%	0%	8%	12
Learning on Your Own	75%	25%	0%	0%	12



How useful are the following skills and abilities in doing your main job?	DOUG				# Resp.
	Very Useful	Somewhat Useful	Not Very Useful	Not at All Useful	
Written Communication	66%	32%	1%	1%	193
Oral Communication	75%	22%	3%	1%	193
Reading and Comprehension	69%	27%	2%	1%	193
Group Collaboration	76%	23%	1%	1%	193
Critical Analysis	77%	21%	2%	1%	193
Problem Resolution	77%	19%	4%	1%	193
Use of Mathematics	32%	37%	17%	14%	185
Conducting Research	30%	44%	16%	10%	186
Learning on Your Own	63%	33%	2%	2%	191

Top 10 Full-time Occupations of 31.0501 Graduates:			31.0501
NOC	NOC Skill Level	Description	% Employed FT in this Occ.**
*			
*			
*			
*			
*			
*			
*			
*			
*			
*			

* Data not displayed where n < 5
** Percentages cited are of those employed

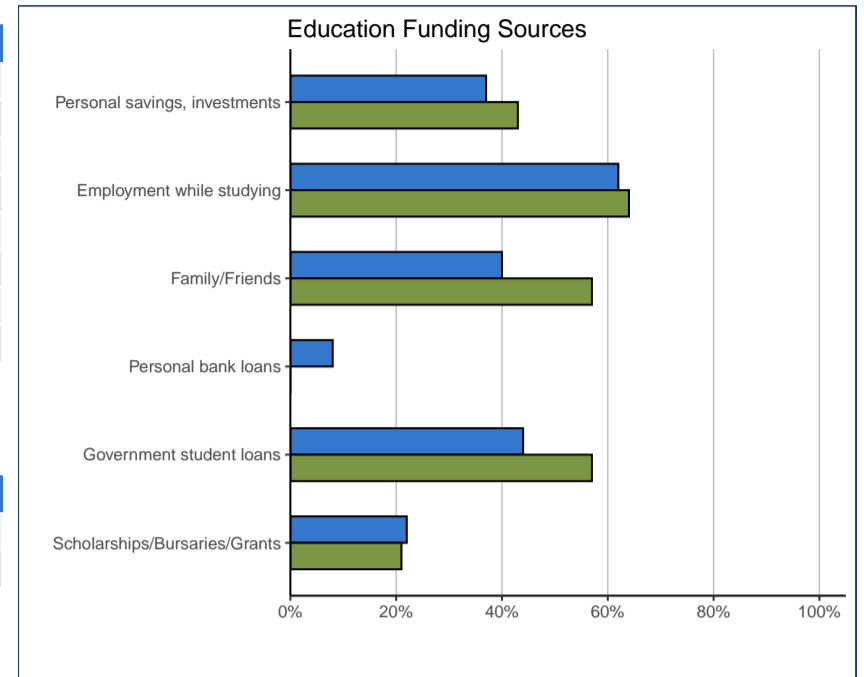
Top 10 Full-time Occupations of DOUG Graduates:			DOUG
NOC	NOC Skill Level	Description	% Employed FT in this Occ.**
3012	A	Registered nurses and registered psychiatric nurses	33%
4212	B	Social and community service workers	8%
1111	A	Financial auditors and accountants	6%
3144	A	Other professional occupations in therapy and assessment	5%
3011	A	Nursing co-ordinators and supervisors	3%
1431	C	Accounting and related clerks	3%
*			
*			
*			
*			

* Data not displayed where n < 5
** Percentages cited are of those employed

EDUCATION FINANCING

Funding Sources (3 sources allowed):*	31.0501		DOUG	
Personal savings, investments	6	43%	76	37%
Employment while studying	9	64%	127	62%
Family/Friends	8	57%	81	40%
Personal bank loans	0	0%	16	8%
Government student loans	8	57%	90	44%
Scholarships/Bursaries/Grants	3	21%	44	22%
Other	1	7%	24	12%
Total	14		204	

* Percentage of respondents who identified this source

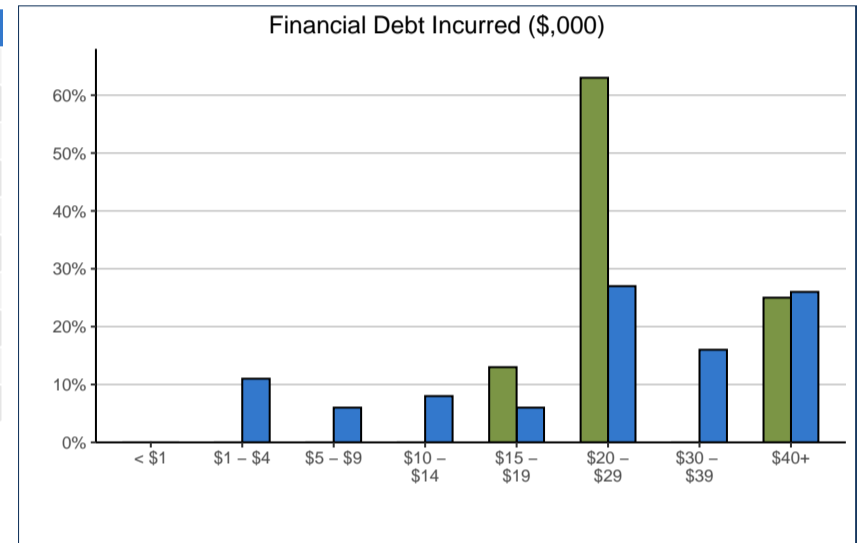


Financial Debt Incurred to Finance Bac. Ed.:*	31.0501		DOUG	
Incurred any form of financial debt	8	57%	114	56%
Incurred government-sponsored student loan debt	8	57%	95	46%

* Percentage of respondents who provided data

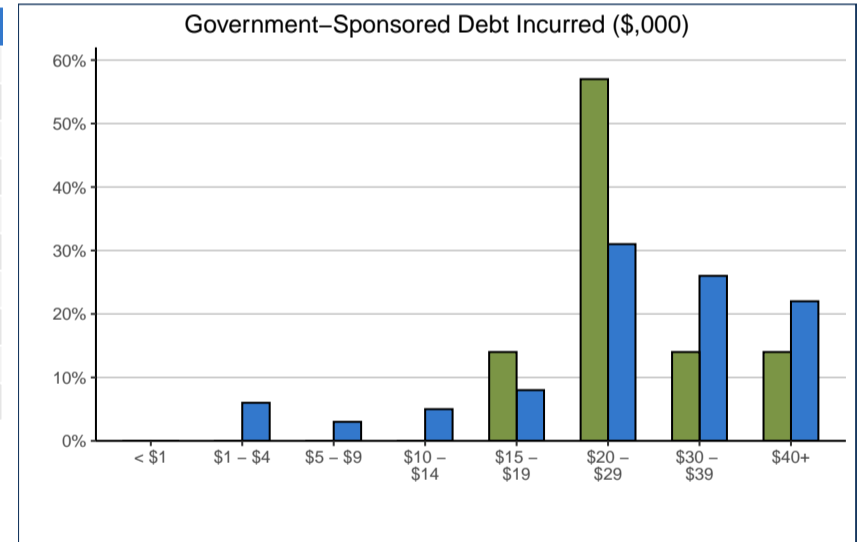
Financial Debt Amount:*	31.0501		DOUG	
< \$1,000	0	0%	0	0%
\$1,000 to \$4,999	0	0%	10	11%
\$5,000 to \$9,999	0	0%	6	6%
\$10,000 to \$14,999	0	0%	7	8%
\$15,000 to \$19,999	1	13%	6	6%
\$20,000 to \$29,999	5	63%	25	27%
\$30,000 to \$39,999	0	0%	15	16%
\$40,000 or More	2	25%	24	26%
Total	8	100%	93	100%
Median Financial Debt (\$)	23,000		25,000	

* Includes only cases where financial debt was incurred



Gov't-Sponsored Student Loan Debt Amount:*	31.0501		DOUG	
< \$1,000	0	0%	0	0%
\$1,000 to \$4,999	0	0%	4	6%
\$5,000 to \$9,999	0	0%	2	3%
\$10,000 to \$14,999	0	0%	3	5%
\$15,000 to \$19,999	1	14%	5	8%
\$20,000 to \$29,999	4	57%	20	31%
\$30,000 to \$39,999	1	14%	17	26%
\$40,000 or More	1	14%	14	22%
Total	7	100%	65	100%
Median Gov't-Sponsored Loan Debt (\$)	25,000		28,000	

* Includes only cases where government-sponsored debt was incurred



Gov't-Sponsored Loan Debt Outstanding:*	31.0501		DOUG	
None - Loan repaid in full	1	13%	16	21%
< \$1,000	0	0%	1	1%
\$1,000 to \$4,999	1	13%	8	11%
\$5,000 to \$9,999	0	0%	6	8%
\$10,000 to \$14,999	2	25%	7	9%
\$15,000 to \$19,999	0	0%	9	12%
\$20,000 to \$29,999	2	25%	8	11%
\$30,000 to \$39,999	1	13%	10	13%
\$40,000 or More	1	13%	11	14%
Total	8	100%	76	100%
Median Gov't-Sponsored Loan Debt Outstanding** (\$)	21,000		18,500	

* Includes only cases where government-sponsored debt was incurred, and valid "amount remaining" was provided

** Median amounts shown are based on those who had remaining government student loan debt

