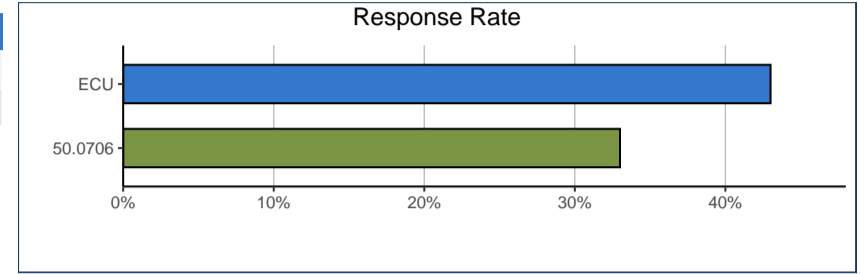


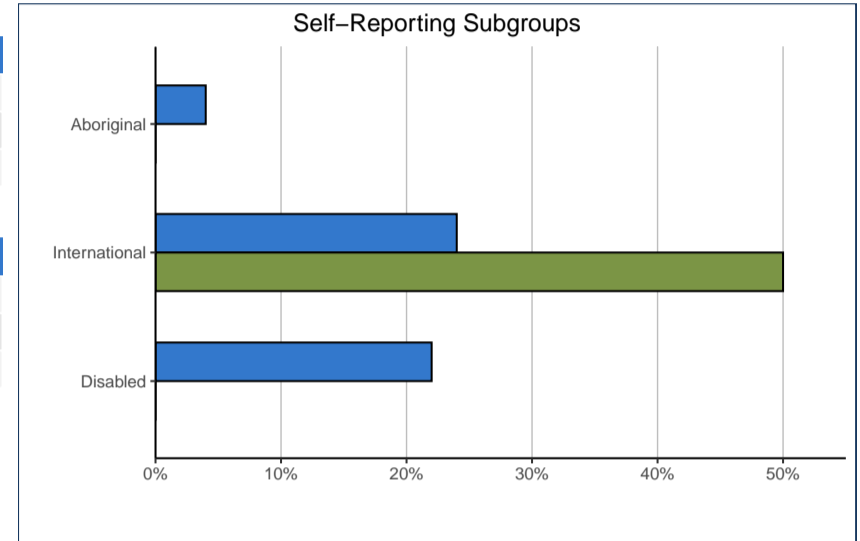
RESPONSE RATE

Survey Response Rate:	50.0706		ECU	
Baccalaureate Graduates Survey Cohort	30	100%	422	100%
Survey Respondents and Response Rate	10	33%	181	43%



DEMOGRAPHIC INFORMATION

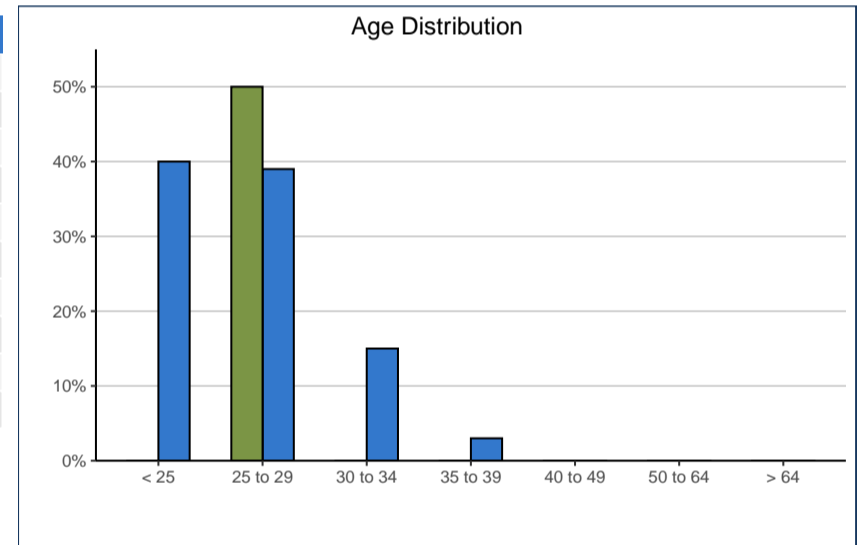
Self-Reporting Subgroups:	50.0706		ECU	
Disabled	~	~	38	22%
International	5	50%	43	24%
Aboriginal	0	0%	6	4%



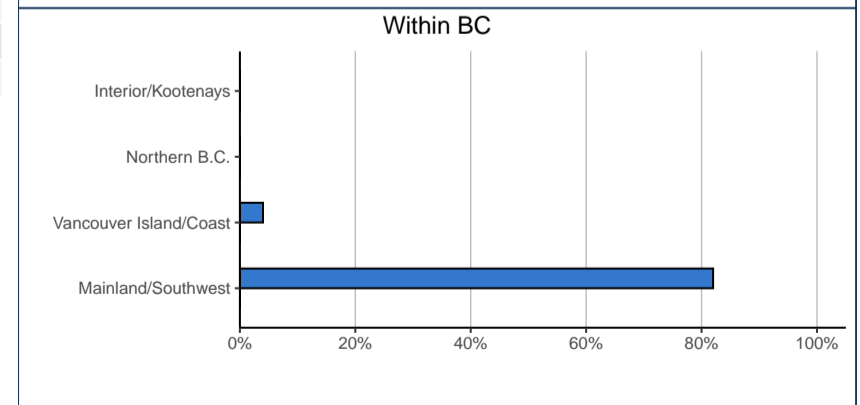
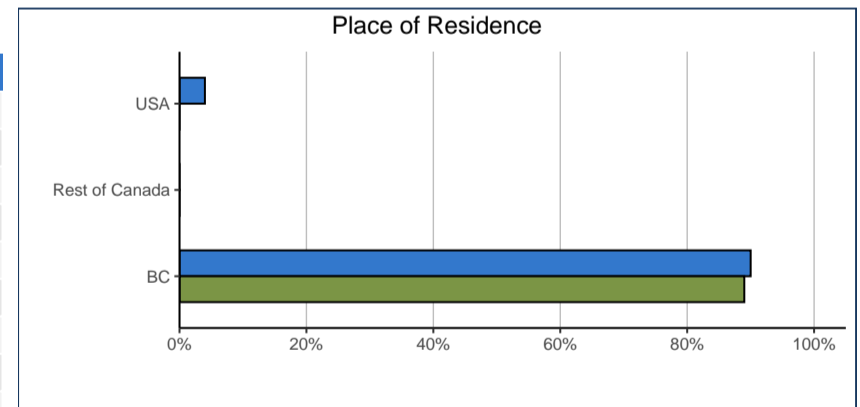
Gender:*	50.0706		ECU	
Male	~	~	47	26%
Female	~	~	132	74%
Total	10	100%	179	100%

*Due to zero or low counts, institution-reported "Non-binary" demographic data are not included.

Age (at time of survey):	50.0706		ECU	
< 25	~	~	73	40%
25 to 29	5	50%	70	39%
30 to 34	~	~	27	15%
35 to 39	0	0%	5	3%
40 to 49	0	0%	~	~
50 to 64	0	0%	~	~
> 64	0	0%	0	0%
Total	10	100%	181	100%
Median Age	25		25	
Average (mean) Age	27		27	



Place of Residence (at time of survey):	50.0706		ECU	
BC – Mainland/Southwest	~	~	131	82%
BC – Vancouver Island/Coast	~	~	6	4%
BC – Northern B.C.	0	0%	~	~
BC – Interior/Kootenays	0	0%	~	~
BC Subtotal	8	89%	143	90%
Canada – Alberta	0	0%	~	~
Canada – Ontario	~	~	~	~
Canada – Other	0	0%	~	~
U.S.A.	0	0%	6	4%
Non-BC Subtotal	~	~	16	10%
Total	~	~	159	100%

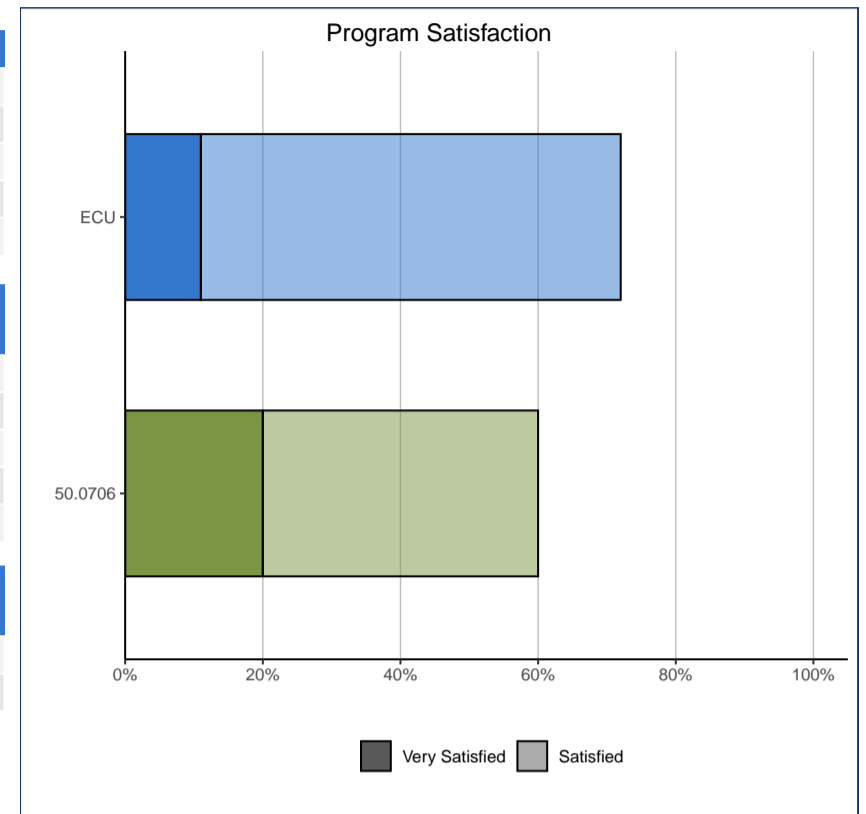


EDUCATION EVALUATION AND SKILL DEVELOPMENT

Program Satisfaction:	50.0706		ECU	
Very Satisfied	2	20%	20	11%
Satisfied	4	40%	107	61%
Dissatisfied	3	30%	41	23%
Very Dissatisfied	1	10%	8	5%
Total	10	100%	176	100%

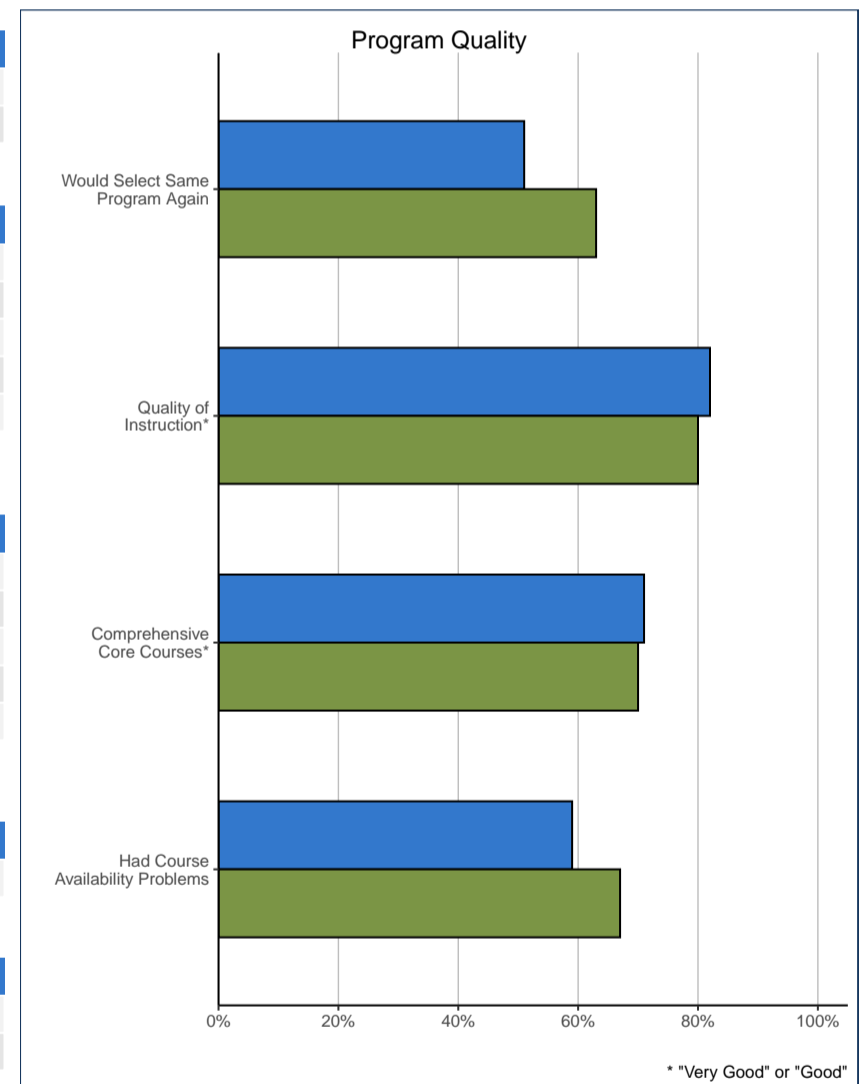
Usefulness of Knowledge, Skills, and Abilities Acquired during Program in Work:	50.0706		ECU	
Very Useful	3	38%	43	30%
Somewhat Useful	3	38%	68	48%
Not Very Useful	1	13%	19	13%
Not at All Useful	1	13%	11	8%
Total	8	100%	141	100%

Took upgrading, access, bridging, or other preparatory courses during or prior to studies:	50.0706		ECU	
Yes	0	0%	16	9%
No	10	100%	162	91%



Would select the same program again:	50.0706		ECU	
Yes	5	63%	79	51%
No	3	38%	77	49%

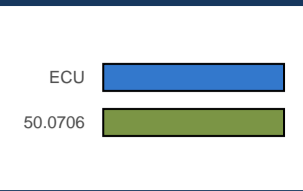
Quality of Instruction:	50.0706		ECU	
Very Good	3	30%	28	16%
Good	5	50%	114	66%
Poor	1	10%	27	16%
Very Poor	1	10%	5	3%
Total	10	100%	174	100%



Comprehensiveness of Core Courses:	50.0706		ECU	
Very Good	4	40%	21	12%
Good	3	30%	105	59%
Poor	2	20%	40	22%
Very Poor	1	10%	12	7%
Total	10	100%	178	100%

Course Availability:	50.0706		ECU	
Encountered course availability problems	6	67%	100	59%

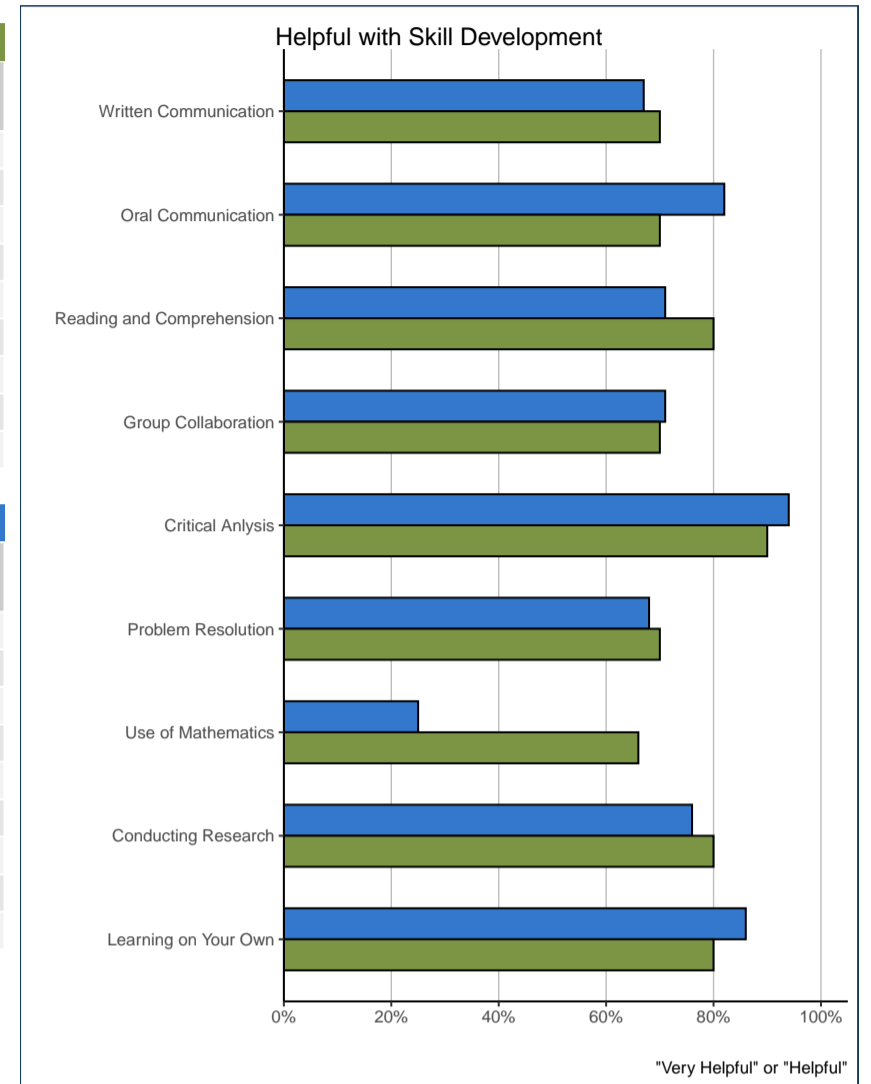
Financial Constraints:	50.0706		ECU	
Had to interrupt studies for financial reasons	0	0%	10	6%
Had to take program part-time for financial reasons	2	20%	28	16%



SKILL DEVELOPMENT

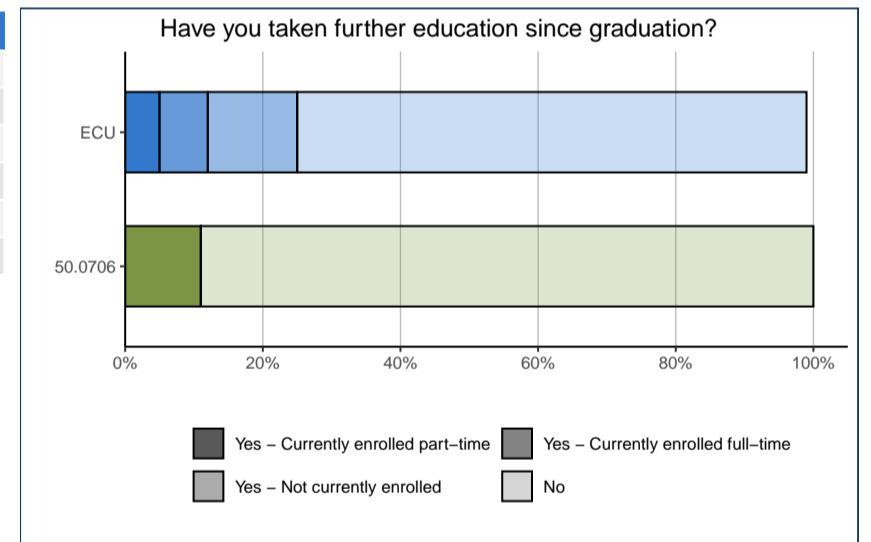
	50.0706				
Skill Development: How helpful was institution?	Very Helpful	Helpful	Not Very Helpful	Not at All Helpful	# Resp.
Written Communication	20%	50%	0%	30%	10
Oral Communication	30%	40%	10%	20%	10
Reading and Comprehension	10%	70%	0%	20%	10
Group Collaboration	30%	40%	10%	20%	10
Critical Analysis	60%	30%	0%	10%	10
Problem Resolution	40%	30%	30%	0%	10
Use of Mathematics	33%	33%	17%	17%	6
Conducting Research	40%	40%	0%	20%	10
Learning on Your Own	40%	40%	20%	0%	10

	ECU				
Skill Development: How helpful was institution?	Very Helpful	Helpful	Not Very Helpful	Not at All Helpful	# Resp.
Written Communication	13%	54%	25%	8%	173
Oral Communication	25%	57%	16%	2%	178
Reading and Comprehension	16%	55%	26%	3%	175
Group Collaboration	18%	53%	21%	8%	180
Critical Analysis	42%	52%	4%	2%	180
Problem Resolution	15%	53%	25%	6%	176
Use of Mathematics	7%	18%	48%	27%	82
Conducting Research	21%	55%	18%	6%	172
Learning on Your Own	39%	47%	11%	4%	176

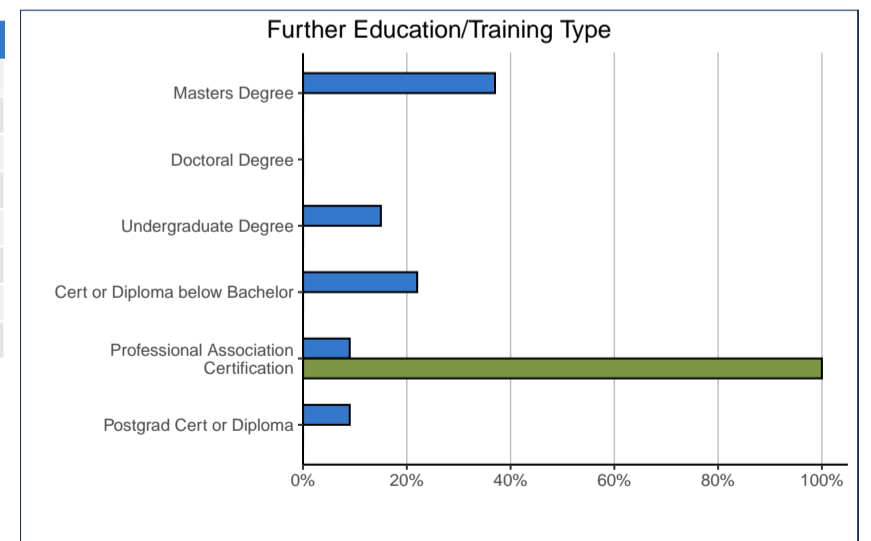


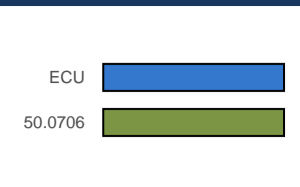
FURTHER EDUCATION

Took further education since 2020 graduation:	50.0706		ECU	
Yes	1	11%	46	26%
Not currently enrolled	0	0%	23	13%
Currently enrolled full-time	0	0%	13	7%
Currently enrolled part-time	1	11%	9	5%
No	8	89%	133	74%
Total	9	100%	179	100%



Type of Formal Post-Secondary Education:	50.0706		ECU	
Masters Degree	0	0%	17	37%
Doctoral Degree	0	0%	0	0%
Another Undergraduate Degree	0	0%	7	15%
Certificate or Diploma below Bachelor level	0	0%	10	22%
Professional Association Certification	1	100%	4	9%
Postgraduate Certificate or Diploma	0	0%	4	9%
Other	0	0%	4	9%
Total	1	100%	46	100%





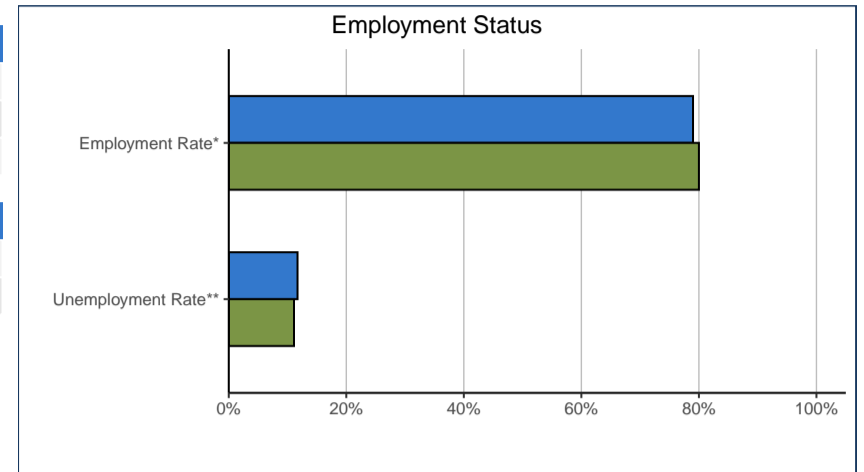
EMPLOYMENT

Labour Force Status:	50.0706		ECU	
In Labour Force (working or seeking work)	9	90%	162	91%
Not in Labour Force	1	10%	16	9%
Total	10	100%	178	100%

Employment:	50.0706		ECU	
Employment Rate*	8	80%	143	79%
Unemployment Rate**	1	11.1%	19	11.7%

*Percent = Total employed divided by total number of respondents

**Percent = Total unemployed divided by total number in Labour Force



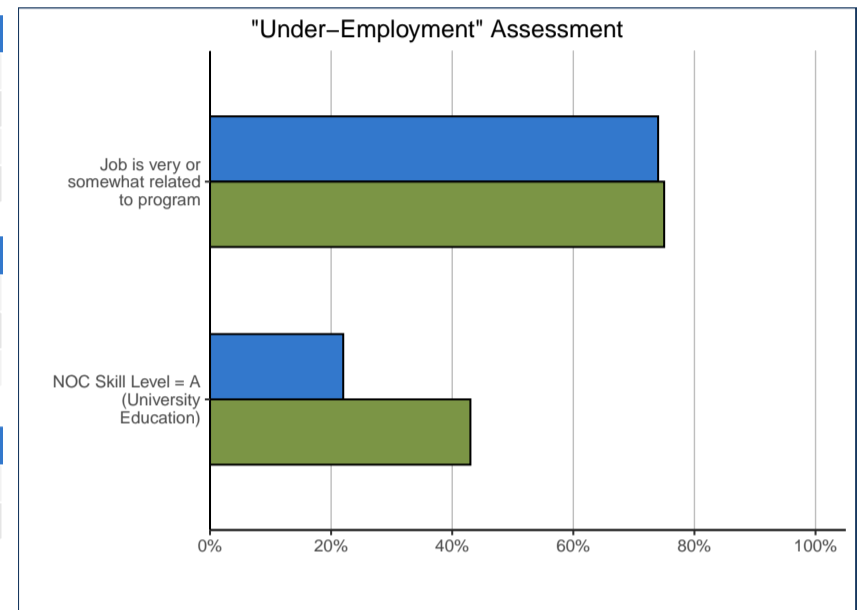
Status of Graduates NOT in Labour Force:	50.0706		ECU	
Attending School FT	0	0%	5	31%
Attending School PT	0	0%	0	0%
Other	1	100%	11	69%
Total NOT in Labour Force	1	100%	16	100%

Primary Employment Type:	50.0706		ECU	
Paid worker	7	88%	109	76%
Self-employed	1	13%	34	24%
Total	8	100%	143	100%

Job Characteristics:	50.0706		ECU	
I hold more than one job*	2	25%	36	25%
My main job is full-time (>= 30 hours per week)**	6	86%	110	83%

*Of total Employed

**Of those who provided data on hours/week worked



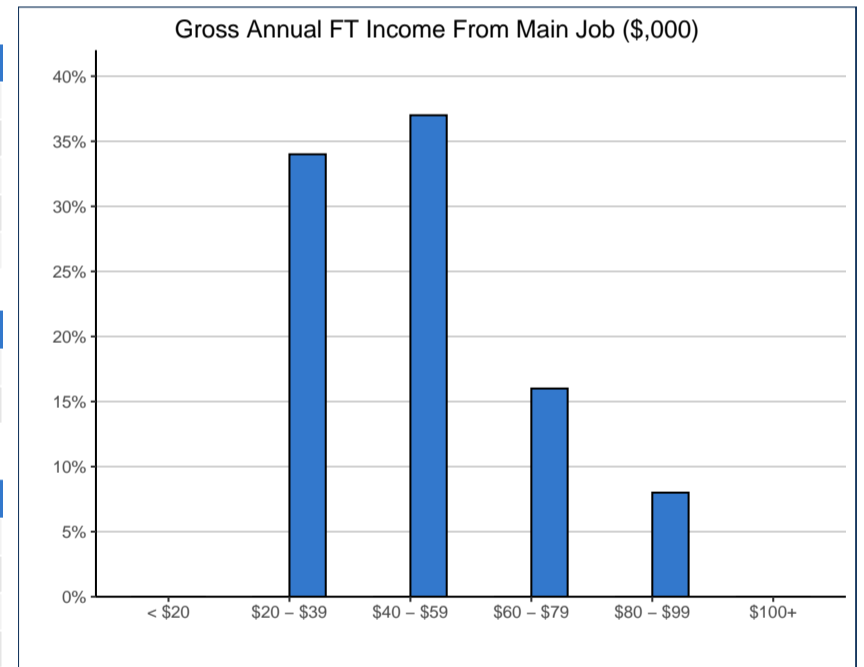
How related is your main job to your program?	50.0706		ECU	
Very Related	2	25%	48	34%
Somewhat Related	4	50%	57	40%
Not Very Related	0	0%	13	9%
Not at All Related	2	25%	24	17%
Total	8	100%	142	100%

"Under-employment" Assessment:	50.0706		ECU	
Job is very or somewhat related to program	6	75%	105	74%
NOC Skill Level = A (University Education)*	3	43%	30	22%

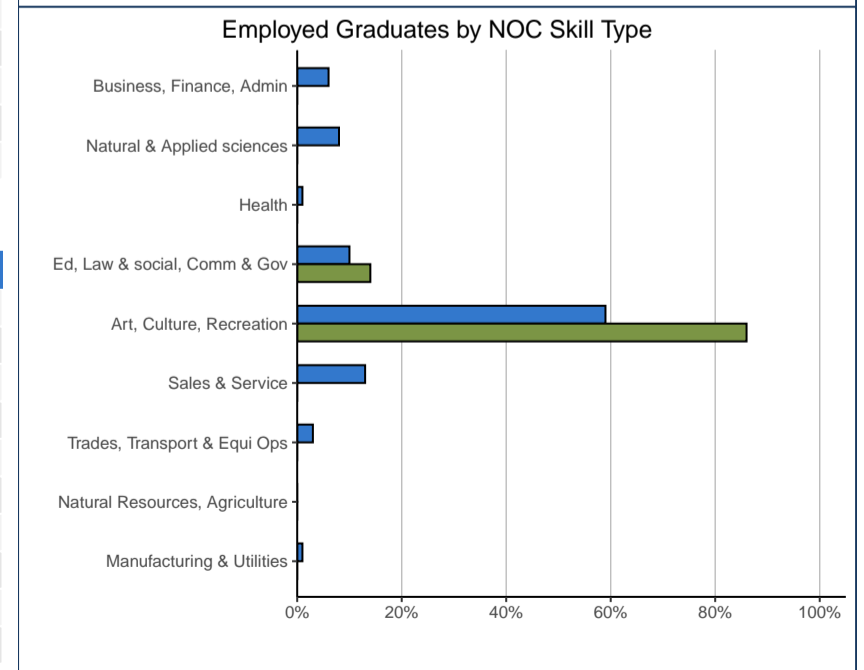
*Of total valid responses

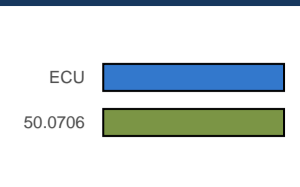
Gross Annual Income from Main Job:*	50.0706		ECU	
Less than \$20,000	0	0%	~	~
\$20,000 to \$39,999	~	~	35	34%
\$40,000 to \$59,999	~	~	38	37%
\$60,000 to \$79,999	0	0%	16	16%
\$80,000 to \$99,999	0	0%	8	8%
\$100,000 and Above	~	~	~	~
Total	5	100%	103	100%
Median Annual Income (full-time) (\$)	43,734		52,020	
Average Annual Income (full-time) (\$)	55,199		55,668	

*Where data provided



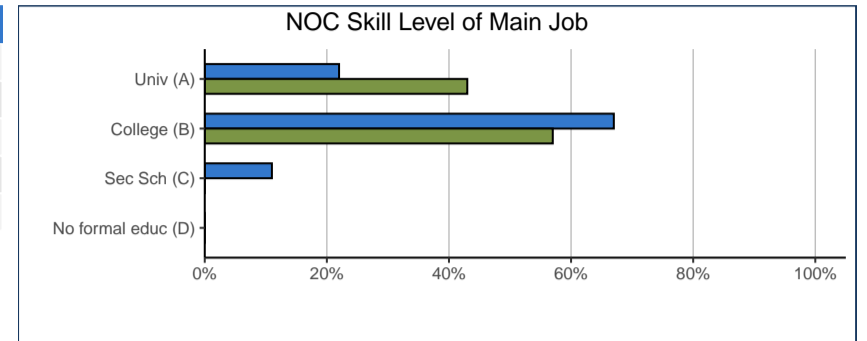
NOC Skill Type of Main Job:	50.0706		ECU	
Business, finance & administration	0	0%	8	6%
Natural & applied sciences & related	0	0%	11	8%
Health	0	0%	1	1%
Education, law and social, community & government	1	14%	13	10%
Art, culture, recreation & sport	6	86%	80	59%
Sales & service	0	0%	17	13%
Trades, transport & equipment operators & related	0	0%	4	3%
Natural resources, agriculture & related production	0	0%	0	0%
Manufacturing & utilities	0	0%	2	1%
Total	7	100%	136	100%



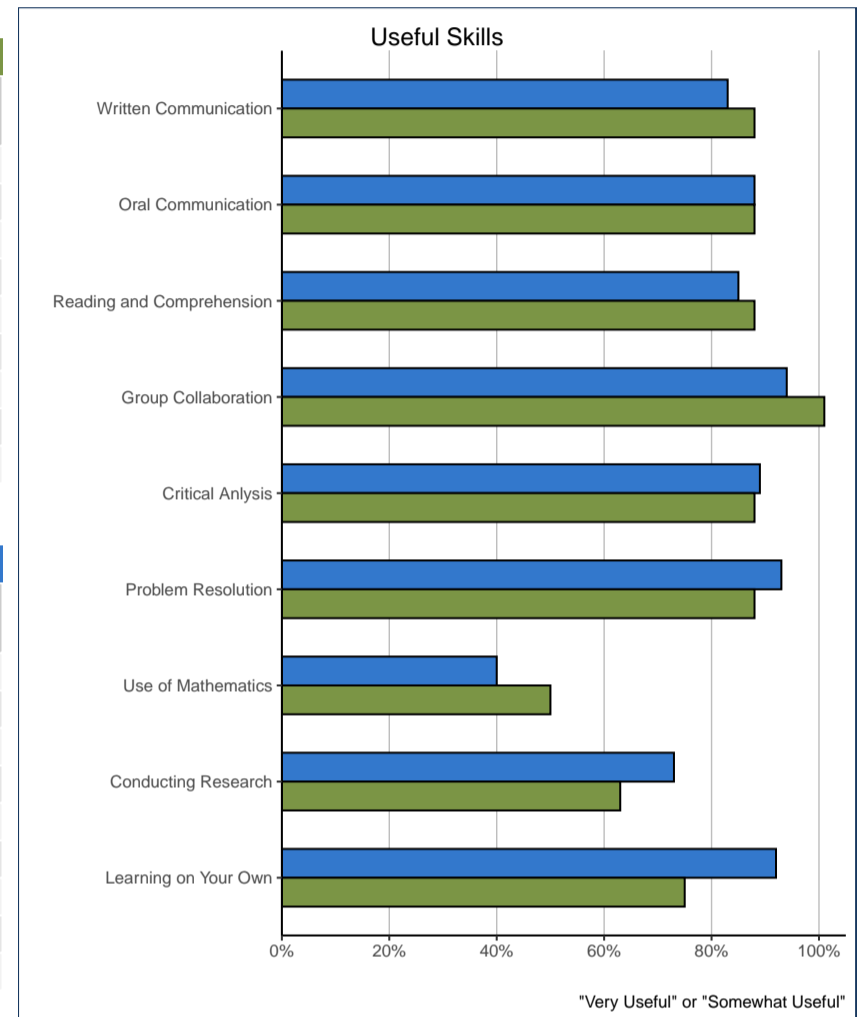


EMPLOYMENT, continued

NOC Skill Level of Main Job:	50.0706		ECU	
A. University education	3	43%	30	22%
B. College education/trade apprenticeship	4	57%	91	67%
C. Secondary school + job-specific training	0	0%	15	11%
D. No formal education	0	0%	0	0%
Total	7	100%	136	100%



How useful are the following skills and abilities in doing your main job?	50.0706				# Resp.
	Very Useful	Somewhat Useful	Not Very Useful	Not at All Useful	
Written Communication	38%	50%	13%	0%	8
Oral Communication	50%	38%	13%	0%	8
Reading and Comprehension	25%	63%	13%	0%	8
Group Collaboration	63%	38%	0%	0%	8
Critical Analysis	38%	50%	0%	13%	8
Problem Resolution	50%	38%	13%	0%	8
Use of Mathematics	25%	25%	25%	25%	8
Conducting Research	38%	25%	13%	25%	8
Learning on Your Own	50%	25%	0%	25%	8



How useful are the following skills and abilities in doing your main job?	ECU				# Resp.
	Very Useful	Somewhat Useful	Not Very Useful	Not at All Useful	
Written Communication	47%	36%	12%	6%	143
Oral Communication	61%	27%	8%	3%	143
Reading and Comprehension	45%	40%	10%	5%	143
Group Collaboration	63%	31%	6%	1%	142
Critical Analysis	52%	37%	8%	3%	143
Problem Resolution	64%	29%	5%	3%	143
Use of Mathematics	16%	24%	28%	31%	141
Conducting Research	41%	32%	14%	13%	142
Learning on Your Own	60%	32%	4%	4%	142

Top 10 Full-time Occupations of 50.0706 Graduates:			50.0706
NOC	NOC Skill Level	Description	% Employed FT in this Occ.**
*			
*			
*			
*			
*			
*			
*			
*			
*			
*			

* Data not displayed where n < 5
** Percentages cited are of those employed

Top 10 Full-time Occupations of ECU Graduates:			ECU
NOC	NOC Skill Level	Description	% Employed FT in this Occ.**
5241	B	Graphic designers and illustrators	31%
2252	B	Industrial designers	4%
5223	B	Graphic arts technicians	3%
*			
*			
*			
*			
*			
*			
*			

* Data not displayed where n < 5
** Percentages cited are of those employed

EDUCATION FINANCING

Funding Sources (3 sources allowed):*	50.0706		ECU	
Personal savings, investments	1	10%	40	23%
Employment while studying	4	40%	87	50%
Family/Friends	9	90%	119	68%
Personal bank loans	2	20%	10	6%
Government student loans	2	20%	43	25%
Scholarships/Bursaries/Grants	4	40%	42	24%
Other	1	10%	33	19%
Total	10		174	

* Percentage of respondents who identified this source

Financial Debt Incurred to Finance Bac. Ed.:*	50.0706		ECU	
Incurred any form of financial debt	4	40%	68	38%
Incurred government-sponsored student loan debt	3	30%	50	28%

* Percentage of respondents who provided data

Financial Debt Amount:*	50.0706		ECU	
< \$1,000	0	0%	0	0%
\$1,000 to \$4,999	1	50%	4	8%
\$5,000 to \$9,999	0	0%	7	14%
\$10,000 to \$14,999	0	0%	3	6%
\$15,000 to \$19,999	0	0%	0	0%
\$20,000 to \$29,999	0	0%	13	25%
\$30,000 to \$39,999	0	0%	6	12%
\$40,000 or More	1	50%	18	35%
Total	2	100%	51	100%
Median Financial Debt (\$)	37,000		25,800	

* Includes only cases where financial debt was incurred

Gov't-Sponsored Student Loan Debt Amount:*	50.0706		ECU	
< \$1,000	0	0%	0	0%
\$1,000 to \$4,999	1	50%	2	5%
\$5,000 to \$9,999	0	0%	3	8%
\$10,000 to \$14,999	0	0%	6	15%
\$15,000 to \$19,999	0	0%	0	0%
\$20,000 to \$29,999	0	0%	8	20%
\$30,000 to \$39,999	0	0%	8	20%
\$40,000 or More	1	50%	13	33%
Total	2	100%	40	100%
Median Gov't-Sponsored Loan Debt (\$)	37,000		30,000	

* Includes only cases where government-sponsored debt was incurred

Gov't-Sponsored Loan Debt Outstanding:*	50.0706		ECU	
None – Loan repaid in full	0	0%	8	22%
< \$1,000	0	0%	0	0%
\$1,000 to \$4,999	1	50%	4	11%
\$5,000 to \$9,999	0	0%	2	5%
\$10,000 to \$14,999	0	0%	2	5%
\$15,000 to \$19,999	0	0%	1	3%
\$20,000 to \$29,999	0	0%	3	8%
\$30,000 to \$39,999	0	0%	10	27%
\$40,000 or More	1	50%	7	19%
Total	2	100%	37	100%
Median Gov't-Sponsored Loan Debt Outstanding** (\$)	34,250		30,000	

* Includes only cases where government-sponsored debt was incurred, and valid "amount remaining" was provided

** Median amounts shown are based on those who had remaining government student loan debt

