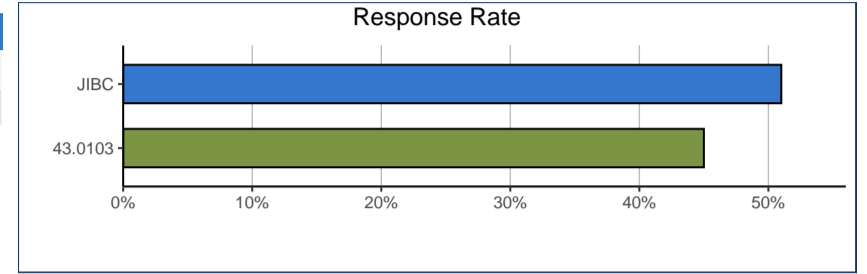


**RESPONSE RATE**

Survey Response Rate:	43.0103		JIBC	
Baccalaureate Graduates Survey Cohort	38	100%	45	100%
Survey Respondents and Response Rate	17	45%	23	51%




**DEMOGRAPHIC INFORMATION**

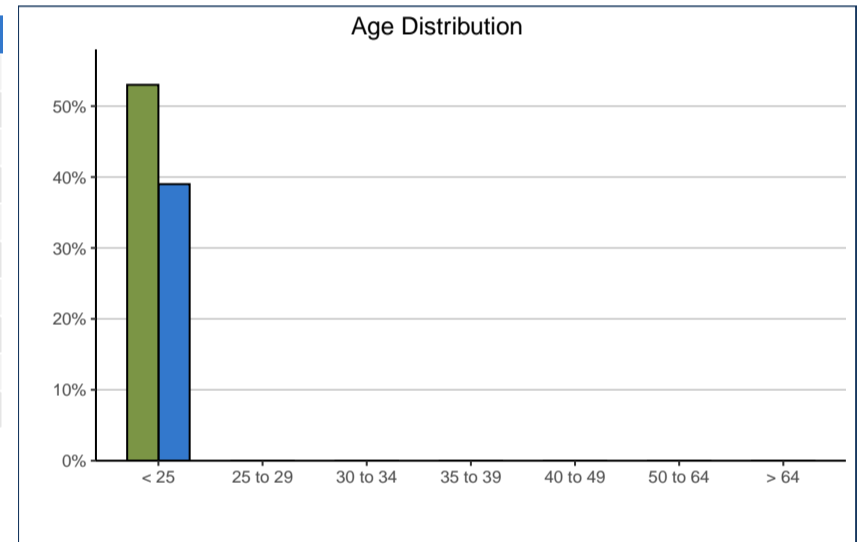
Self-Reporting Subgroups:	43.0103		JIBC	
Disabled	~	~	~	~
International	0	0%	0	0%
Aboriginal	0	0%	0	0%

Gender:*	43.0103		JIBC	
Male	12	71%	17	74%
Female	5	29%	6	26%
Total	17	100%	23	100%

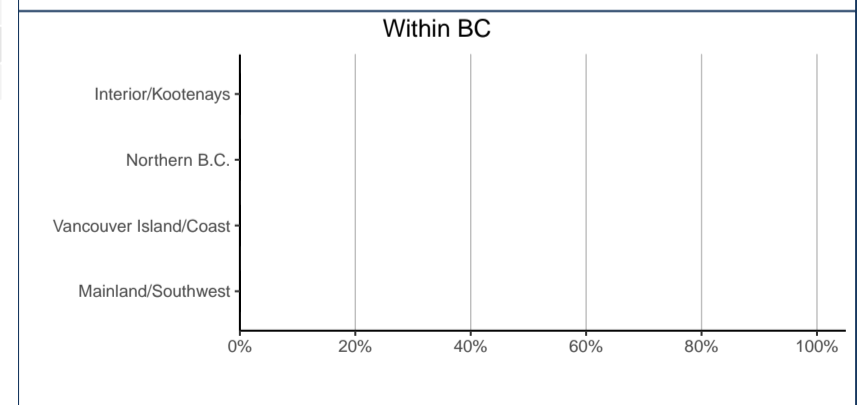
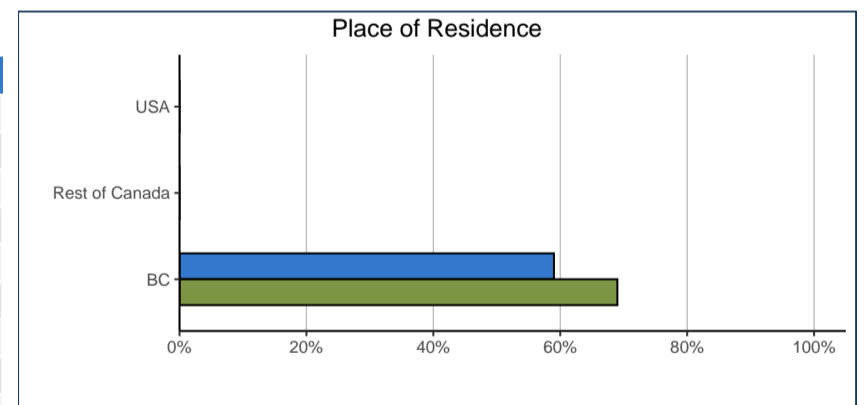
\*Due to zero or low counts, institution-reported "Non-binary" demographic data are not included.

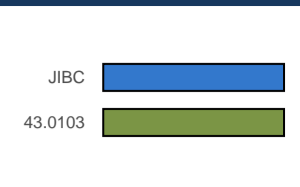


Age (at time of survey):	43.0103		JIBC	
< 25	9	53%	9	39%
25 to 29	~	~	~	~
30 to 34	~	~	~	~
35 to 39	~	~	~	~
40 to 49	~	~	~	~
50 to 64	~	~	~	~
> 64	0	0%	0	0%
Total	17	100%	23	100%
Median Age	24		26	
Average (mean) Age	28		31	



Place of Residence (at time of survey):	43.0103		JIBC	
BC – Mainland/Southwest	~	~	~	~
BC – Vancouver Island/Coast	0	0%	0	0%
BC – Northern B.C.	0	0%	0	0%
BC – Interior/Kootenays	~	~	~	~
BC Subtotal	11	69%	13	59%
Canada – Alberta	~	~	~	~
Canada – Ontario	~	~	~	~
Canada – Other	~	~	~	~
U.S.A.	0	0%	0	0%
Non-BC Subtotal	5	31%	9	41%
Total	16	100%	22	100%



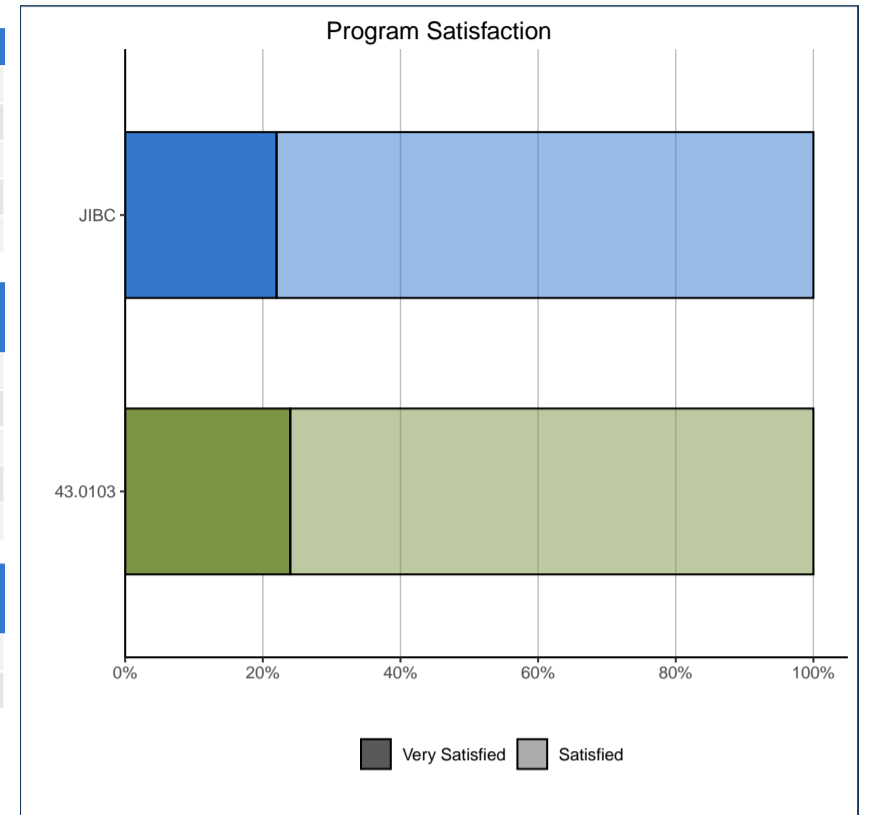


EDUCATION EVALUATION AND SKILL DEVELOPMENT

Program Satisfaction:	43.0103		JIBC	
Very Satisfied	4	24%	5	22%
Satisfied	13	76%	18	78%
Dissatisfied	0	0%	0	0%
Very Dissatisfied	0	0%	0	0%
Total	17	100%	23	100%

Usefulness of Knowledge, Skills, and Abilities Acquired during Program in Work:	43.0103		JIBC	
Very Useful	10	67%	13	62%
Somewhat Useful	3	20%	6	29%
Not Very Useful	2	13%	2	10%
Not at All Useful	0	0%	0	0%
Total	15	100%	21	100%

Took upgrading, access, bridging, or other preparatory courses during or prior to studies:	43.0103		JIBC	
Yes	1	6%	1	4%
No	16	94%	22	96%



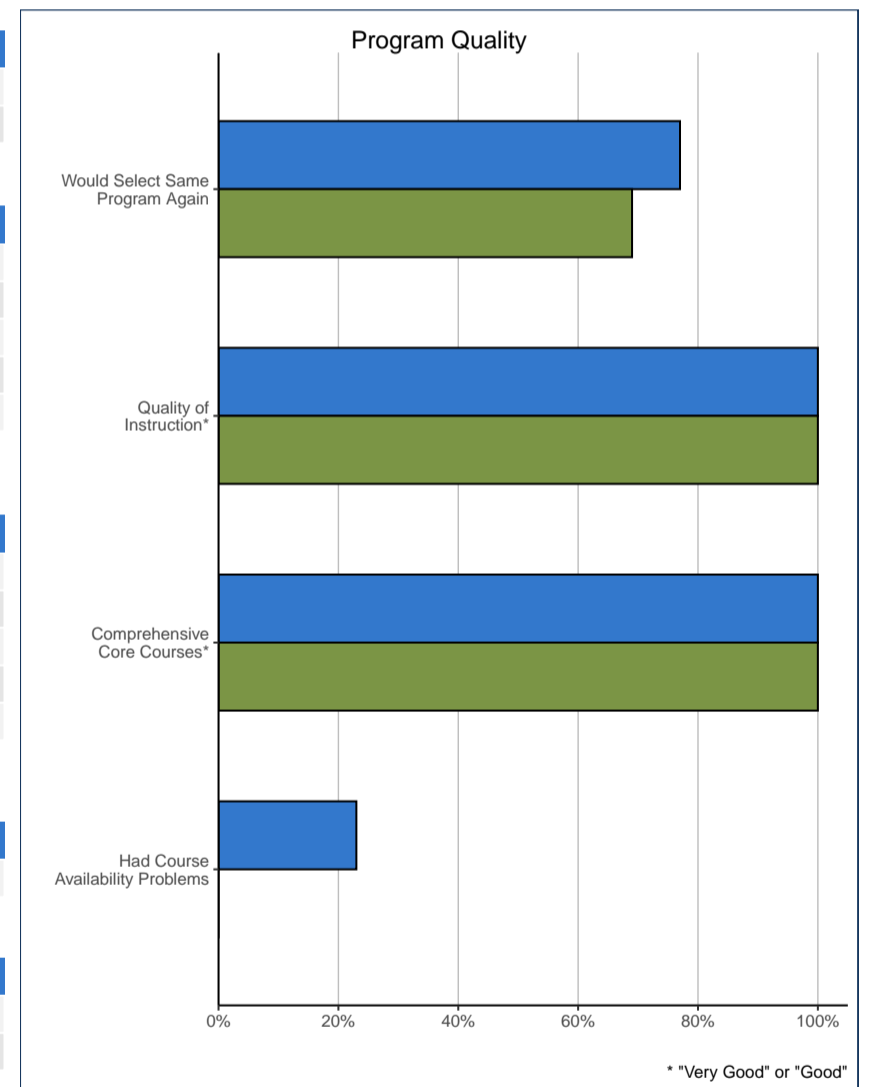
Would select the same program again:	43.0103		JIBC	
Yes	11	69%	17	77%
No	5	31%	5	23%

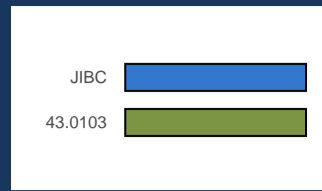
Quality of Instruction:	43.0103		JIBC	
Very Good	6	35%	8	35%
Good	11	65%	15	65%
Poor	0	0%	0	0%
Very Poor	0	0%	0	0%
Total	17	100%	23	100%

Comprehensiveness of Core Courses:	43.0103		JIBC	
Very Good	5	29%	7	30%
Good	12	71%	16	70%
Poor	0	0%	0	0%
Very Poor	0	0%	0	0%
Total	17	100%	23	100%

Course Availability:	43.0103		JIBC	
Encountered course availability problems	0	0%	5	23%

Financial Constraints:	43.0103		JIBC	
Had to interrupt studies for financial reasons	3	18%	5	22%
Had to take program part-time for financial reasons	2	12%	6	26%

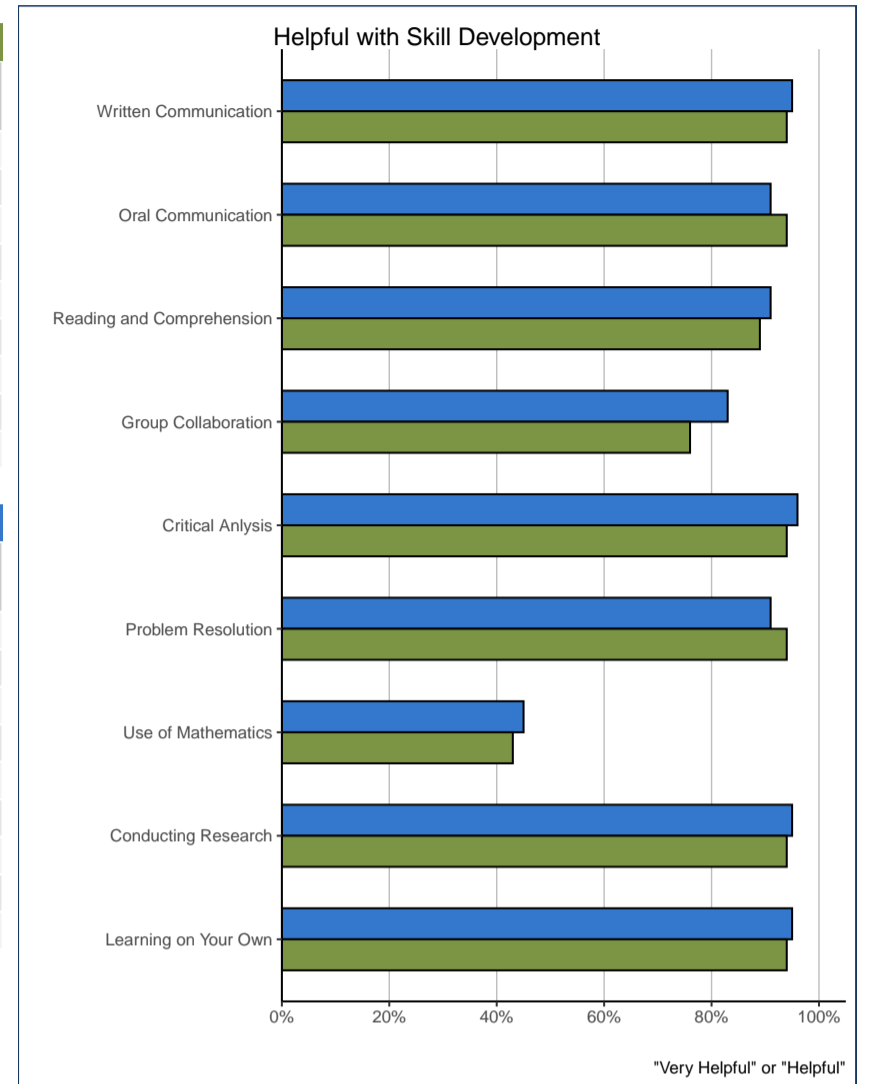




SKILL DEVELOPMENT

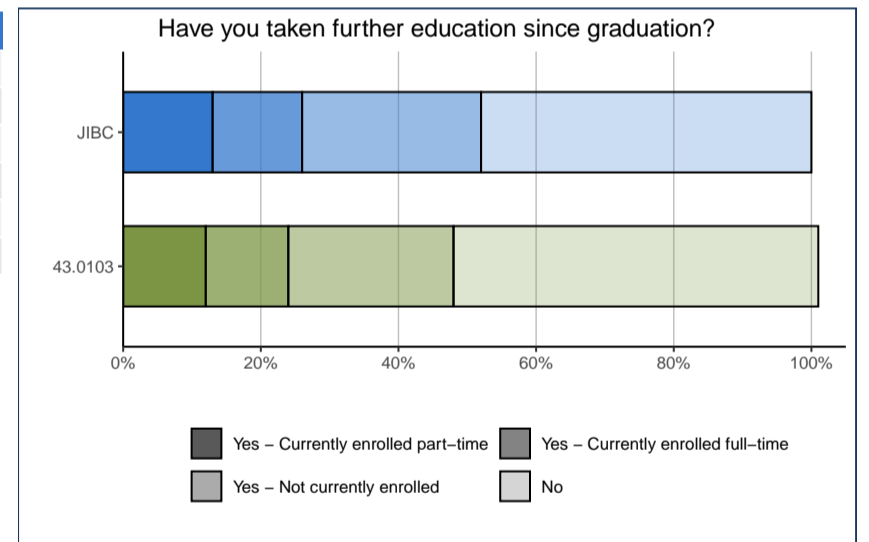
	43.0103				
Skill Development: How helpful was institution?	Very Helpful	Helpful	Not Very Helpful	Not at All Helpful	# Resp.
Written Communication	47%	47%	6%	0%	17
Oral Communication	25%	69%	6%	0%	16
Reading and Comprehension	18%	71%	12%	0%	17
Group Collaboration	29%	47%	24%	0%	17
Critical Analysis	47%	47%	6%	0%	17
Problem Resolution	56%	38%	6%	0%	16
Use of Mathematics	14%	29%	29%	29%	7
Conducting Research	31%	63%	6%	0%	16
Learning on Your Own	31%	63%	6%	0%	16

	JIBC				
Skill Development: How helpful was institution?	Very Helpful	Helpful	Not Very Helpful	Not at All Helpful	# Resp.
Written Communication	52%	43%	4%	0%	23
Oral Communication	32%	59%	9%	0%	22
Reading and Comprehension	30%	61%	9%	0%	23
Group Collaboration	26%	57%	17%	0%	23
Critical Analysis	57%	39%	4%	0%	23
Problem Resolution	55%	36%	9%	0%	22
Use of Mathematics	18%	27%	36%	18%	11
Conducting Research	50%	45%	5%	0%	22
Learning on Your Own	45%	50%	5%	0%	22

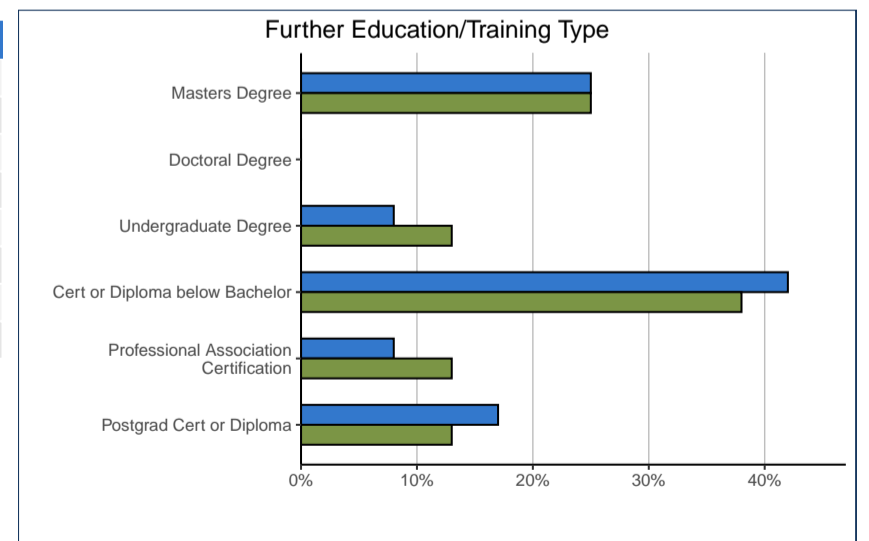


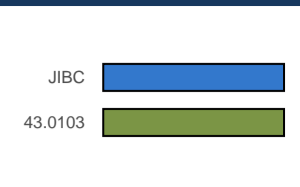
FURTHER EDUCATION

Took further education since 2020 graduation:	43.0103		JIBC	
Yes	8	47%	12	52%
Not currently enrolled	4	24%	6	26%
Currently enrolled full-time	2	12%	3	13%
Currently enrolled part-time	2	12%	3	13%
No	9	53%	11	48%
Total	17	100%	23	100%



Type of Formal Post-Secondary Education:	43.0103		JIBC	
Masters Degree	2	25%	3	25%
Doctoral Degree	0	0%	0	0%
Another Undergraduate Degree	1	13%	1	8%
Certificate or Diploma below Bachelor level	3	38%	5	42%
Professional Association Certification	1	13%	1	8%
Postgraduate Certificate or Diploma	1	13%	2	17%
Other	0	0%	0	0%
Total	8	100%	12	100%





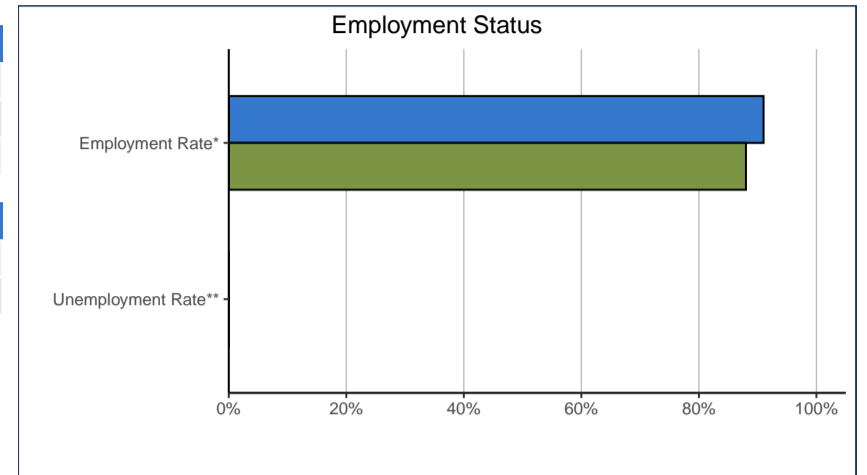
EMPLOYMENT

Labour Force Status:	43.0103		JIBC	
In Labour Force (working or seeking work)	15	88%	21	91%
Not in Labour Force	2	12%	2	9%
Total	17	100%	23	100%

Employment:	43.0103		JIBC	
Employment Rate*	15	88%	21	91%
Unemployment Rate**	0	0.0%	0	0.0%

\*Percent = Total employed divided by total number of respondents

\*\*Percent = Total unemployed divided by total number in Labour Force



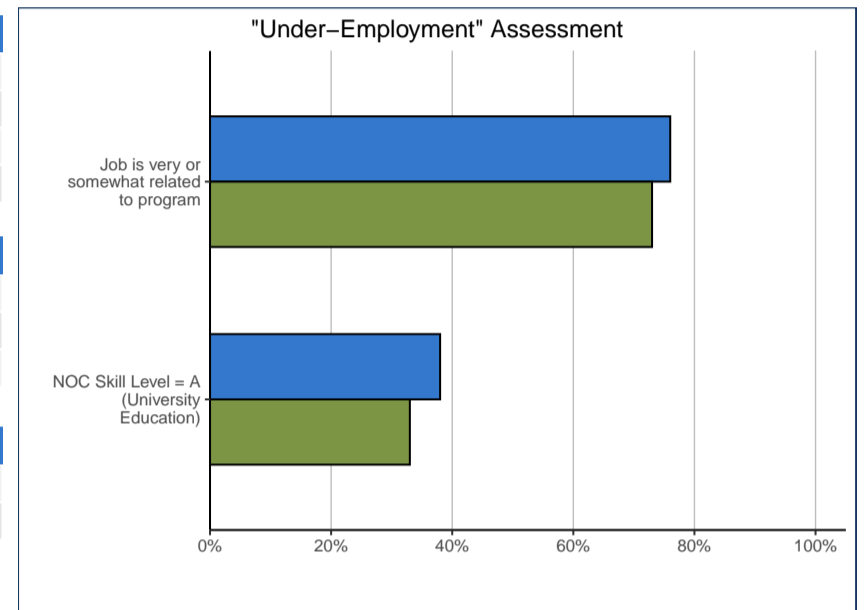
Status of Graduates NOT in Labour Force:	43.0103		JIBC	
Attending School FT	2	100%	2	100%
Attending School PT	0	0%	0	0%
Other	0	0%	0	0%
Total NOT in Labour Force	2	100%	2	100%

Primary Employment Type:	43.0103		JIBC	
Paid worker	14	93%	20	95%
Self-employed	1	7%	1	5%
Total	15	100%	21	100%

Job Characteristics:	43.0103		JIBC	
I hold more than one job*	5	33%	6	29%
My main job is full-time (>= 30 hours per week)**	14	93%	20	95%

\*Of total Employed

\*\*Of those who provided data on hours/week worked



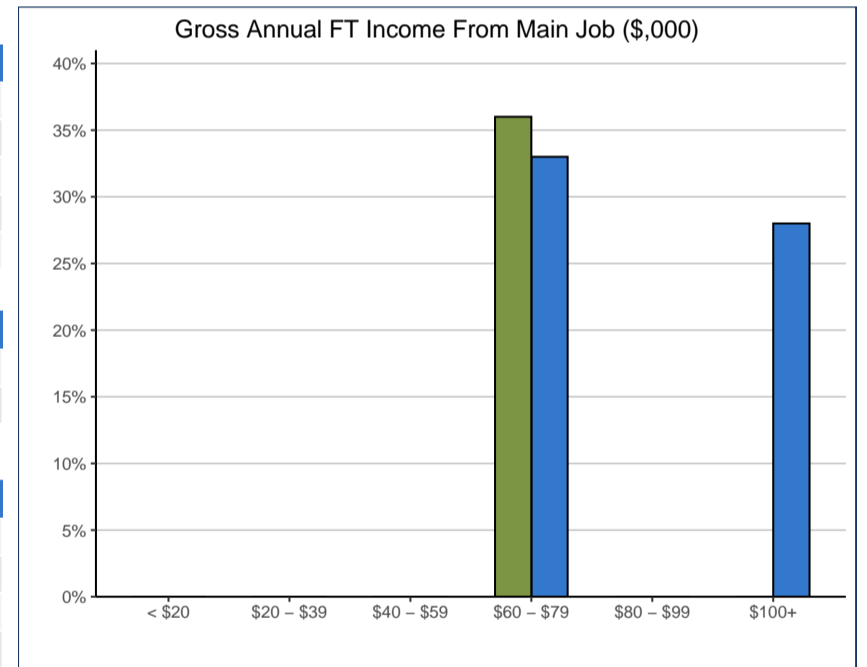
How related is your main job to your program?	43.0103		JIBC	
Very Related	8	53%	10	48%
Somewhat Related	3	20%	6	29%
Not Very Related	1	7%	2	10%
Not at All Related	3	20%	3	14%
Total	15	100%	21	100%

"Under-employment" Assessment:	43.0103		JIBC	
Job is very or somewhat related to program	11	73%	16	76%
NOC Skill Level = A (University Education)*	5	33%	8	38%

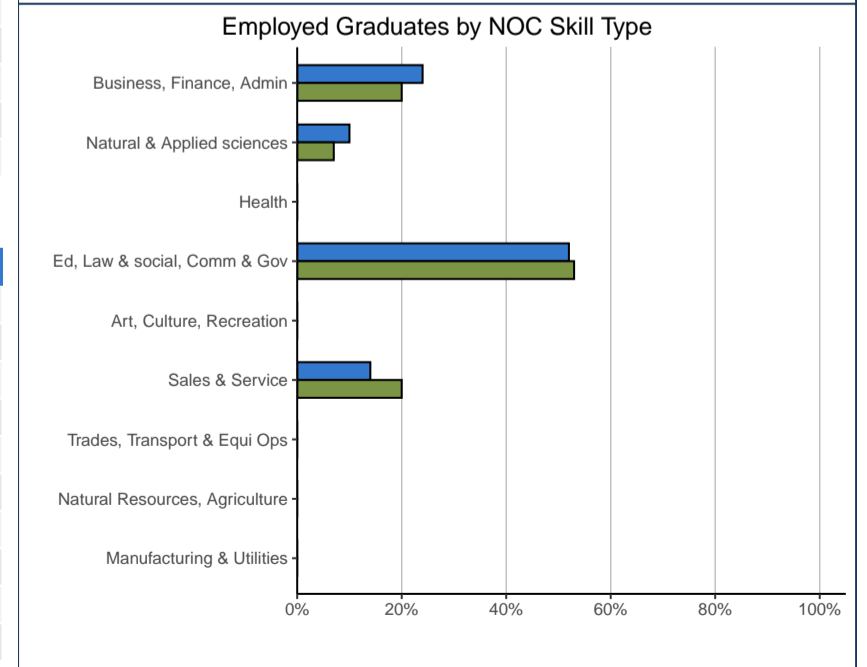
\*Of total valid responses

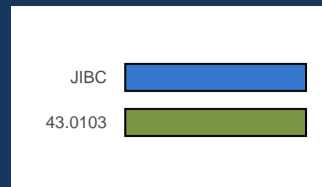
Gross Annual Income from Main Job:*	43.0103		JIBC	
Less than \$20,000	0	0%	0	0%
\$20,000 to \$39,999	~	~	~	~
\$40,000 to \$59,999	~	~	~	~
\$60,000 to \$79,999	5	36%	6	33%
\$80,000 to \$99,999	~	~	~	~
\$100,000 and Above	~	~	5	28%
Total	14	100%	18	100%
Median Annual Income (full-time) (\$)	66,509		70,666	
Average Annual Income (full-time) (\$)	78,259		81,123	

\*Where data provided



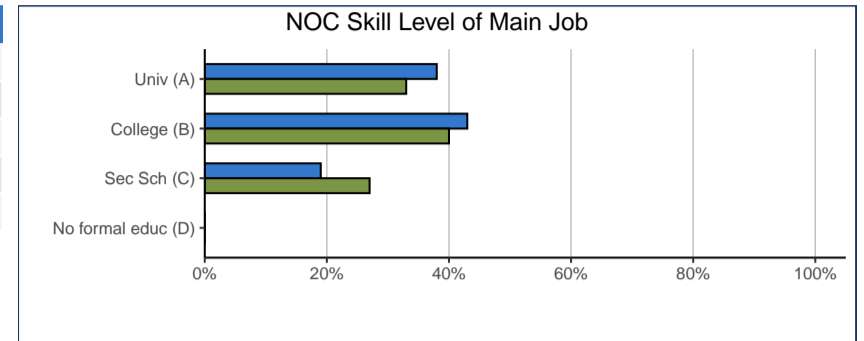
NOC Skill Type of Main Job:	43.0103		JIBC	
Business, finance & administration	3	20%	5	24%
Natural & applied sciences & related	1	7%	2	10%
Health	0	0%	0	0%
Education, law and social, community & government	8	53%	11	52%
Art, culture, recreation & sport	0	0%	0	0%
Sales & service	3	20%	3	14%
Trades, transport & equipment operators & related	0	0%	0	0%
Natural resources, agriculture & related production	0	0%	0	0%
Manufacturing & utilities	0	0%	0	0%
Total	15	100%	21	100%



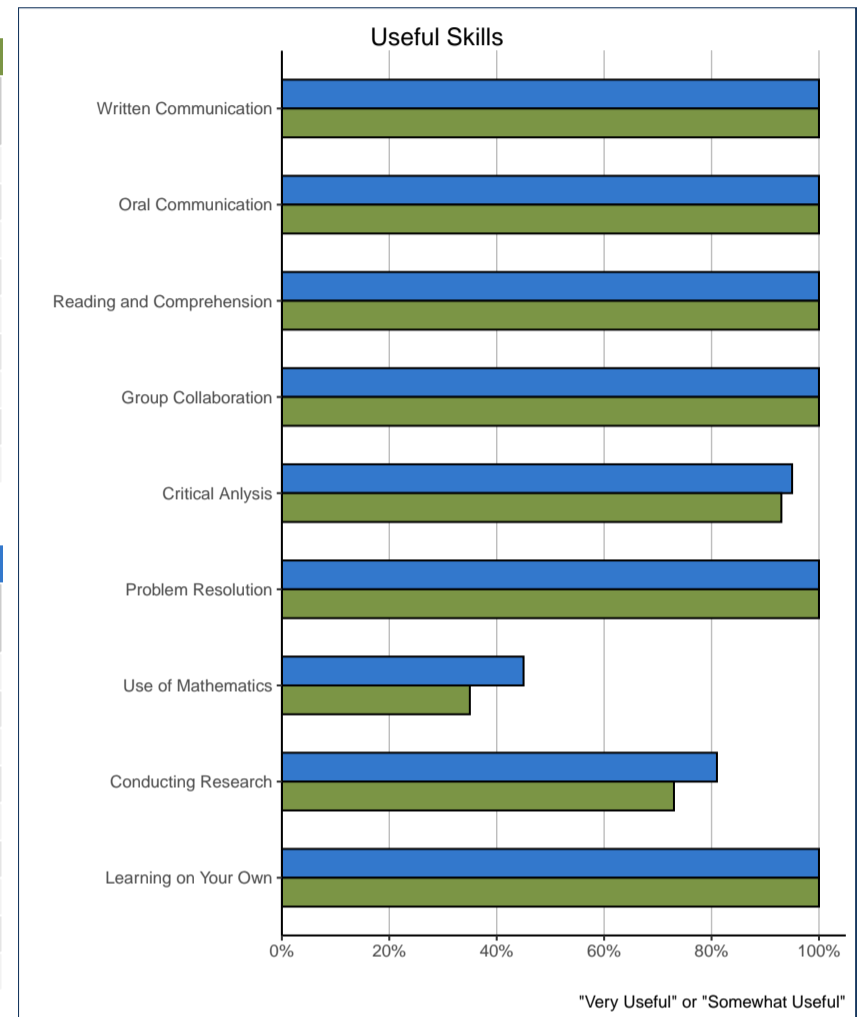


EMPLOYMENT, continued

NOC Skill Level of Main Job:	43.0103		JIBC	
A. University education	5	33%	8	38%
B. College education/trade apprenticeship	6	40%	9	43%
C. Secondary school + job-specific training	4	27%	4	19%
D. No formal education	0	0%	0	0%
Total	15	100%	21	100%



How useful are the following skills and abilities in doing your main job?	43.0103				# Resp.
	Very Useful	Somewhat Useful	Not Very Useful	Not at All Useful	
Written Communication	73%	27%	0%	0%	15
Oral Communication	73%	27%	0%	0%	15
Reading and Comprehension	73%	27%	0%	0%	15
Group Collaboration	67%	33%	0%	0%	15
Critical Analysis	73%	20%	0%	7%	15
Problem Resolution	93%	7%	0%	0%	15
Use of Mathematics	21%	14%	14%	50%	14
Conducting Research	33%	40%	13%	13%	15
Learning on Your Own	80%	20%	0%	0%	15



How useful are the following skills and abilities in doing your main job?	JIBC				# Resp.
	Very Useful	Somewhat Useful	Not Very Useful	Not at All Useful	
Written Communication	71%	29%	0%	0%	21
Oral Communication	81%	19%	0%	0%	21
Reading and Comprehension	76%	24%	0%	0%	21
Group Collaboration	71%	29%	0%	0%	21
Critical Analysis	81%	14%	0%	5%	21
Problem Resolution	95%	5%	0%	0%	21
Use of Mathematics	25%	20%	15%	40%	20
Conducting Research	52%	29%	10%	10%	21
Learning on Your Own	86%	14%	0%	0%	21

Top 10 Full-time Occupations of 43.0103 Graduates:			43.0103
NOC	NOC Skill Level	Description	% Employed FT in this Occ.**
*			
*			
*			
*			
*			
*			
*			
*			
*			
*			

\* Data not displayed where n < 5  
\*\* Percentages cited are of those employed

Top 10 Full-time Occupations of JIBC Graduates:			JIBC
NOC	NOC Skill Level	Description	% Employed FT in this Occ.**
*			
*			
*			
*			
*			
*			
*			
*			
*			
*			

\* Data not displayed where n < 5  
\*\* Percentages cited are of those employed

EDUCATION FINANCING

Funding Sources (3 sources allowed):*	43.0103		JIBC	
Personal savings, investments	6	35%	6	26%
Employment while studying	11	65%	16	70%
Family/Friends	8	47%	10	43%
Personal bank loans	3	18%	5	22%
Government student loans	5	29%	5	22%
Scholarships/Bursaries/Grants	3	18%	3	13%
Other	1	6%	3	13%
Total	17		23	

\* Percentage of respondents who identified this source

Financial Debt Incurred to Finance Bac. Ed.:*	43.0103		JIBC	
Incurred any form of financial debt	7	41%	12	52%
Incurred government-sponsored student loan debt	5	29%	6	26%

\* Percentage of respondents who provided data

Financial Debt Amount:*	43.0103		JIBC	
< \$1,000	0	0%	0	0%
\$1,000 to \$4,999	0	0%	0	0%
\$5,000 to \$9,999	2	29%	3	25%
\$10,000 to \$14,999	0	0%	0	0%
\$15,000 to \$19,999	0	0%	2	17%
\$20,000 to \$29,999	4	57%	6	50%
\$30,000 to \$39,999	1	14%	1	8%
\$40,000 or More	0	0%	0	0%
Total	7	100%	12	100%
Median Financial Debt (\$)	27,000		20,000	

\* Includes only cases where financial debt was incurred

Gov't-Sponsored Student Loan Debt Amount:*	43.0103		JIBC	
< \$1,000	0	0%	0	0%
\$1,000 to \$4,999	1	33%	1	25%
\$5,000 to \$9,999	1	33%	2	50%
\$10,000 to \$14,999	1	33%	1	25%
\$15,000 to \$19,999	0	0%	0	0%
\$20,000 to \$29,999	0	0%	0	0%
\$30,000 to \$39,999	0	0%	0	0%
\$40,000 or More	0	0%	0	0%
Total	3	100%	4	100%
Median Gov't-Sponsored Loan Debt (\$)	8,000		7,000	

\* Includes only cases where government-sponsored debt was incurred

Gov't-Sponsored Loan Debt Outstanding:*	43.0103		JIBC	
None – Loan repaid in full	2	40%	3	50%
< \$1,000	0	0%	0	0%
\$1,000 to \$4,999	0	0%	0	0%
\$5,000 to \$9,999	1	20%	1	17%
\$10,000 to \$14,999	1	20%	1	17%
\$15,000 to \$19,999	0	0%	0	0%
\$20,000 to \$29,999	1	20%	1	17%
\$30,000 to \$39,999	0	0%	0	0%
\$40,000 or More	0	0%	0	0%
Total	5	100%	6	100%
Median Gov't-Sponsored Loan Debt Outstanding** (\$)	12,000		12,000	

\* Includes only cases where government-sponsored debt was incurred, and valid "amount remaining" was provided

\*\* Median amounts shown are based on those who had remaining government student loan debt

