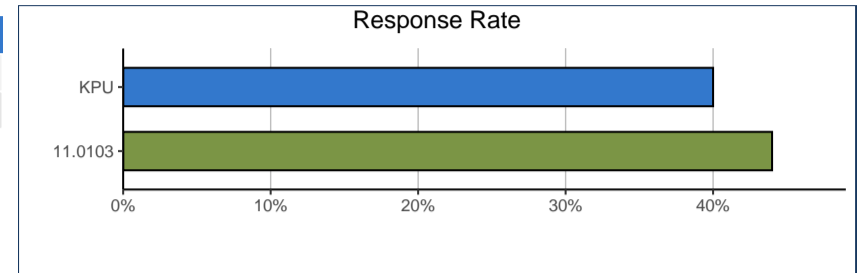


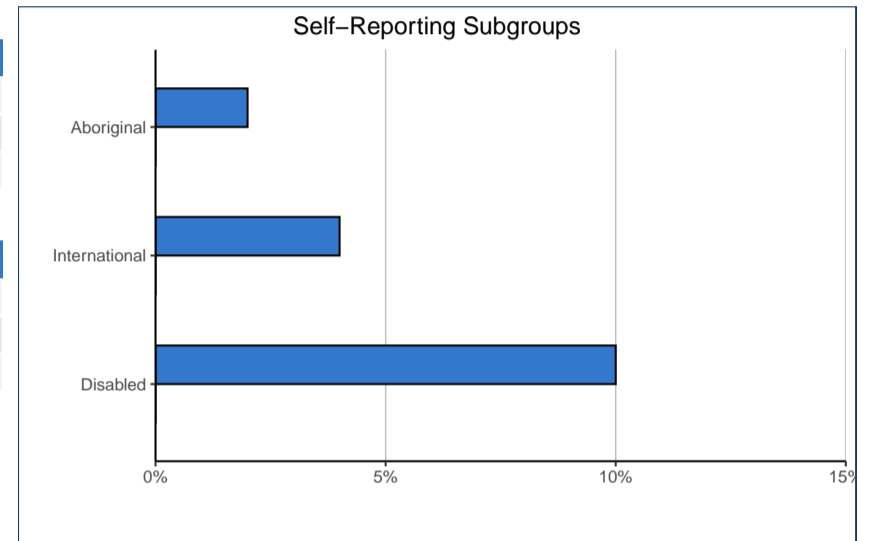
RESPONSE RATE

Survey Response Rate:	11.0103		KPU	
Baccalaureate Graduates Survey Cohort	48	100%	1,114	100%
Survey Respondents and Response Rate	21	44%	451	40%



DEMOGRAPHIC INFORMATION

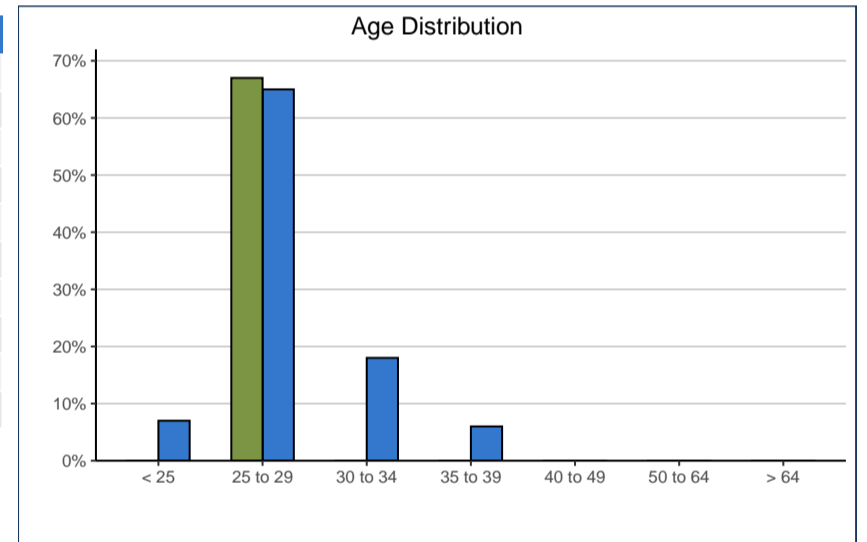
Self-Reporting Subgroups:	11.0103		KPU	
Disabled	0	0%	45	10%
International	~	~	19	4%
Aboriginal	0	0%	9	2%



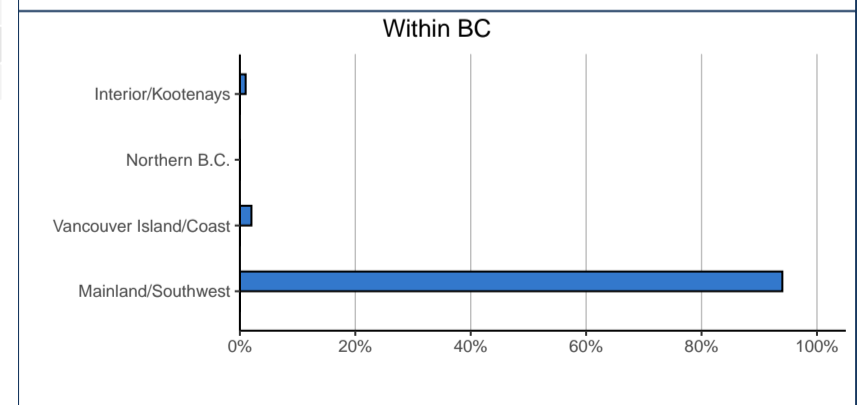
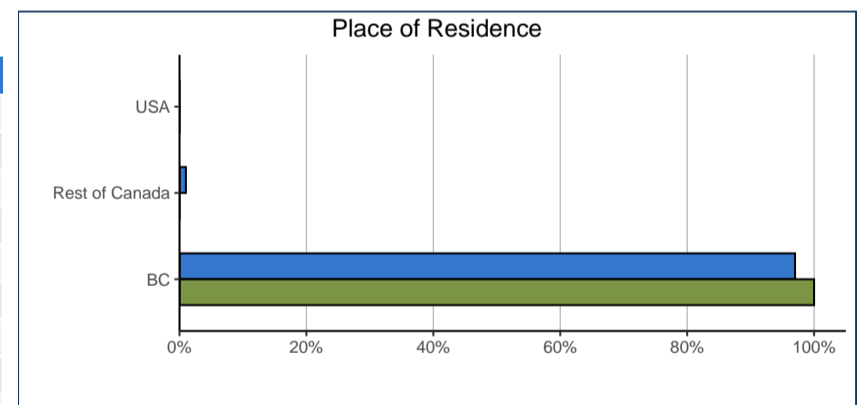
Gender:*	11.0103		KPU	
Male	21	100%	161	36%
Female	0	0%	290	64%
Total	21	100%	451	100%

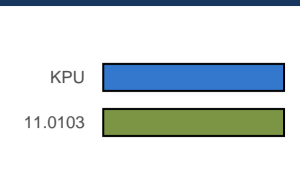
*Due to zero or low counts, institution-reported "Non-binary" demographic data are not included.

Age (at time of survey):	11.0103		KPU	
< 25	~	~	33	7%
25 to 29	14	67%	291	65%
30 to 34	~	~	83	18%
35 to 39	~	~	27	6%
40 to 49	0	0%	~	~
50 to 64	0	0%	~	~
> 64	0	0%	0	0%
Total	21	100%	451	100%
Median Age	27		27	
Average (mean) Age	28		29	



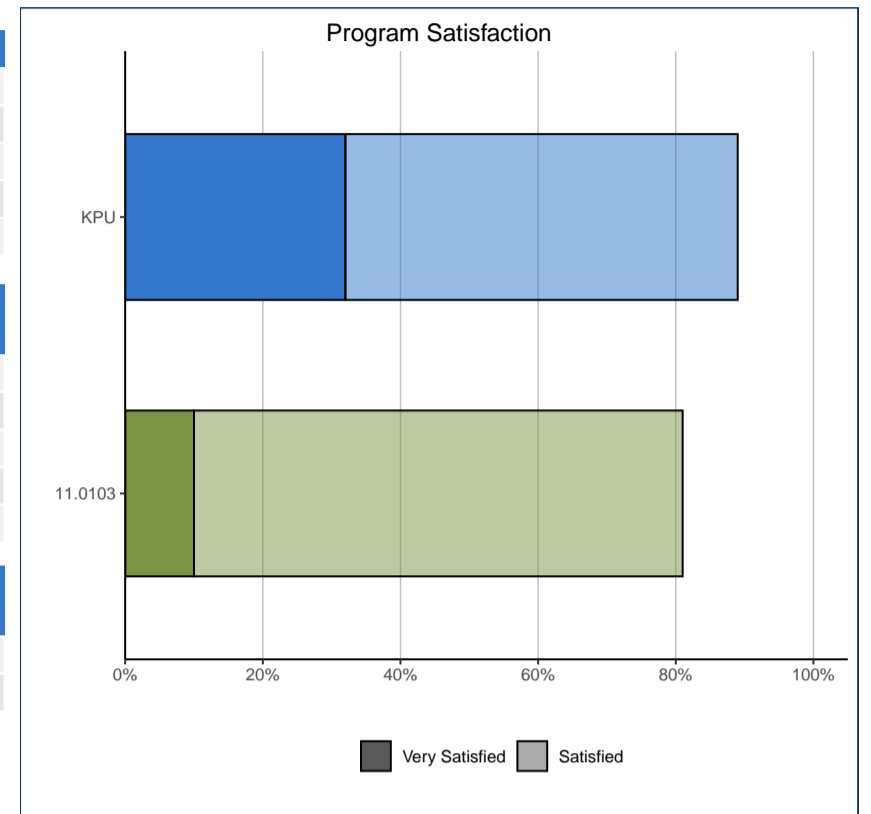
Place of Residence (at time of survey):	11.0103		KPU	
BC – Mainland/Southwest	~	~	380	94%
BC – Vancouver Island/Coast	~	~	8	2%
BC – Northern B.C.	0	0%	0	0%
BC – Interior/Kootenays	0	0%	5	1%
BC Subtotal	20	100%	393	97%
Canada – Alberta	0	0%	6	1%
Canada – Ontario	0	0%	~	~
Canada – Other	0	0%	~	~
U.S.A.	0	0%	~	~
Non-BC Subtotal	0	0%	11	3%
Total	20	100%	404	100%





EDUCATION EVALUATION AND SKILL DEVELOPMENT

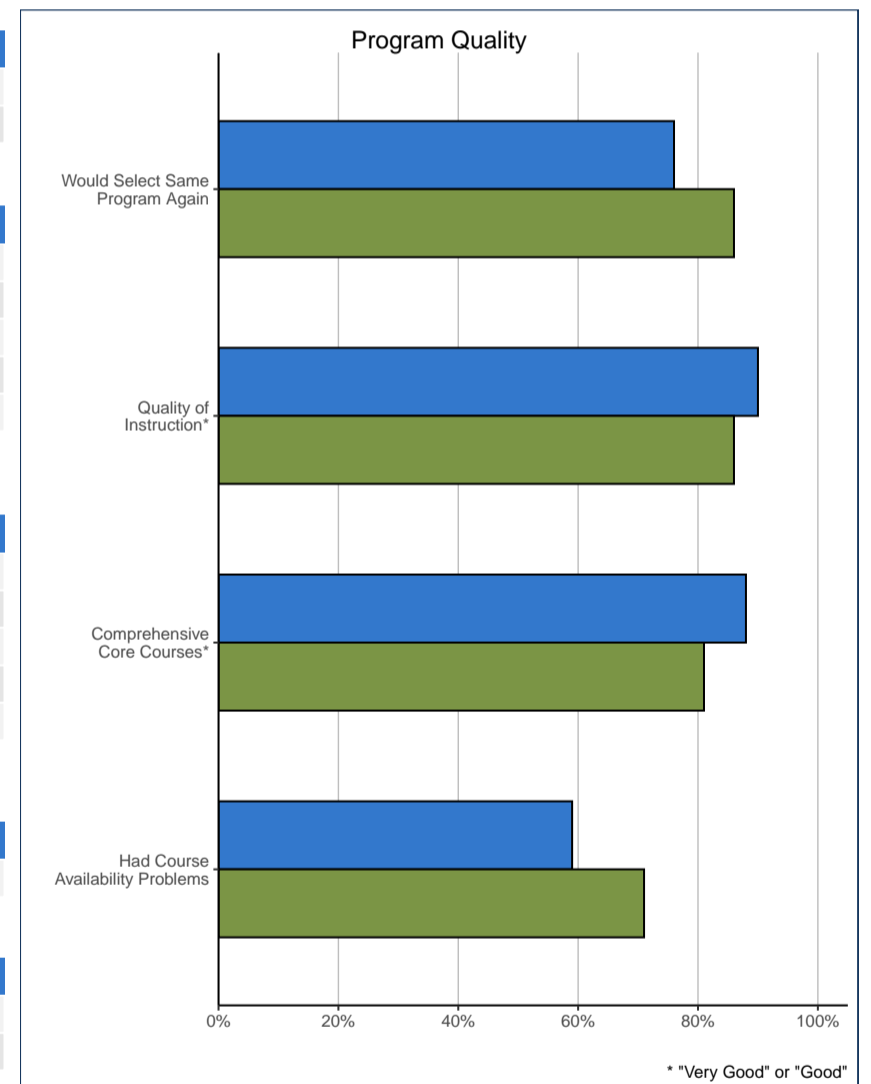
Program Satisfaction:	11.0103		KPU	
Very Satisfied	2	10%	142	32%
Satisfied	15	71%	252	57%
Dissatisfied	3	14%	33	7%
Very Dissatisfied	1	5%	14	3%
Total	21	100%	441	100%



Usefulness of Knowledge, Skills, and Abilities Acquired during Program in Work:	11.0103		KPU	
Very Useful	7	37%	185	45%
Somewhat Useful	9	47%	172	42%
Not Very Useful	1	5%	32	8%
Not at All Useful	2	11%	19	5%
Total	19	100%	408	100%

Took upgrading, access, bridging, or other preparatory courses during or prior to studies:	11.0103		KPU	
Yes	4	20%	53	12%
No	16	80%	382	88%

Would select the same program again:	11.0103		KPU	
Yes	18	86%	302	76%
No	3	14%	96	24%

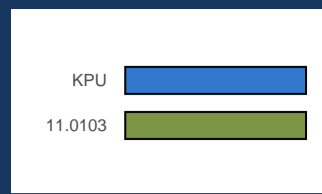


Quality of Instruction:	11.0103		KPU	
Very Good	2	10%	152	34%
Good	16	76%	249	56%
Poor	3	14%	35	8%
Very Poor	0	0%	6	1%
Total	21	100%	442	100%

Comprehensiveness of Core Courses:	11.0103		KPU	
Very Good	0	0%	139	32%
Good	17	81%	245	56%
Poor	4	19%	49	11%
Very Poor	0	0%	5	1%
Total	21	100%	438	100%

Course Availability:	11.0103		KPU	
Encountered course availability problems	15	71%	261	59%

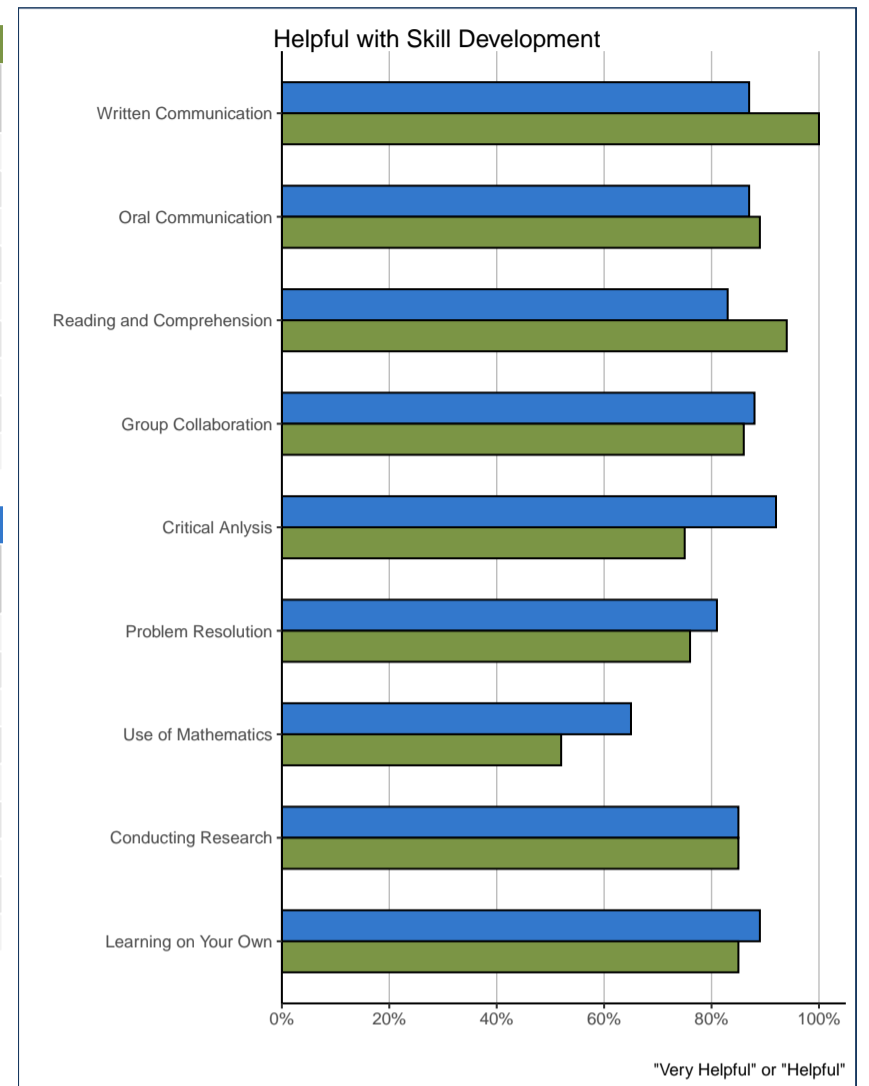
Financial Constraints:	11.0103		KPU	
Had to interrupt studies for financial reasons	2	10%	64	15%
Had to take program part-time for financial reasons	5	24%	137	31%



SKILL DEVELOPMENT

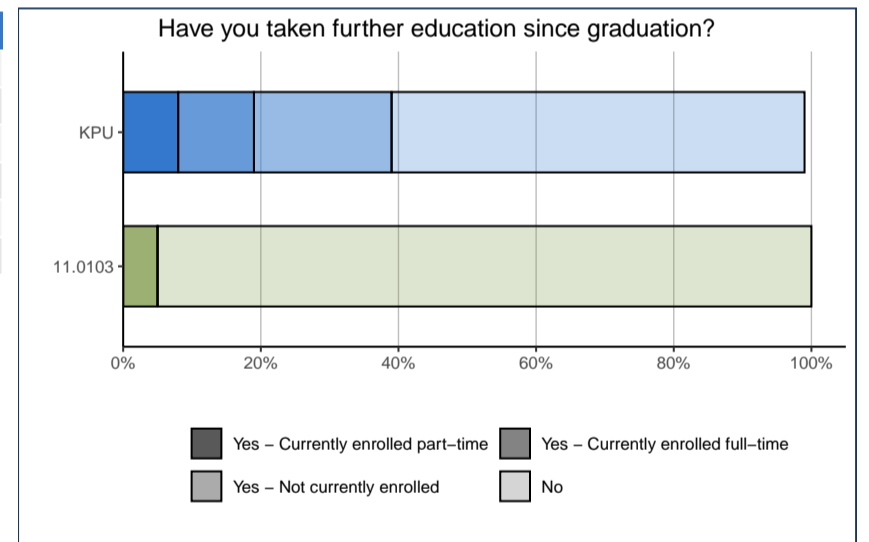
	11.0103				
Skill Development: How helpful was institution?	Very Helpful	Helpful	Not Very Helpful	Not at All Helpful	# Resp.
Written Communication	22%	78%	0%	0%	18
Oral Communication	28%	61%	11%	0%	18
Reading and Comprehension	33%	61%	6%	0%	18
Group Collaboration	38%	48%	14%	0%	21
Critical Analysis	35%	40%	25%	0%	20
Problem Resolution	19%	57%	24%	0%	21
Use of Mathematics	5%	47%	42%	5%	19
Conducting Research	20%	65%	15%	0%	20
Learning on Your Own	53%	32%	16%	0%	19

	KPU				
Skill Development: How helpful was institution?	Very Helpful	Helpful	Not Very Helpful	Not at All Helpful	# Resp.
Written Communication	31%	56%	11%	2%	429
Oral Communication	30%	57%	13%	1%	432
Reading and Comprehension	27%	56%	15%	1%	434
Group Collaboration	36%	52%	10%	2%	442
Critical Analysis	42%	50%	7%	1%	443
Problem Resolution	28%	53%	16%	3%	433
Use of Mathematics	17%	48%	27%	8%	329
Conducting Research	35%	50%	14%	2%	427
Learning on Your Own	41%	48%	9%	3%	437

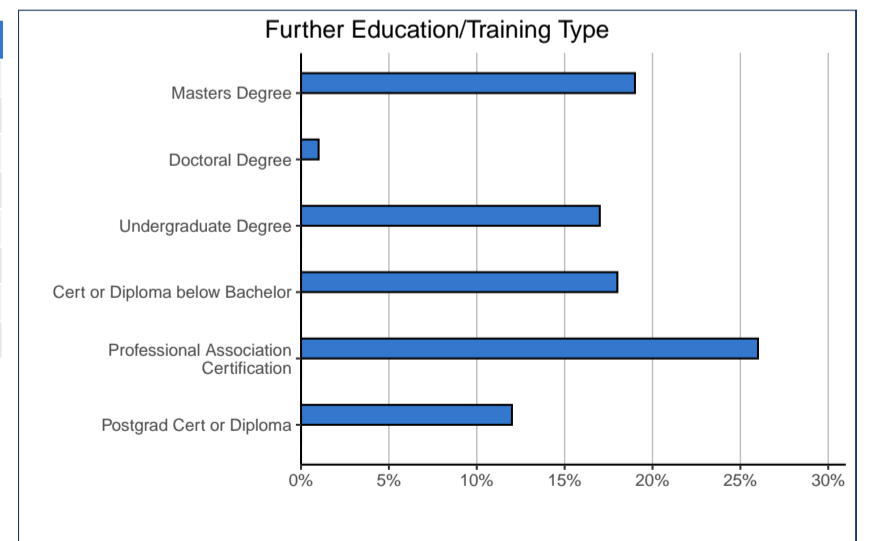


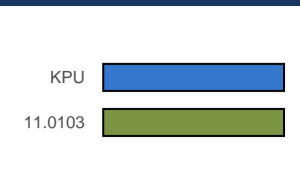
FURTHER EDUCATION

Took further education since 2020 graduation:	11.0103		KPU	
Yes	1	5%	177	40%
Not currently enrolled	0	0%	90	20%
Currently enrolled full-time	1	5%	49	11%
Currently enrolled part-time	0	0%	36	8%
No	20	95%	270	60%
Total	21	100%	447	100%



Type of Formal Post-Secondary Education:	11.0103		KPU	
Masters Degree	0	0%	33	19%
Doctoral Degree	0	0%	1	1%
Another Undergraduate Degree	0	0%	29	17%
Certificate or Diploma below Bachelor level	0	0%	30	18%
Professional Association Certification	0	0%	45	26%
Postgraduate Certificate or Diploma	0	0%	21	12%
Other	1	100%	11	6%
Total	1	100%	170	100%





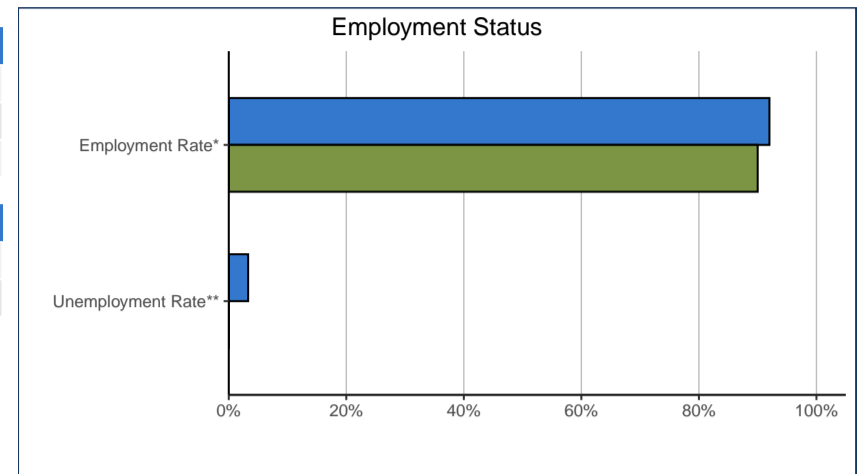
EMPLOYMENT

Labour Force Status:	11.0103		KPU	
In Labour Force (working or seeking work)	19	95%	427	95%
Not in Labour Force	1	5%	21	5%
Total	20	100%	448	100%

Employment:	11.0103		KPU	
Employment Rate*	19	90%	413	92%
Unemployment Rate**	0	0.0%	14	3.3%

*Percent = Total employed divided by total number of respondents

**Percent = Total unemployed divided by total number in Labour Force



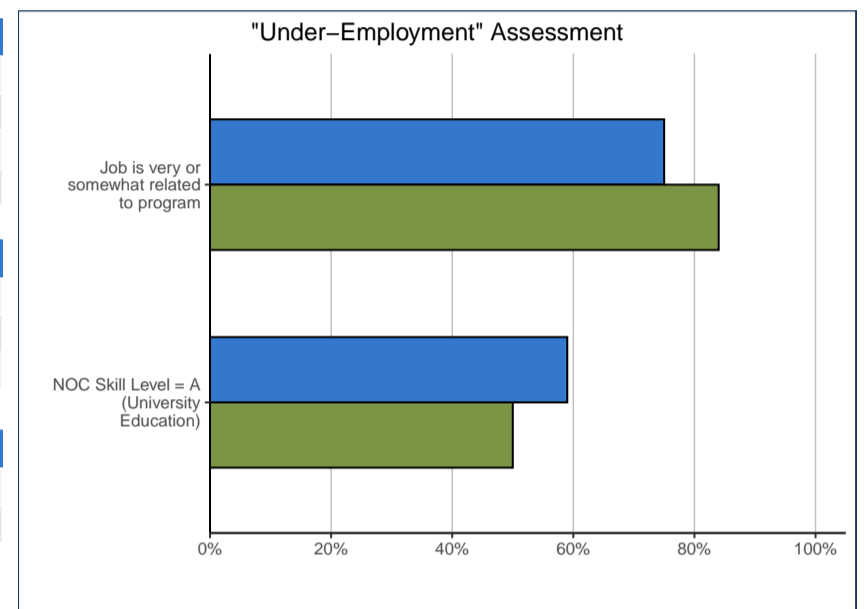
Status of Graduates NOT in Labour Force:	11.0103		KPU	
Attending School FT	1	100%	11	52%
Attending School PT	0	0%	0	0%
Other	0	0%	10	48%
Total NOT in Labour Force	1	100%	21	100%

Primary Employment Type:	11.0103		KPU	
Paid worker	17	89%	383	93%
Self-employed	2	11%	30	7%
Total	19	100%	413	100%

Job Characteristics:	11.0103		KPU	
I hold more than one job*	0	0%	71	17%
My main job is full-time (>= 30 hours per week)**	18	100%	349	91%

*Of total Employed

**Of those who provided data on hours/week worked



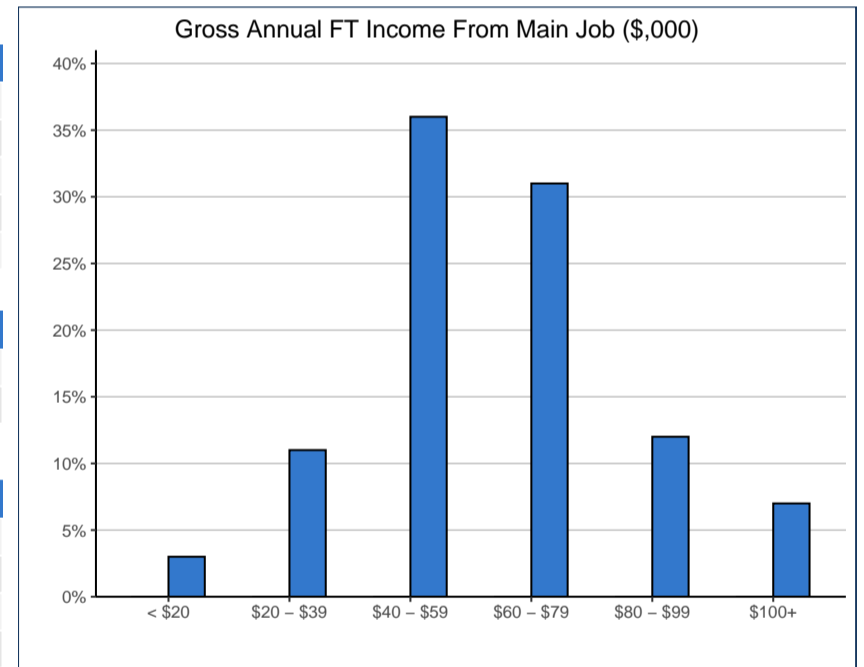
How related is your main job to your program?	11.0103		KPU	
Very Related	11	58%	191	46%
Somewhat Related	5	26%	116	28%
Not Very Related	0	0%	49	12%
Not at All Related	3	16%	55	13%
Total	19	100%	411	100%

"Under-employment" Assessment:	11.0103		KPU	
Job is very or somewhat related to program	16	84%	307	75%
NOC Skill Level = A (University Education)*	9	50%	225	59%

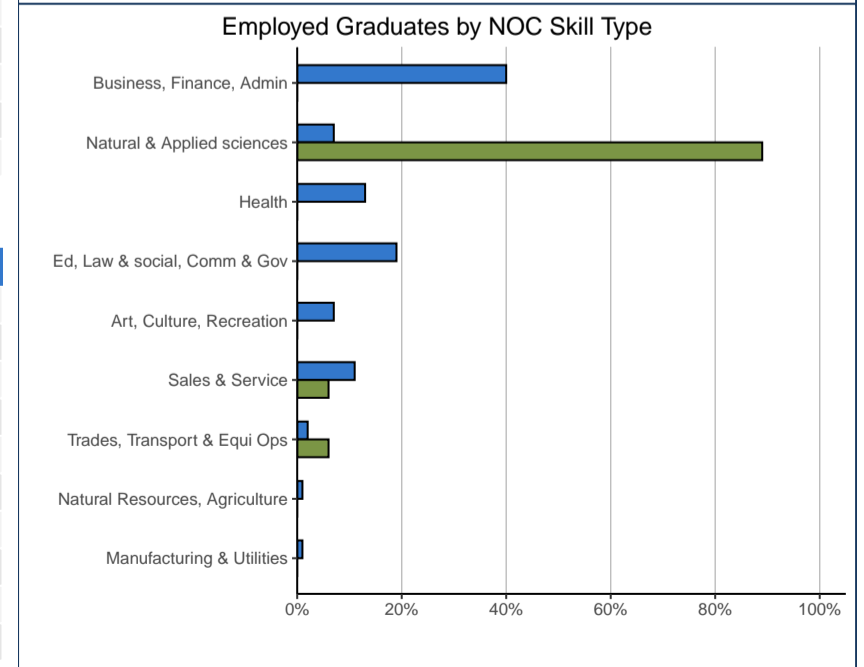
*Of total valid responses

Gross Annual Income from Main Job:*	11.0103		KPU	
Less than \$20,000	0	0%	8	3%
\$20,000 to \$39,999	~	~	31	11%
\$40,000 to \$59,999	~	~	103	36%
\$60,000 to \$79,999	~	~	87	31%
\$80,000 to \$99,999	0	0%	34	12%
\$100,000 and Above	~	~	21	7%
Total	12	100%	284	100%
Median Annual Income (full-time) (\$)	56,117		60,339	
Average Annual Income (full-time) (\$)	62,045		65,844	

*Where data provided

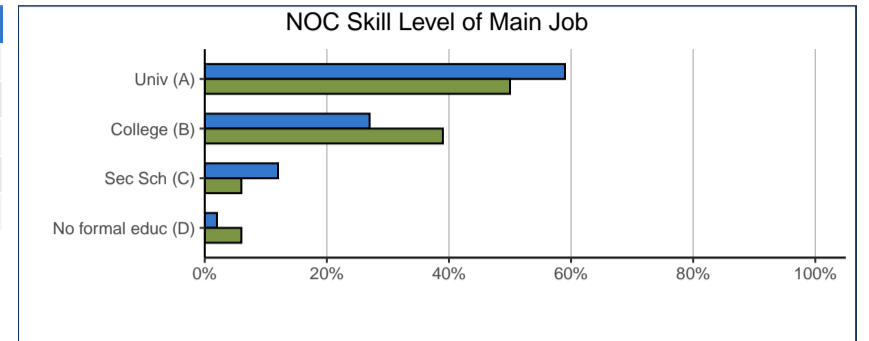


NOC Skill Type of Main Job:	11.0103		KPU	
Business, finance & administration	0	0%	151	40%
Natural & applied sciences & related	16	89%	28	7%
Health	0	0%	50	13%
Education, law and social, community & government	0	0%	71	19%
Art, culture, recreation & sport	0	0%	27	7%
Sales & service	1	6%	41	11%
Trades, transport & equipment operators & related	1	6%	8	2%
Natural resources, agriculture & related production	0	0%	2	1%
Manufacturing & utilities	0	0%	3	1%
Total	18	100%	381	100%

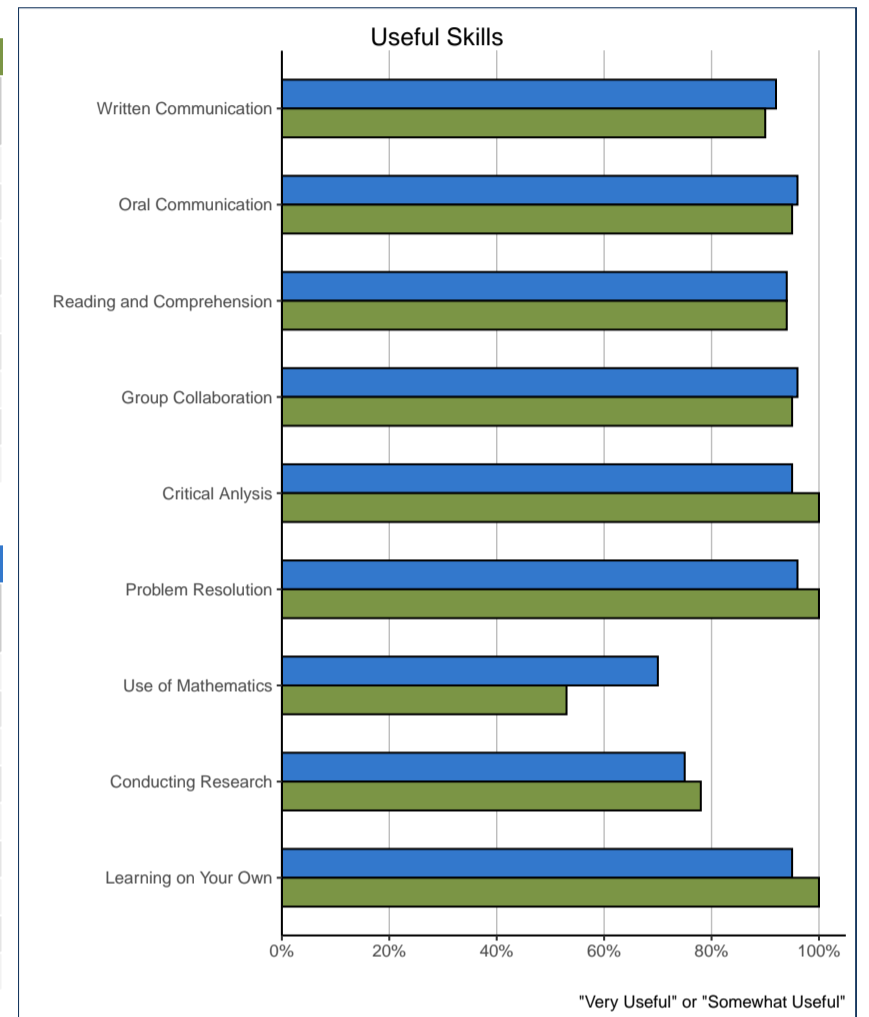


EMPLOYMENT, continued

NOC Skill Level of Main Job:	11.0103		KPU	
	Count	Percentage	Count	Percentage
A. University education	9	50%	225	59%
B. College education/trade apprenticeship	7	39%	104	27%
C. Secondary school + job-specific training	1	6%	44	12%
D. No formal education	1	6%	8	2%
Total	18	100%	381	100%



How useful are the following skills and abilities in doing your main job?	11.0103				# Resp.
	Very Useful	Somewhat Useful	Not Very Useful	Not at All Useful	
Written Communication	74%	16%	5%	5%	19
Oral Communication	79%	16%	5%	0%	19
Reading and Comprehension	83%	11%	6%	0%	18
Group Collaboration	74%	21%	5%	0%	19
Critical Analysis	84%	16%	0%	0%	19
Problem Resolution	89%	11%	0%	0%	19
Use of Mathematics	16%	37%	42%	5%	19
Conducting Research	39%	39%	11%	11%	18
Learning on Your Own	83%	17%	0%	0%	18



How useful are the following skills and abilities in doing your main job?	KPU				# Resp.
	Very Useful	Somewhat Useful	Not Very Useful	Not at All Useful	
Written Communication	72%	20%	5%	3%	409
Oral Communication	75%	21%	3%	1%	407
Reading and Comprehension	74%	20%	4%	2%	406
Group Collaboration	74%	22%	3%	1%	408
Critical Analysis	73%	22%	4%	2%	408
Problem Resolution	74%	22%	3%	1%	409
Use of Mathematics	35%	35%	18%	12%	399
Conducting Research	42%	33%	15%	10%	401
Learning on Your Own	70%	25%	3%	2%	405

Top 10 Full-time Occupations of 11.0103 Graduates:			11.0103
NOC	NOC Skill Level	Description	% Employed FT in this Occ.**
2171	A	Information systems analysts and consultants	26%
2282	B	User support technicians	26%
*			
*			
*			
*			
*			
*			
*			
*			

* Data not displayed where n < 5
** Percentages cited are of those employed

Top 10 Full-time Occupations of KPU Graduates:			KPU
NOC	NOC Skill Level	Description	% Employed FT in this Occ.**
1111	A	Financial auditors and accountants	11%
3012	A	Registered nurses and registered psychiatric nurses	9%
XXXX	O	Unclassified occupations	5%
1121	A	Human resources professionals	5%
1123	A	Professional occupations in advertising, marketing and public relations	4%
4032	A	Elementary school and kindergarten teachers	3%
4212	B	Social and community service workers	3%
1228	B	Employment insurance, immigration, border services and revenue officers	2%
1431	C	Accounting and related clerks	2%
2171	A	Information systems analysts and consultants	2%

* Data not displayed where n < 5
** Percentages cited are of those employed

EDUCATION FINANCING

Funding Sources (3 sources allowed):*	11.0103		KPU	
Personal savings, investments	5	25%	130	30%
Employment while studying	13	65%	269	62%
Family/Friends	9	45%	227	52%
Personal bank loans	0	0%	19	4%
Government student loans	6	30%	141	32%
Scholarships/Bursaries/Grants	2	10%	101	23%
Other	4	20%	72	17%
Total	20		436	

* Percentage of respondents who identified this source

Financial Debt Incurred to Finance Bac. Ed.:*	11.0103		KPU	
Incurred any form of financial debt	7	33%	187	42%
Incurred government-sponsored student loan debt	7	33%	159	35%

* Percentage of respondents who provided data

Financial Debt Amount:*	11.0103		KPU	
< \$1,000	0	0%	0	0%
\$1,000 to \$4,999	0	0%	5	4%
\$5,000 to \$9,999	1	50%	19	14%
\$10,000 to \$14,999	0	0%	17	12%
\$15,000 to \$19,999	0	0%	7	5%
\$20,000 to \$29,999	0	0%	28	20%
\$30,000 to \$39,999	1	50%	27	19%
\$40,000 or More	0	0%	37	26%
Total	2	100%	140	100%
Median Financial Debt (\$)	23,251		25,000	

* Includes only cases where financial debt was incurred

Gov't-Sponsored Student Loan Debt Amount:*	11.0103		KPU	
< \$1,000	0	0%	0	0%
\$1,000 to \$4,999	0	0%	5	5%
\$5,000 to \$9,999	1	33%	13	14%
\$10,000 to \$14,999	0	0%	9	10%
\$15,000 to \$19,999	0	0%	6	6%
\$20,000 to \$29,999	0	0%	24	26%
\$30,000 to \$39,999	1	33%	18	19%
\$40,000 or More	1	33%	19	20%
Total	3	100%	94	100%
Median Gov't-Sponsored Loan Debt (\$)	37,501		24,000	

* Includes only cases where government-sponsored debt was incurred

Gov't-Sponsored Loan Debt Outstanding:*	11.0103		KPU	
None – Loan repaid in full	3	75%	44	37%
< \$1,000	0	0%	0	0%
\$1,000 to \$4,999	1	25%	8	7%
\$5,000 to \$9,999	0	0%	14	12%
\$10,000 to \$14,999	0	0%	6	5%
\$15,000 to \$19,999	0	0%	10	8%
\$20,000 to \$29,999	0	0%	11	9%
\$30,000 to \$39,999	0	0%	10	8%
\$40,000 or More	0	0%	16	13%
Total	4	100%	119	100%
Median Gov't-Sponsored Loan Debt Outstanding** (\$)	3,000		19,000	

* Includes only cases where government-sponsored debt was incurred, and valid "amount remaining" was provided

** Median amounts shown are based on those who had remaining government student loan debt

