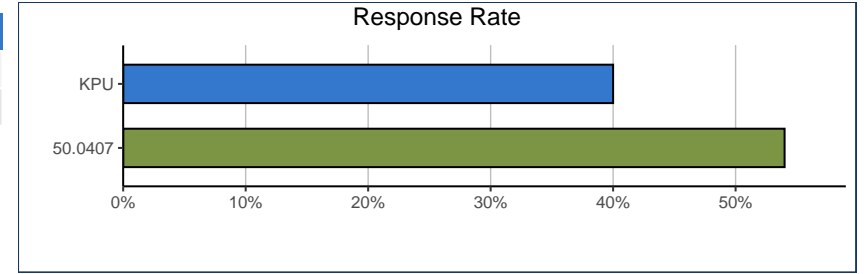


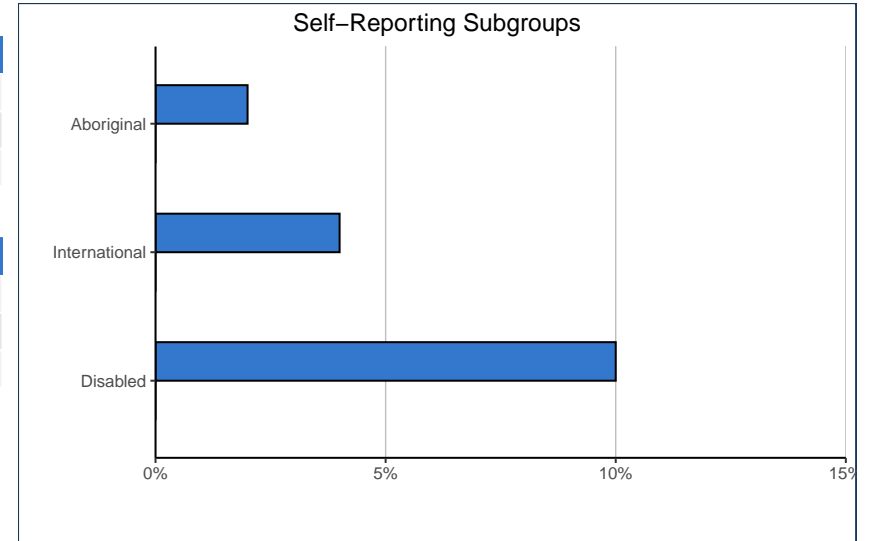
**RESPONSE RATE**

Survey Response Rate:	50.0407		KPU	
Baccalaureate Graduates Survey Cohort	24	100%	1,114	100%
Survey Respondents and Response Rate	13	54%	451	40%



**DEMOGRAPHIC INFORMATION**

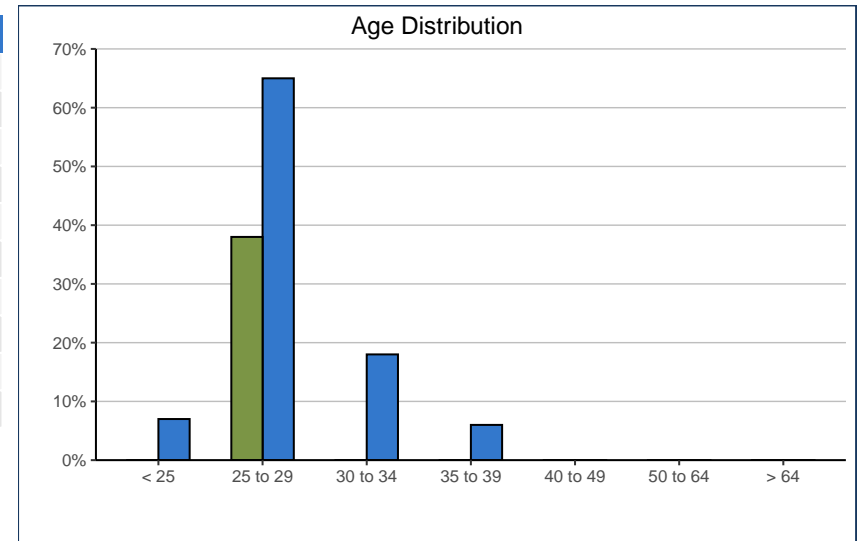
Self-Reporting Subgroups:	50.0407		KPU	
Disabled	~	~	45	10%
International	~	~	19	4%
Aboriginal	0	0%	9	2%



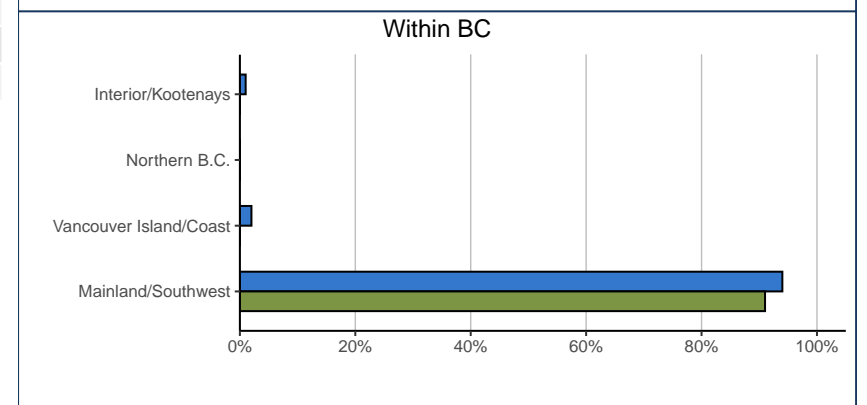
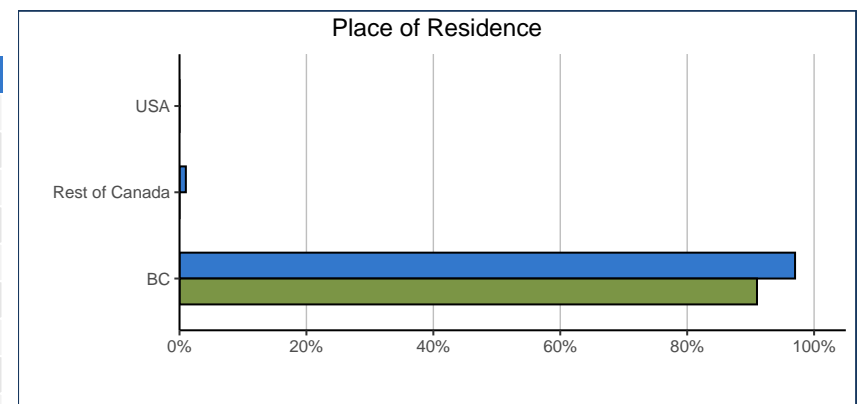
Gender:*	50.0407		KPU	
Male	~	~	161	36%
Female	~	~	290	64%
Total	13	100%	451	100%

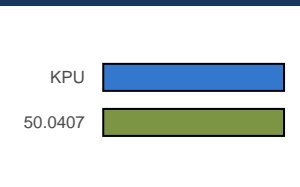
\*Due to zero or low counts, institution-reported "Non-binary" demographic data are not included.

Age (at time of survey):	50.0407		KPU	
< 25	~	~	33	7%
25 to 29	5	38%	291	65%
30 to 34	~	~	83	18%
35 to 39	0	0%	27	6%
40 to 49	~	~	~	~
50 to 64	0	0%	~	~
> 64	0	0%	0	0%
Total	13	100%	451	100%
Median Age	29		27	
Average (mean) Age	29		29	



Place of Residence (at time of survey):	50.0407		KPU	
BC – Mainland/Southwest	10	91%	380	94%
BC – Vancouver Island/Coast	0	0%	8	2%
BC – Northern B.C.	0	0%	0	0%
BC – Interior/Kootenays	0	0%	5	1%
BC Subtotal	10	91%	393	97%
Canada – Alberta	~	~	6	1%
Canada – Ontario	0	0%	~	~
Canada – Other	0	0%	~	~
U.S.A.	0	0%	~	~
Non-BC Subtotal	~	~	11	3%
Total	~	~	404	100%



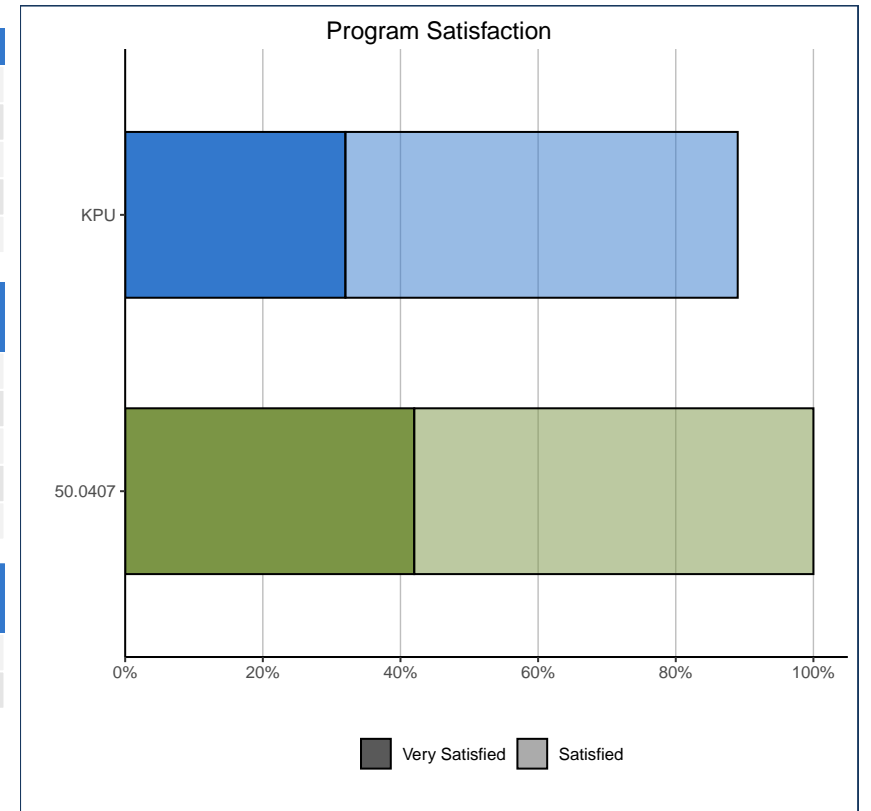


EDUCATION EVALUATION AND SKILL DEVELOPMENT

Program Satisfaction:	50.0407		KPU	
Very Satisfied	5	42%	142	32%
Satisfied	7	58%	252	57%
Dissatisfied	0	0%	33	7%
Very Dissatisfied	0	0%	14	3%
Total	12	100%	441	100%

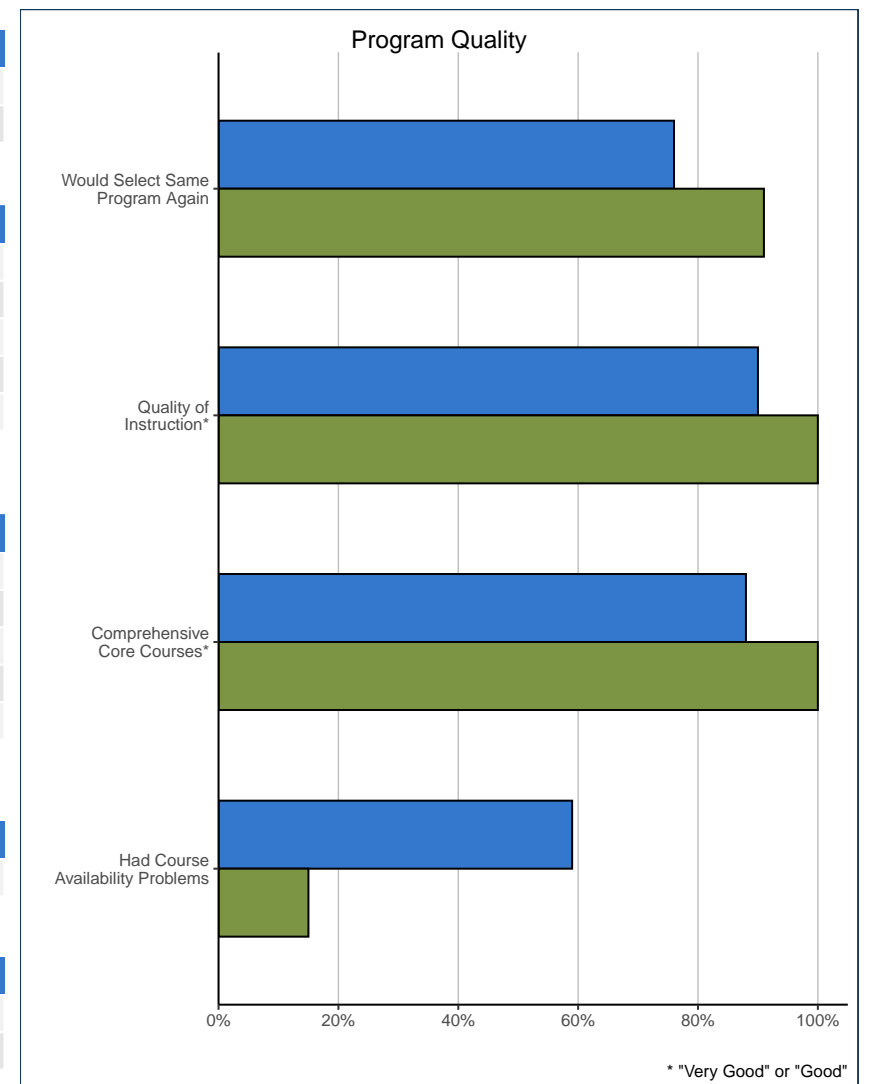
Usefulness of Knowledge, Skills, and Abilities Acquired during Program in Work:	50.0407		KPU	
Very Useful	6	50%	185	45%
Somewhat Useful	6	50%	172	42%
Not Very Useful	0	0%	32	8%
Not at All Useful	0	0%	19	5%
Total	12	100%	408	100%

Took upgrading, access, bridging, or other preparatory courses during or prior to studies:	50.0407		KPU	
Yes	2	17%	53	12%
No	10	83%	382	88%



Would select the same program again:	50.0407		KPU	
Yes	10	91%	302	76%
No	1	9%	96	24%

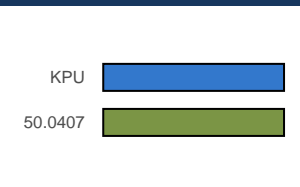
Quality of Instruction:	50.0407		KPU	
Very Good	6	50%	152	34%
Good	6	50%	249	56%
Poor	0	0%	35	8%
Very Poor	0	0%	6	1%
Total	12	100%	442	100%



Comprehensiveness of Core Courses:	50.0407		KPU	
Very Good	3	25%	139	32%
Good	9	75%	245	56%
Poor	0	0%	49	11%
Very Poor	0	0%	5	1%
Total	12	100%	438	100%

Course Availability:	50.0407		KPU	
Encountered course availability problems	2	15%	261	59%

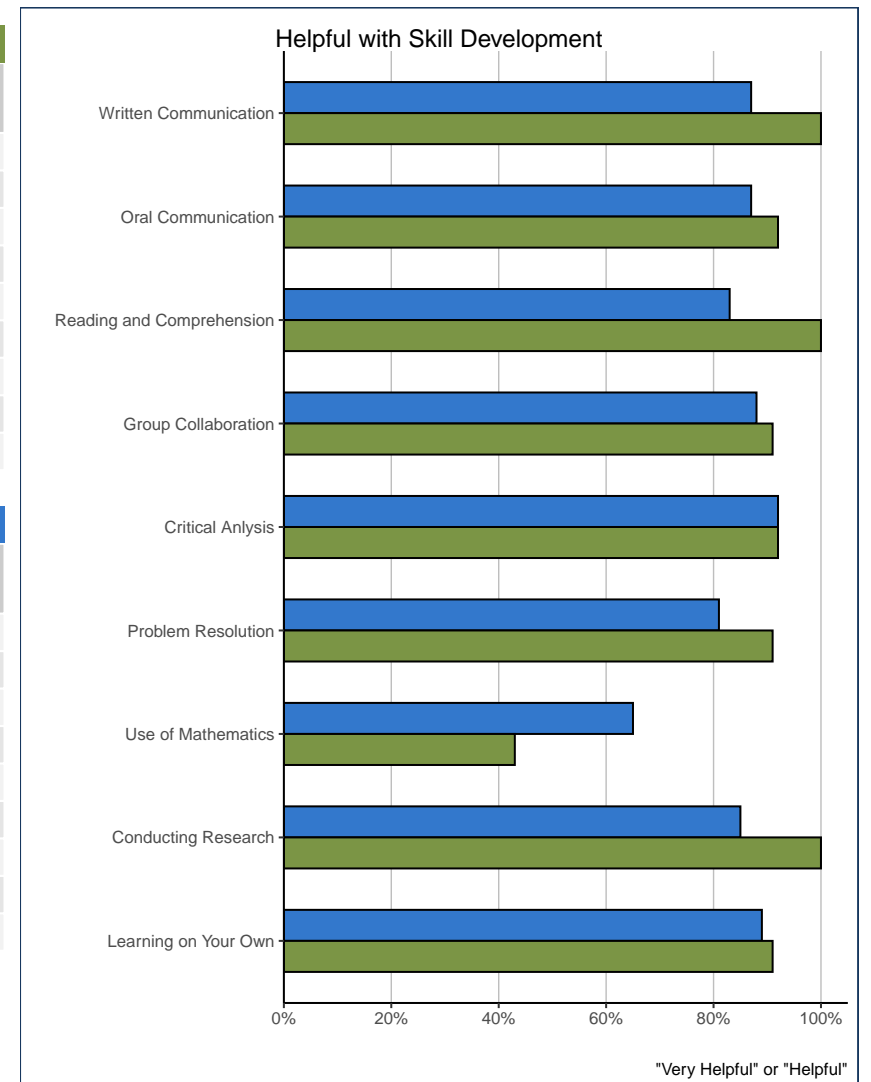
Financial Constraints:	50.0407		KPU	
Had to interrupt studies for financial reasons	2	17%	64	15%
Had to take program part-time for financial reasons	2	17%	137	31%



SKILL DEVELOPMENT

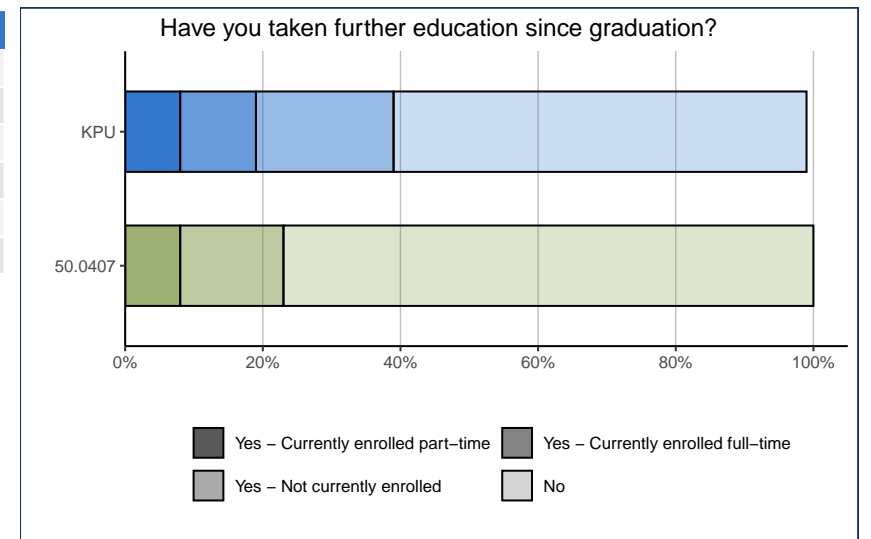
	50.0407				
Skill Development: How helpful was institution?	Very Helpful	Helpful	Not Very Helpful	Not at All Helpful	# Resp.
Written Communication	9%	91%	0%	0%	11
Oral Communication	17%	75%	8%	0%	12
Reading and Comprehension	10%	90%	0%	0%	10
Group Collaboration	33%	58%	0%	8%	12
Critical Analysis	42%	50%	8%	0%	12
Problem Resolution	33%	58%	8%	0%	12
Use of Mathematics	14%	29%	57%	0%	7
Conducting Research	33%	67%	0%	0%	12
Learning on Your Own	33%	58%	8%	0%	12

	KPU				
Skill Development: How helpful was institution?	Very Helpful	Helpful	Not Very Helpful	Not at All Helpful	# Resp.
Written Communication	31%	56%	11%	2%	429
Oral Communication	30%	57%	13%	1%	432
Reading and Comprehension	27%	56%	15%	1%	434
Group Collaboration	36%	52%	10%	2%	442
Critical Analysis	42%	50%	7%	1%	443
Problem Resolution	28%	53%	16%	3%	433
Use of Mathematics	17%	48%	27%	8%	329
Conducting Research	35%	50%	14%	2%	427
Learning on Your Own	41%	48%	9%	3%	437

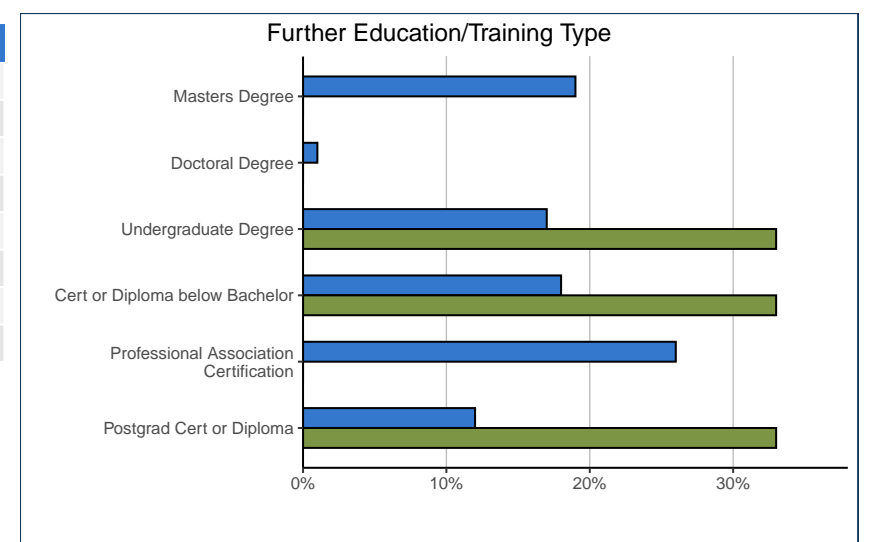


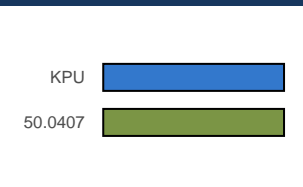
FURTHER EDUCATION

Took further education since 2020 graduation:	50.0407		KPU	
Yes	3	23%	177	40%
Not currently enrolled	2	15%	90	20%
Currently enrolled full-time	1	8%	49	11%
Currently enrolled part-time	0	0%	36	8%
No	10	77%	270	60%
Total	13	100%	447	100%



Type of Formal Post-Secondary Education:	50.0407		KPU	
Masters Degree	0	0%	33	19%
Doctoral Degree	0	0%	1	1%
Another Undergraduate Degree	1	33%	29	17%
Certificate or Diploma below Bachelor level	1	33%	30	18%
Professional Association Certification	0	0%	45	26%
Postgraduate Certificate or Diploma	1	33%	21	12%
Other	0	0%	11	6%
Total	3	100%	170	100%





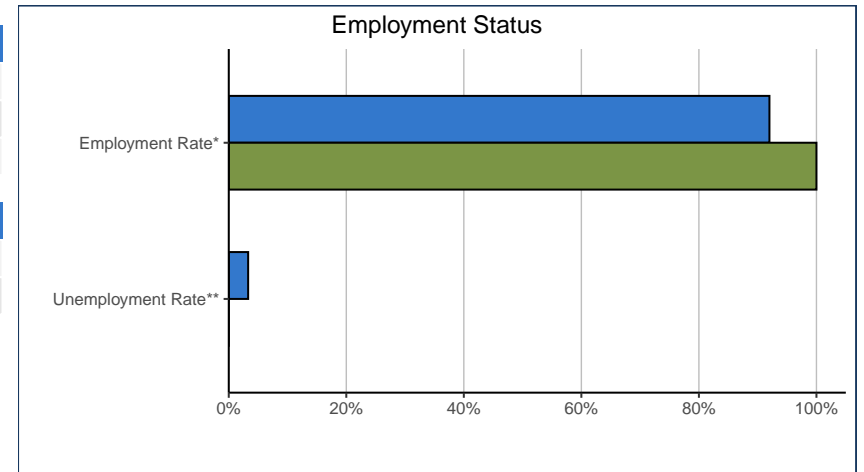
EMPLOYMENT

Labour Force Status:	50.0407		KPU	
In Labour Force (working or seeking work)	13	100%	427	95%
Not in Labour Force	0	0%	21	5%
Total	13	100%	448	100%

Employment:	50.0407		KPU	
Employment Rate*	13	100%	413	92%
Unemployment Rate**	0	0.0%	14	3.3%

\*Percent = Total employed divided by total number of respondents

\*\*Percent = Total unemployed divided by total number in Labour Force



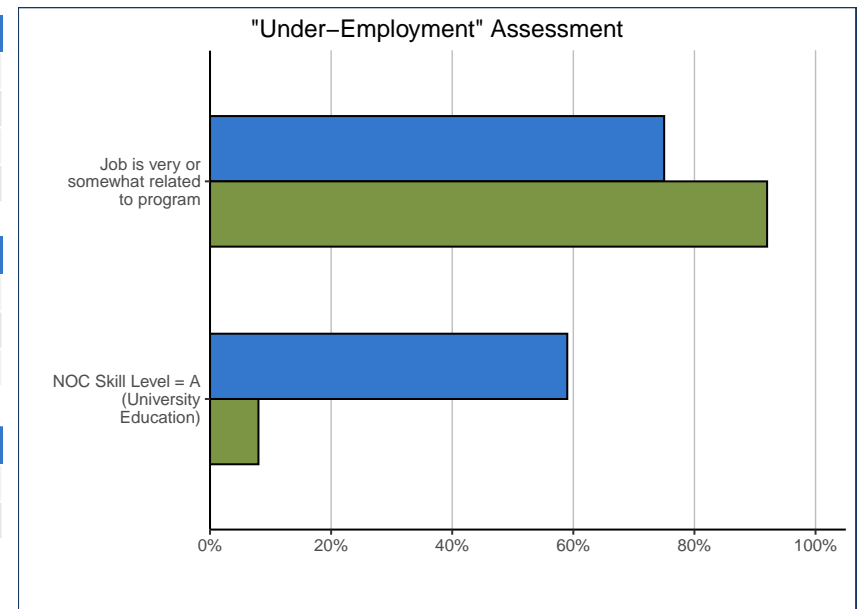
Status of Graduates NOT in Labour Force:	50.0407		KPU	
Attending School FT	0	0%	11	52%
Attending School PT	0	0%	0	0%
Other	0	0%	10	48%
Total NOT in Labour Force	0	0%	21	100%

Primary Employment Type:	50.0407		KPU	
Paid worker	12	92%	383	93%
Self-employed	1	8%	30	7%
Total	13	100%	413	100%

Job Characteristics:	50.0407		KPU	
I hold more than one job*	1	8%	71	17%
My main job is full-time (>= 30 hours per week)**	11	100%	349	91%

\*Of total Employed

\*\*Of those who provided data on hours/week worked



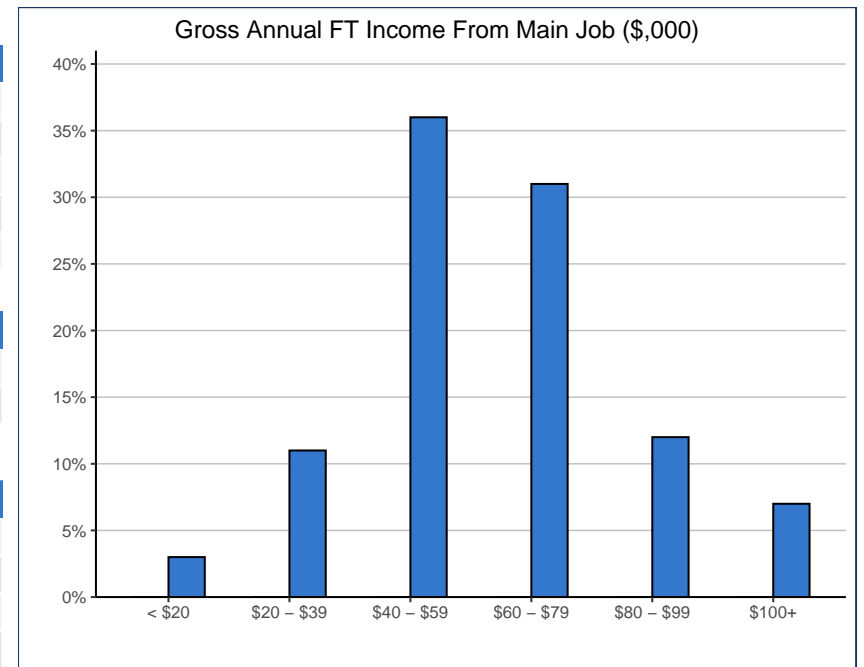
How related is your main job to your program?	50.0407		KPU	
Very Related	7	58%	191	46%
Somewhat Related	4	33%	116	28%
Not Very Related	0	0%	49	12%
Not at All Related	1	8%	55	13%
Total	12	100%	411	100%

"Under-employment" Assessment:	50.0407		KPU	
Job is very or somewhat related to program	11	92%	307	75%
NOC Skill Level = A (University Education)*	1	8%	225	59%

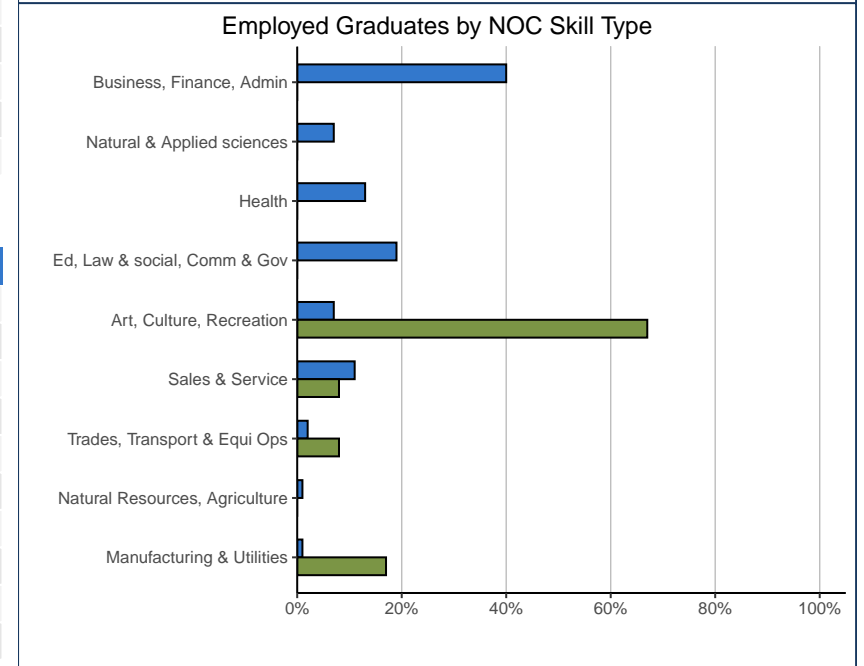
\*Of total valid responses

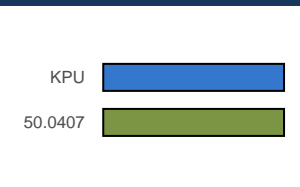
Gross Annual Income from Main Job:*	50.0407		KPU	
Less than \$20,000	0	0%	8	3%
\$20,000 to \$39,999	~	~	31	11%
\$40,000 to \$59,999	~	~	103	36%
\$60,000 to \$79,999	~	~	87	31%
\$80,000 to \$99,999	0	0%	34	12%
\$100,000 and Above	0	0%	21	7%
Total	8	100%	284	100%
Median Annual Income (full-time) (\$)	43,983		60,339	
Average Annual Income (full-time) (\$)	48,405		65,844	

\*Where data provided



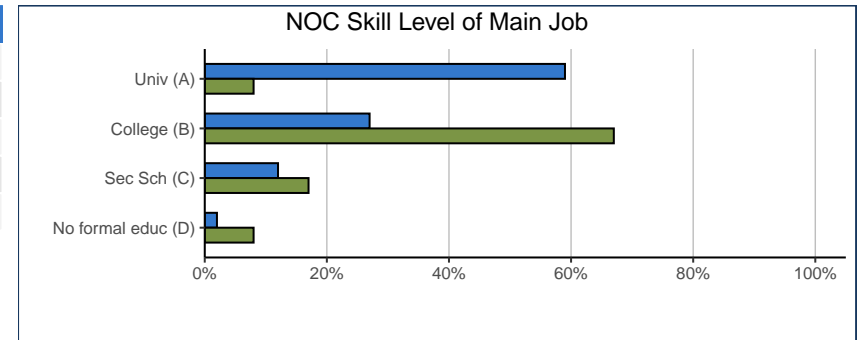
NOC Skill Type of Main Job:	50.0407		KPU	
Business, finance & administration	0	0%	151	40%
Natural & applied sciences & related	0	0%	28	7%
Health	0	0%	50	13%
Education, law and social, community & government	0	0%	71	19%
Art, culture, recreation & sport	8	67%	27	7%
Sales & service	1	8%	41	11%
Trades, transport & equipment operators & related	1	8%	8	2%
Natural resources, agriculture & related production	0	0%	2	1%
Manufacturing & utilities	2	17%	3	1%
Total	12	100%	381	100%



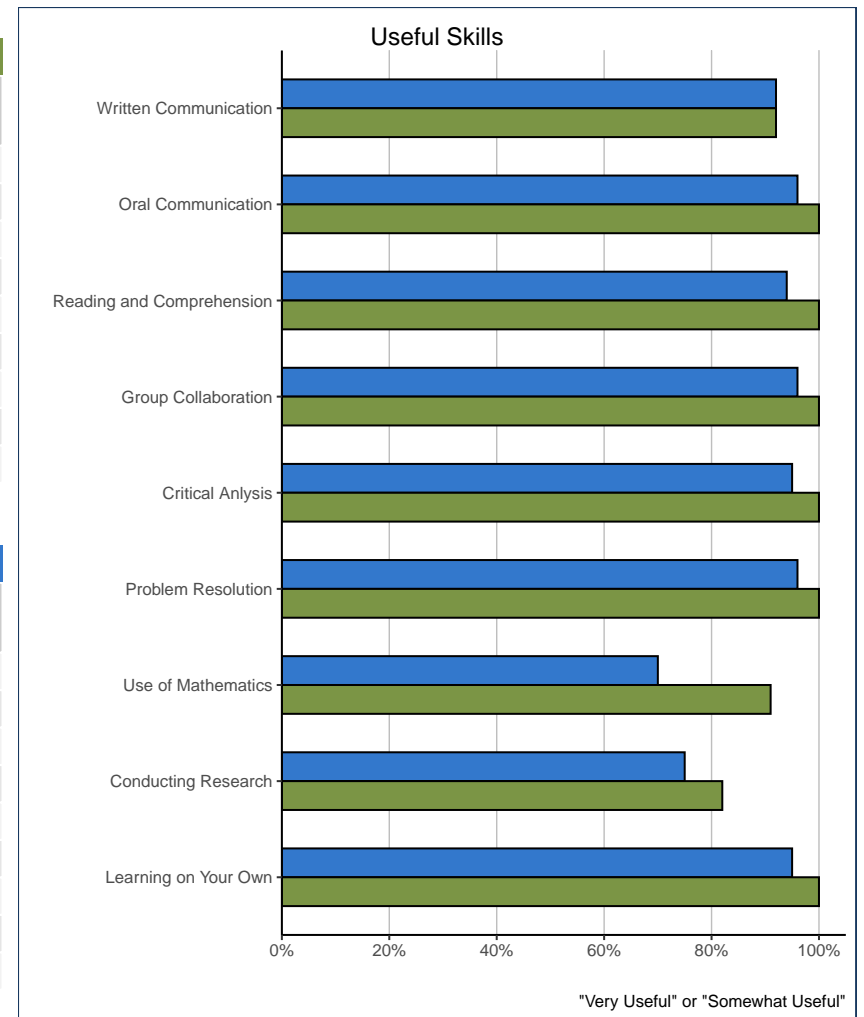


EMPLOYMENT, continued

NOC Skill Level of Main Job:	50.0407		KPU	
	#	%	#	%
A. University education	1	8%	225	59%
B. College education/trade apprenticeship	8	67%	104	27%
C. Secondary school + job-specific training	2	17%	44	12%
D. No formal education	1	8%	8	2%
Total	12	100%	381	100%



How useful are the following skills and abilities in doing your main job?	50.0407				# Resp.
	Very Useful	Somewhat Useful	Not Very Useful	Not at All Useful	
Written Communication	67%	25%	0%	8%	12
Oral Communication	82%	18%	0%	0%	11
Reading and Comprehension	64%	36%	0%	0%	11
Group Collaboration	82%	18%	0%	0%	11
Critical Analysis	73%	27%	0%	0%	11
Problem Resolution	83%	17%	0%	0%	12
Use of Mathematics	27%	64%	0%	9%	11
Conducting Research	55%	27%	9%	9%	11
Learning on Your Own	91%	9%	0%	0%	11



How useful are the following skills and abilities in doing your main job?	KPU				# Resp.
	Very Useful	Somewhat Useful	Not Very Useful	Not at All Useful	
Written Communication	72%	20%	5%	3%	409
Oral Communication	75%	21%	3%	1%	407
Reading and Comprehension	74%	20%	4%	2%	406
Group Collaboration	74%	22%	3%	1%	408
Critical Analysis	73%	22%	4%	2%	408
Problem Resolution	74%	22%	3%	1%	409
Use of Mathematics	35%	35%	18%	12%	399
Conducting Research	42%	33%	15%	10%	401
Learning on Your Own	70%	25%	3%	2%	405

Top 10 Full-time Occupations of 50.0407 Graduates:			50.0407
NOC	NOC Skill Level	Description	% Employed FT in this Occ.**
5243	B	Theatre, fashion, exhibit and other creative designers	46%
*			
*			
*			
*			
*			
*			
*			
*			
*			

\* Data not displayed where n < 5  
\*\* Percentages cited are of those employed

Top 10 Full-time Occupations of KPU Graduates:			KPU
NOC	NOC Skill Level	Description	% Employed FT in this Occ.**
1111	A	Financial auditors and accountants	11%
3012	A	Registered nurses and registered psychiatric nurses	9%
XXXX	O	Unclassified occupations	5%
1121	A	Human resources professionals	5%
1123	A	Professional occupations in advertising, marketing and public relations	4%
4032	A	Elementary school and kindergarten teachers	3%
4212	B	Social and community service workers	3%
1228	B	Employment insurance, immigration, border services and revenue officers	2%
1431	C	Accounting and related clerks	2%
2171	A	Information systems analysts and consultants	2%

\* Data not displayed where n < 5  
\*\* Percentages cited are of those employed

EDUCATION FINANCING

Funding Sources (3 sources allowed):*	50.0407		KPU	
Personal savings, investments	3	25%	130	30%
Employment while studying	7	58%	269	62%
Family/Friends	6	50%	227	52%
Personal bank loans	0	0%	19	4%
Government student loans	6	50%	141	32%
Scholarships/Bursaries/Grants	4	33%	101	23%
Other	4	33%	72	17%
Total	12		436	

\* Percentage of respondents who identified this source

Financial Debt Incurred to Finance Bac. Ed.:*	50.0407		KPU	
Incurred any form of financial debt	7	54%	187	42%
Incurred government-sponsored student loan debt	7	54%	159	35%

\* Percentage of respondents who provided data

Financial Debt Amount:*	50.0407		KPU	
< \$1,000	0	0%	0	0%
\$1,000 to \$4,999	1	20%	5	4%
\$5,000 to \$9,999	0	0%	19	14%
\$10,000 to \$14,999	0	0%	17	12%
\$15,000 to \$19,999	0	0%	7	5%
\$20,000 to \$29,999	1	20%	28	20%
\$30,000 to \$39,999	1	20%	27	19%
\$40,000 or More	2	40%	37	26%
Total	5	100%	140	100%
Median Financial Debt (\$)	35,000		25,000	

\* Includes only cases where financial debt was incurred

Gov't-Sponsored Student Loan Debt Amount:*	50.0407		KPU	
< \$1,000	0	0%	0	0%
\$1,000 to \$4,999	1	33%	5	5%
\$5,000 to \$9,999	0	0%	13	14%
\$10,000 to \$14,999	0	0%	9	10%
\$15,000 to \$19,999	0	0%	6	6%
\$20,000 to \$29,999	1	33%	24	26%
\$30,000 to \$39,999	1	33%	18	19%
\$40,000 or More	0	0%	19	20%
Total	3	100%	94	100%
Median Gov't-Sponsored Loan Debt (\$)	28,000		24,000	

\* Includes only cases where government-sponsored debt was incurred

Gov't-Sponsored Loan Debt Outstanding:*	50.0407		KPU	
None – Loan repaid in full	3	50%	44	37%
< \$1,000	0	0%	0	0%
\$1,000 to \$4,999	0	0%	8	7%
\$5,000 to \$9,999	0	0%	14	12%
\$10,000 to \$14,999	0	0%	6	5%
\$15,000 to \$19,999	0	0%	10	8%
\$20,000 to \$29,999	1	17%	11	9%
\$30,000 to \$39,999	2	33%	10	8%
\$40,000 or More	0	0%	16	13%
Total	6	100%	119	100%
Median Gov't-Sponsored Loan Debt Outstanding** (\$)	30,000		19,000	

\* Includes only cases where government-sponsored debt was incurred, and valid "amount remaining" was provided

\*\* Median amounts shown are based on those who had remaining government student loan debt

