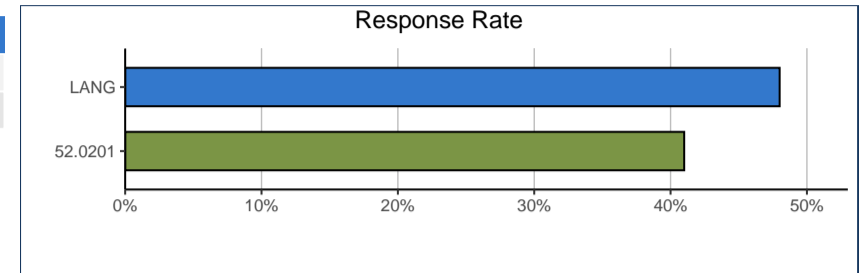


RESPONSE RATE

Survey Response Rate:	52.0201		LANG	
Baccalaureate Graduates Survey Cohort	44	100%	239	100%
Survey Respondents and Response Rate	18	41%	115	48%

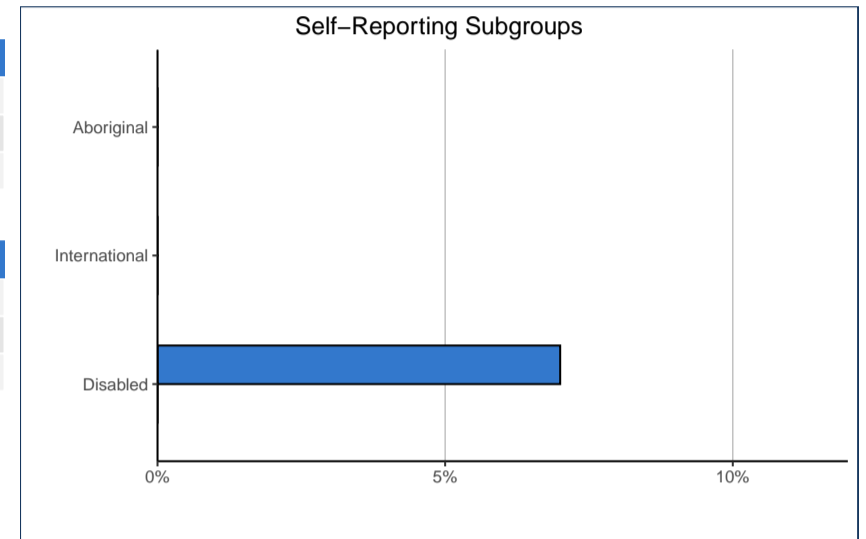


DEMOGRAPHIC INFORMATION

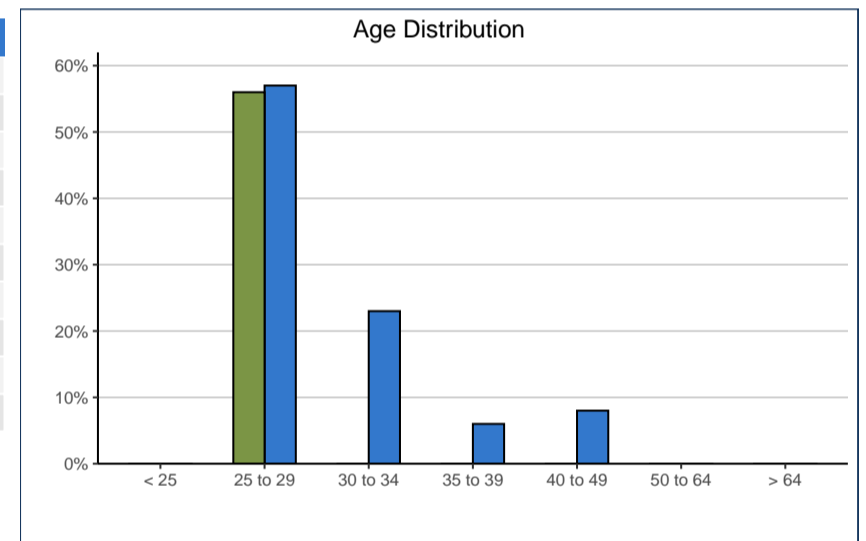
Self-Reporting Subgroups:	52.0201		LANG	
Disabled	~	~	8	7%
International	~	~	~	~
Aboriginal	~	~	~	~

Gender:*	52.0201		LANG	
Male	8	44%	42	37%
Female	10	56%	73	63%
Total	18	100%	115	100%

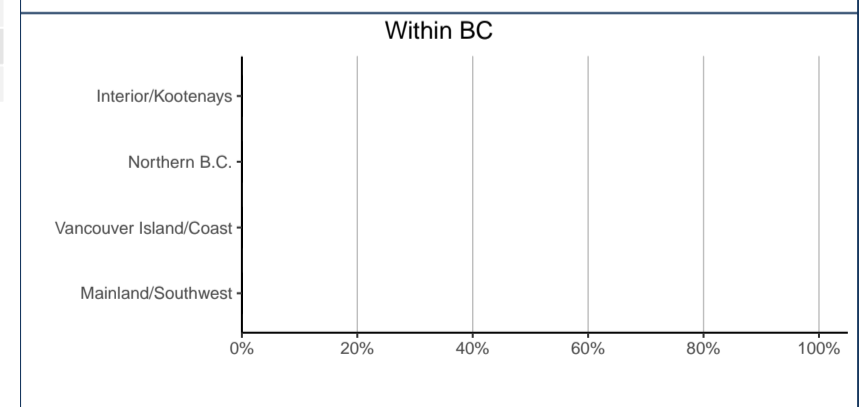
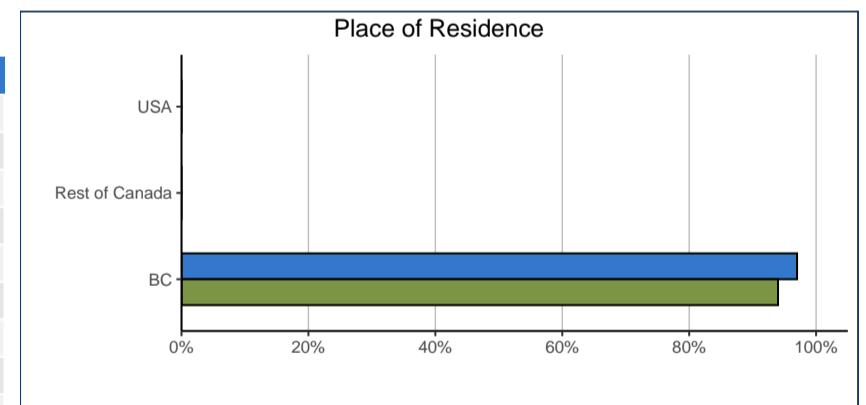
*Due to zero or low counts, institution-reported "Non-binary" demographic data are not included.

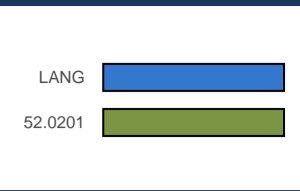


Age (at time of survey):	52.0201		LANG	
< 25	~	~	~	~
25 to 29	10	56%	66	57%
30 to 34	~	~	27	23%
35 to 39	~	~	7	6%
40 to 49	~	~	9	8%
50 to 64	0	0%	~	~
> 64	0	0%	0	0%
Total	18	100%	115	100%
Median Age	28		28	
Average (mean) Age	30		30	



Place of Residence (at time of survey):	52.0201		LANG	
BC – Mainland/Southwest	~	~	~	~
BC – Vancouver Island/Coast	~	~	~	~
BC – Northern B.C.	0	0%	0	0%
BC – Interior/Kootenays	0	0%	~	~
BC Subtotal	16	94%	102	97%
Canada – Alberta	~	~	~	~
Canada – Ontario	0	0%	0	0%
Canada – Other	0	0%	~	~
U.S.A.	0	0%	0	0%
Non-BC Subtotal	~	~	~	~
Total	~	~	105	100%





EDUCATION EVALUATION AND SKILL DEVELOPMENT

Program Satisfaction:	52.0201		LANG	
Very Satisfied	7	39%	35	31%
Satisfied	10	56%	73	64%
Dissatisfied	1	6%	5	4%
Very Dissatisfied	0	0%	1	1%
Total	18	100%	114	100%

Usefulness of Knowledge, Skills, and Abilities Acquired during Program in Work:	52.0201		LANG	
Very Useful	3	19%	56	53%
Somewhat Useful	10	63%	43	41%
Not Very Useful	3	19%	6	6%
Not at All Useful	0	0%	0	0%
Total	16	100%	105	100%

Took upgrading, access, bridging, or other preparatory courses during or prior to studies:	52.0201		LANG	
Yes	4	22%	17	15%
No	14	78%	96	85%

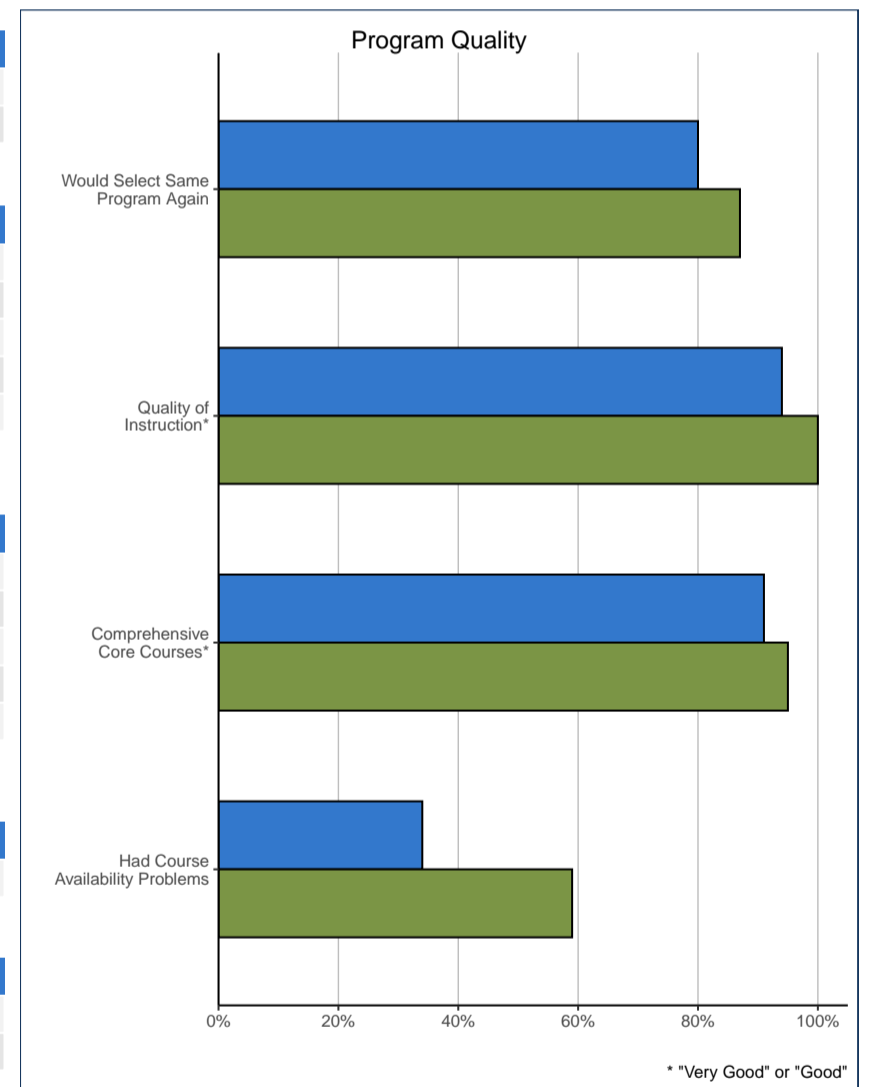
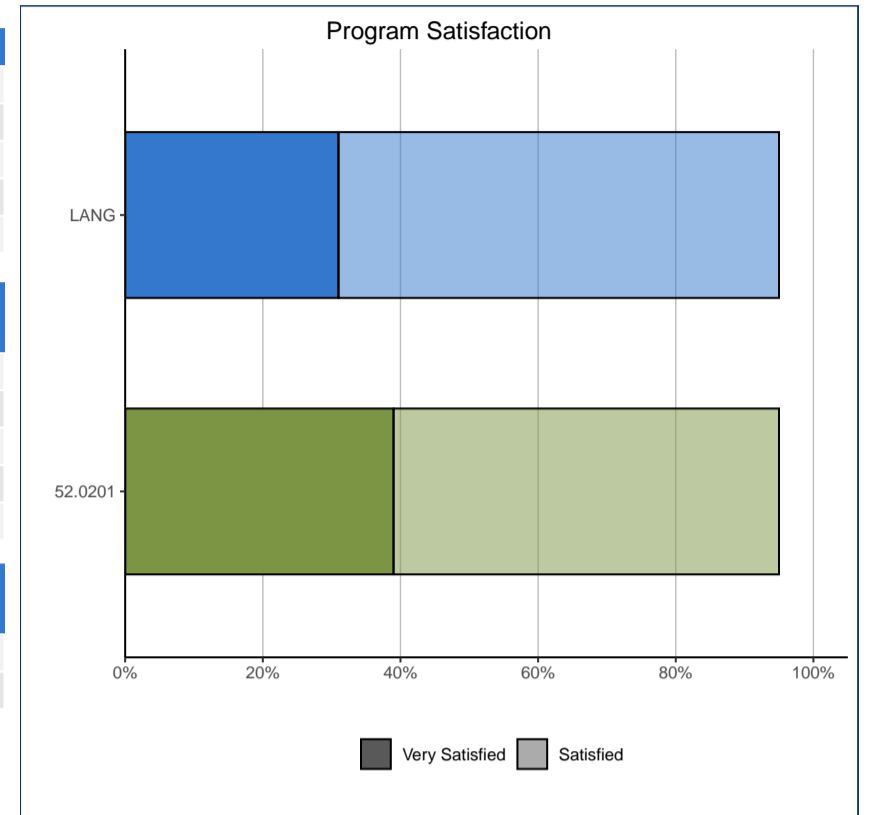
Would select the same program again:	52.0201		LANG	
Yes	13	87%	88	80%
No	2	13%	22	20%

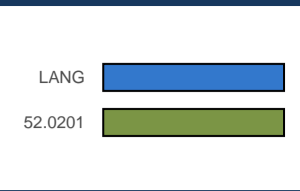
Quality of Instruction:	52.0201		LANG	
Very Good	4	22%	31	27%
Good	14	78%	76	67%
Poor	0	0%	6	5%
Very Poor	0	0%	1	1%
Total	18	100%	114	100%

Comprehensiveness of Core Courses:	52.0201		LANG	
Very Good	5	28%	30	26%
Good	12	67%	75	65%
Poor	1	6%	9	8%
Very Poor	0	0%	1	1%
Total	18	100%	115	100%

Course Availability:	52.0201		LANG	
Encountered course availability problems	10	59%	38	34%

Financial Constraints:	52.0201		LANG	
Had to interrupt studies for financial reasons	1	6%	8	7%
Had to take program part-time for financial reasons	6	33%	22	20%

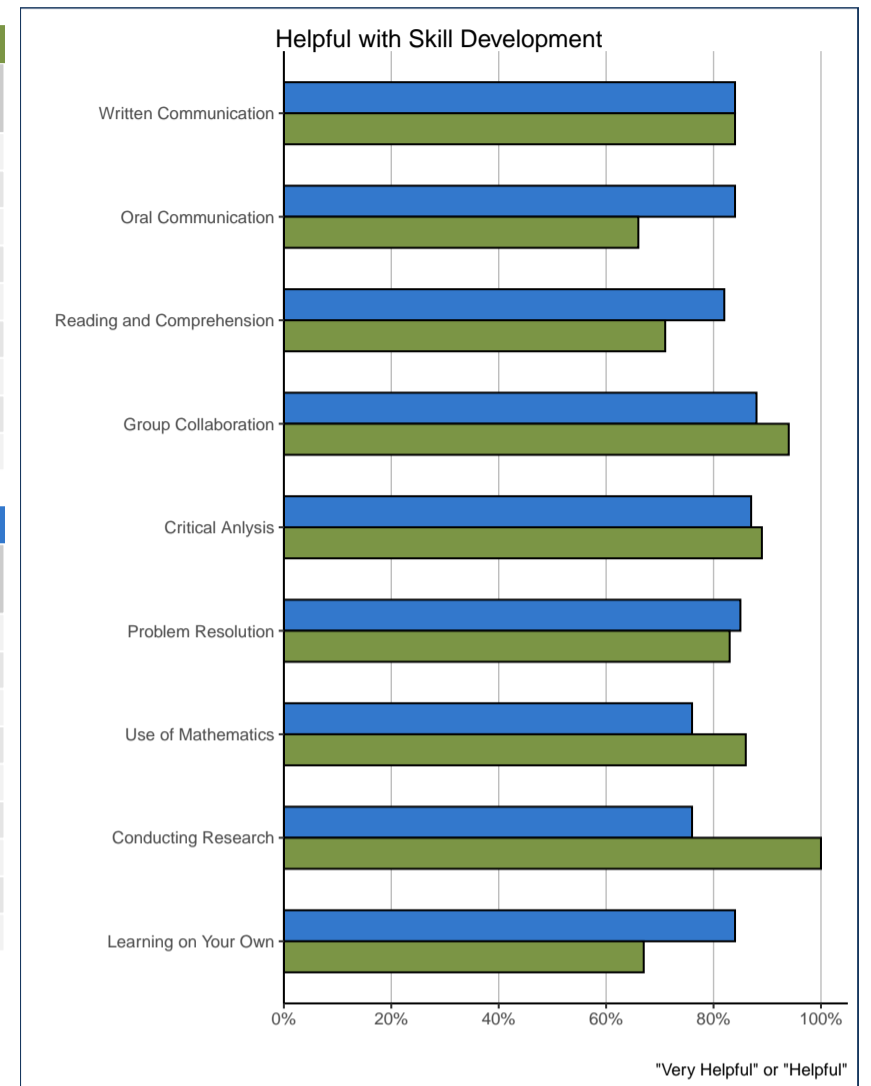




SKILL DEVELOPMENT

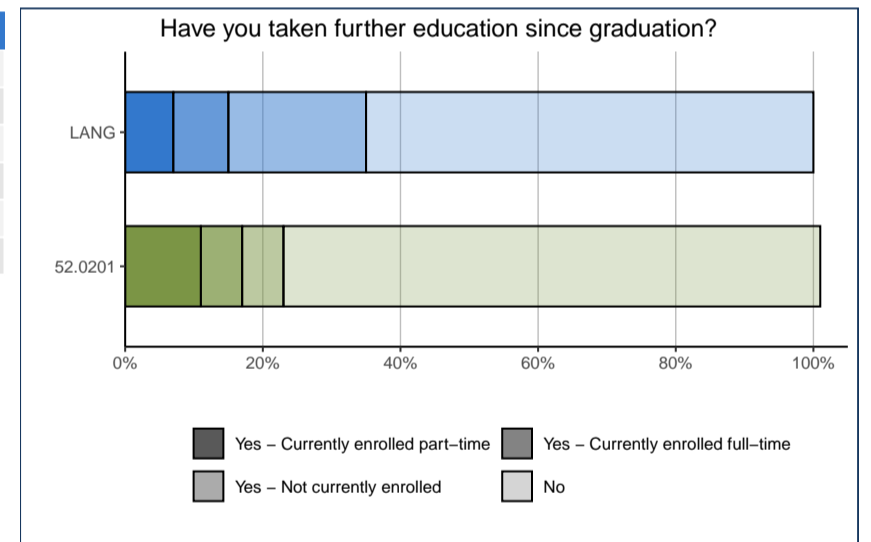
Skill Development: How helpful was institution?	52.0201				# Resp.
	Very Helpful	Helpful	Not Very Helpful	Not at All Helpful	
Written Communication	28%	56%	17%	0%	18
Oral Communication	22%	44%	33%	0%	18
Reading and Comprehension	24%	47%	29%	0%	17
Group Collaboration	44%	50%	6%	0%	16
Critical Analysis	28%	61%	0%	11%	18
Problem Resolution	18%	65%	18%	0%	17
Use of Mathematics	29%	57%	14%	0%	14
Conducting Research	31%	69%	0%	0%	16
Learning on Your Own	17%	50%	33%	0%	18

Skill Development: How helpful was institution?	LANG				# Resp.
	Very Helpful	Helpful	Not Very Helpful	Not at All Helpful	
Written Communication	22%	62%	13%	3%	108
Oral Communication	19%	65%	15%	0%	110
Reading and Comprehension	19%	63%	17%	1%	111
Group Collaboration	39%	49%	12%	0%	112
Critical Analysis	32%	55%	9%	4%	114
Problem Resolution	20%	65%	13%	3%	112
Use of Mathematics	17%	59%	22%	2%	96
Conducting Research	21%	55%	16%	7%	110
Learning on Your Own	29%	55%	14%	2%	110

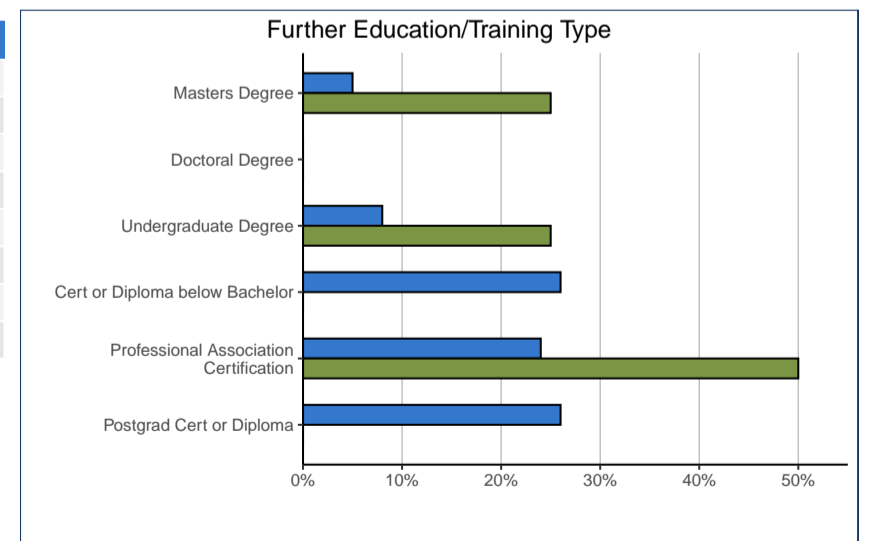


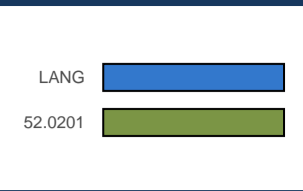
FURTHER EDUCATION

Took further education since 2020 graduation:	52.0201		LANG	
Yes	4	22%	40	35%
Not currently enrolled	1	6%	23	20%
Currently enrolled full-time	1	6%	9	8%
Currently enrolled part-time	2	11%	8	7%
No	14	78%	75	65%
Total	18	100%	115	100%



Type of Formal Post-Secondary Education:	52.0201		LANG	
Masters Degree	1	25%	2	5%
Doctoral Degree	0	0%	0	0%
Another Undergraduate Degree	1	25%	3	8%
Certificate or Diploma below Bachelor level	0	0%	10	26%
Professional Association Certification	2	50%	9	24%
Postgraduate Certificate or Diploma	0	0%	10	26%
Other	0	0%	4	11%
Total	4	100%	38	100%





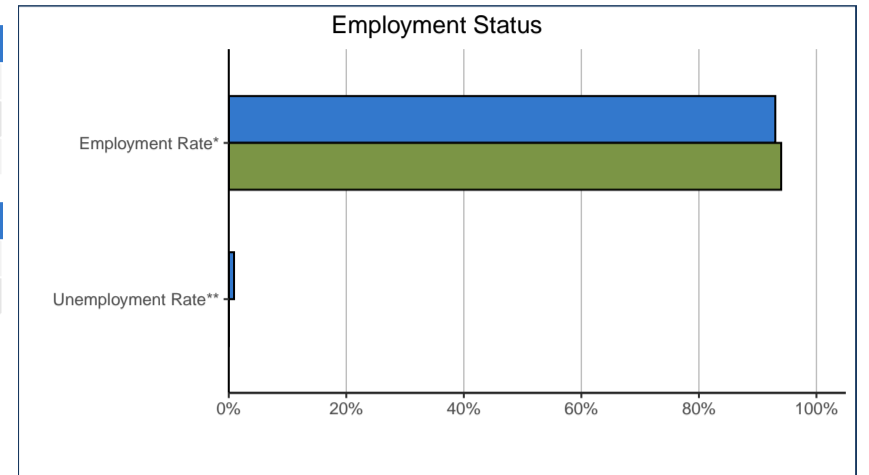
EMPLOYMENT

Labour Force Status:	52.0201		LANG	
In Labour Force (working or seeking work)	17	94%	108	95%
Not in Labour Force	1	6%	6	5%
Total	18	100%	114	100%

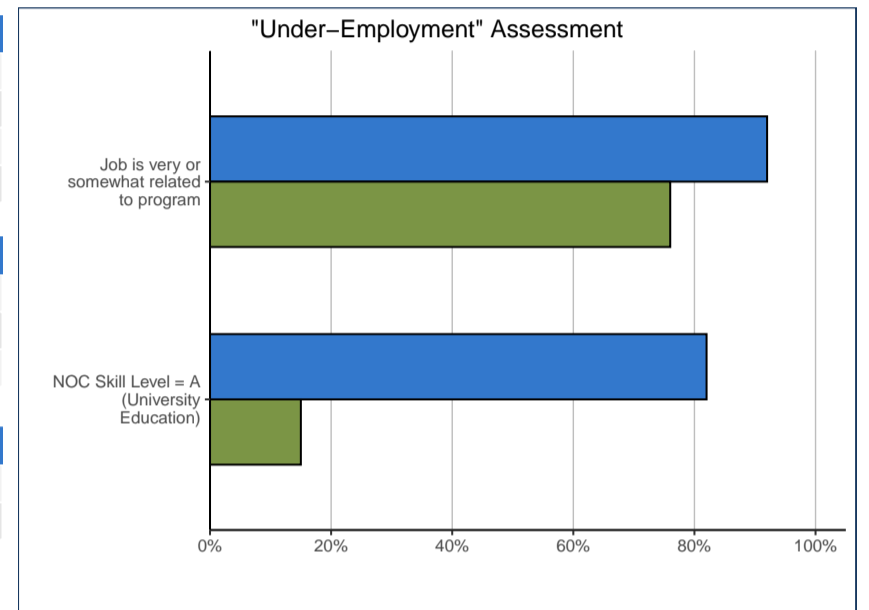
Employment:	52.0201		LANG	
Employment Rate*	17	94%	107	93%
Unemployment Rate**	0	0.0%	1	0.9%

*Percent = Total employed divided by total number of respondents

**Percent = Total unemployed divided by total number in Labour Force



Status of Graduates NOT in Labour Force:	52.0201		LANG	
Attending School FT	0	0%	0	0%
Attending School PT	0	0%	0	0%
Other	1	100%	6	100%
Total NOT in Labour Force	1	100%	6	100%



Primary Employment Type:	52.0201		LANG	
Paid worker	17	100%	105	98%
Self-employed	0	0%	2	2%
Total	17	100%	107	100%

Job Characteristics:	52.0201		LANG	
I hold more than one job*	2	12%	18	17%
My main job is full-time (>= 30 hours per week)**	15	94%	96	94%

*Of total Employed

**Of those who provided data on hours/week worked

How related is your main job to your program?	52.0201		LANG	
Very Related	2	12%	74	70%
Somewhat Related	11	65%	24	23%
Not Very Related	2	12%	6	6%
Not at All Related	2	12%	2	2%
Total	17	100%	106	100%



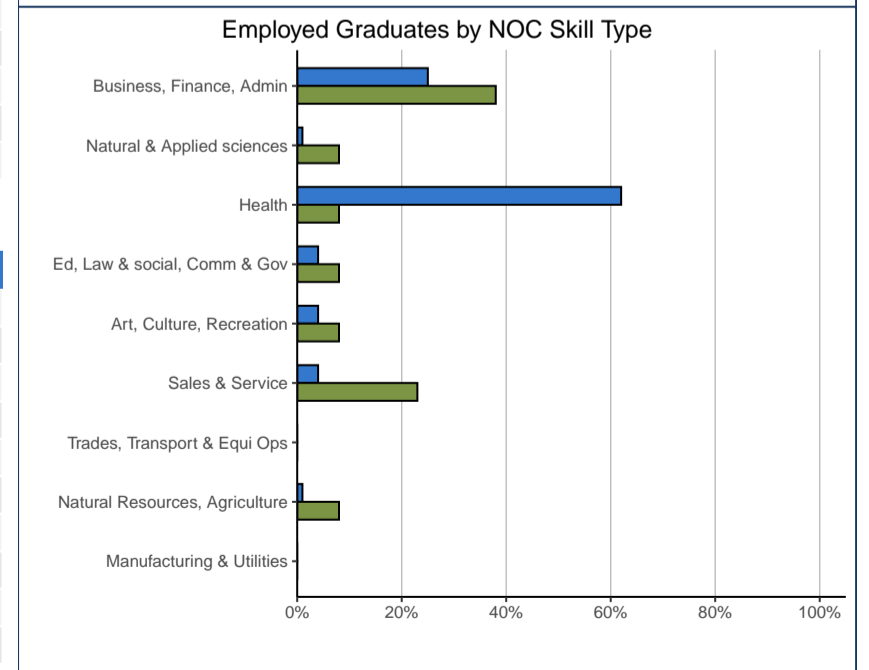
"Under-employment" Assessment:	52.0201		LANG	
Job is very or somewhat related to program	13	76%	98	92%
NOC Skill Level = A (University Education)*	2	15%	84	82%

*Of total valid responses

Gross Annual Income from Main Job:*	52.0201		LANG	
Less than \$20,000	0	0%	0	0%
\$20,000 to \$39,999	~	~	5	6%
\$40,000 to \$59,999	~	~	13	15%
\$60,000 to \$79,999	6	40%	37	42%
\$80,000 to \$99,999	~	~	28	32%
\$100,000 and Above	~	~	5	6%
Total	15	100%	88	100%
Median Annual Income (full-time) (\$)	68,000		73,444	
Average Annual Income (full-time) (\$)	62,569		77,076	

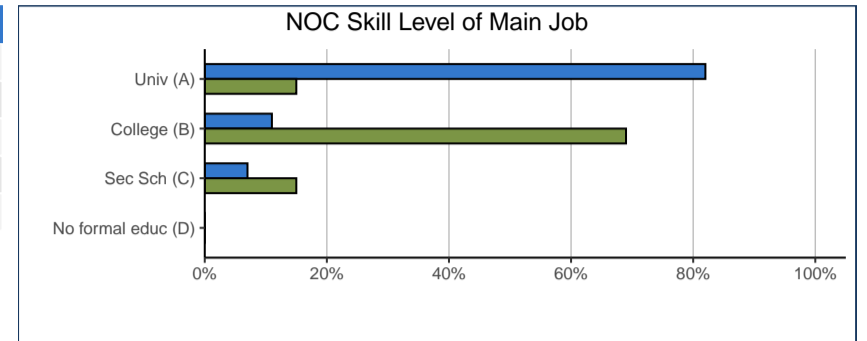
*Where data provided

NOC Skill Type of Main Job:	52.0201		LANG	
Business, finance & administration	5	38%	25	25%
Natural & applied sciences & related	1	8%	1	1%
Health	1	8%	63	62%
Education, law and social, community & government	1	8%	4	4%
Art, culture, recreation & sport	1	8%	4	4%
Sales & service	3	23%	4	4%
Trades, transport & equipment operators & related	0	0%	0	0%
Natural resources, agriculture & related production	1	8%	1	1%
Manufacturing & utilities	0	0%	0	0%
Total	13	100%	102	100%

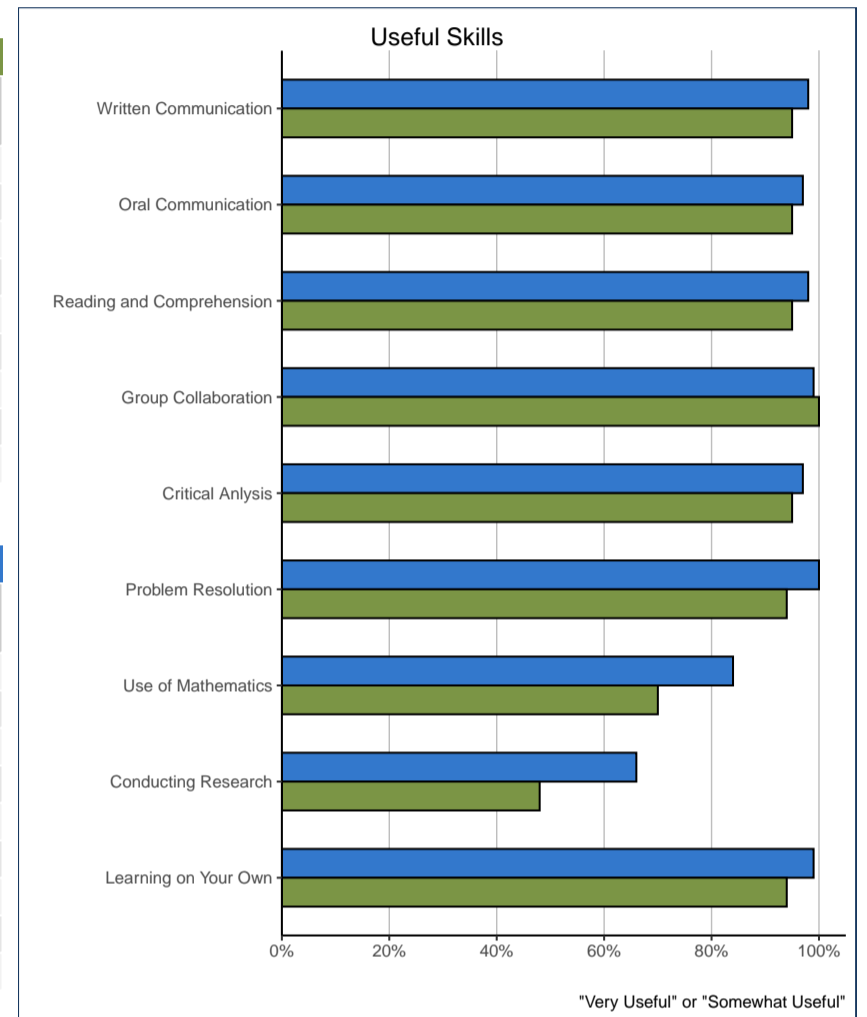


EMPLOYMENT, continued

NOC Skill Level of Main Job:	52.0201		LANG	
A. University education	2	15%	84	82%
B. College education/trade apprenticeship	9	69%	11	11%
C. Secondary school + job-specific training	2	15%	7	7%
D. No formal education	0	0%	0	0%
Total	13	100%	102	100%



How useful are the following skills and abilities in doing your main job?	52.0201				# Resp.
	Very Useful	Somewhat Useful	Not Very Useful	Not at All Useful	
Written Communication	71%	24%	6%	0%	17
Oral Communication	71%	24%	6%	0%	17
Reading and Comprehension	71%	24%	6%	0%	17
Group Collaboration	71%	29%	0%	0%	17
Critical Analysis	71%	24%	0%	6%	17
Problem Resolution	76%	18%	6%	0%	17
Use of Mathematics	29%	41%	29%	0%	17
Conducting Research	24%	24%	41%	12%	17
Learning on Your Own	47%	47%	6%	0%	17



How useful are the following skills and abilities in doing your main job?	LANG				# Resp.
	Very Useful	Somewhat Useful	Not Very Useful	Not at All Useful	
Written Communication	70%	28%	1%	1%	106
Oral Communication	72%	25%	3%	0%	106
Reading and Comprehension	70%	28%	2%	0%	106
Group Collaboration	83%	16%	1%	0%	106
Critical Analysis	76%	21%	2%	1%	106
Problem Resolution	75%	25%	1%	0%	106
Use of Mathematics	40%	44%	12%	4%	105
Conducting Research	23%	43%	24%	10%	105
Learning on Your Own	63%	36%	1%	0%	106

Top 10 Full-time Occupations of 52.0201 Graduates:			52.0201
NOC	NOC Skill Level	Description	% Employed FT in this Occ.**
*			
*			
*			
*			
*			
*			
*			
*			
*			
*			

* Data not displayed where n < 5
** Percentages cited are of those employed

Top 10 Full-time Occupations of LANG Graduates:			LANG
NOC	NOC Skill Level	Description	% Employed FT in this Occ.**
3012	A	Registered nurses and registered psychiatric nurses	53%
1111	A	Financial auditors and accountants	7%
*			
*			
*			
*			
*			
*			
*			
*			

* Data not displayed where n < 5
** Percentages cited are of those employed

EDUCATION FINANCING

Funding Sources (3 sources allowed):*	52.0201		LANG	
Personal savings, investments	5	29%	29	26%
Employment while studying	11	65%	62	56%
Family/Friends	10	59%	51	46%
Personal bank loans	1	6%	10	9%
Government student loans	2	12%	54	49%
Scholarships/Bursaries/Grants	4	24%	30	27%
Other	3	18%	14	13%
Total	17		111	

* Percentage of respondents who identified this source

Financial Debt Incurred to Finance Bac. Ed.:*	52.0201		LANG	
Incurred any form of financial debt	3	17%	65	58%
Incurred government-sponsored student loan debt	2	11%	56	50%

* Percentage of respondents who provided data

Financial Debt Amount:*	52.0201		LANG	
< \$1,000	0	0%	0	0%
\$1,000 to \$4,999	0	0%	1	2%
\$5,000 to \$9,999	0	0%	2	4%
\$10,000 to \$14,999	0	0%	4	8%
\$15,000 to \$19,999	0	0%	1	2%
\$20,000 to \$29,999	1	50%	16	31%
\$30,000 to \$39,999	1	50%	13	25%
\$40,000 or More	0	0%	15	29%
Total	2	100%	52	100%
Median Financial Debt (\$)	26,500		30,000	

* Includes only cases where financial debt was incurred

Gov't-Sponsored Student Loan Debt Amount:*	52.0201		LANG	
< \$1,000	0	0%	0	0%
\$1,000 to \$4,999	0	0%	1	2%
\$5,000 to \$9,999	0	0%	2	5%
\$10,000 to \$14,999	0	0%	3	7%
\$15,000 to \$19,999	0	0%	3	7%
\$20,000 to \$29,999	1	50%	14	33%
\$30,000 to \$39,999	1	50%	11	26%
\$40,000 or More	0	0%	9	21%
Total	2	100%	43	100%
Median Gov't-Sponsored Loan Debt (\$)	26,500		28,000	

* Includes only cases where government-sponsored debt was incurred

Gov't-Sponsored Loan Debt Outstanding:*	52.0201		LANG	
None – Loan repaid in full	0	0%	19	37%
< \$1,000	0	0%	0	0%
\$1,000 to \$4,999	0	0%	0	0%
\$5,000 to \$9,999	0	0%	1	2%
\$10,000 to \$14,999	0	0%	6	12%
\$15,000 to \$19,999	1	100%	7	13%
\$20,000 to \$29,999	0	0%	6	12%
\$30,000 to \$39,999	0	0%	6	12%
\$40,000 or More	0	0%	7	13%
Total	1	100%	52	100%
Median Gov't-Sponsored Loan Debt Outstanding** (\$)	17,000		25,000	

* Includes only cases where government-sponsored debt was incurred, and valid "amount remaining" was provided

** Median amounts shown are based on those who had remaining government student loan debt

