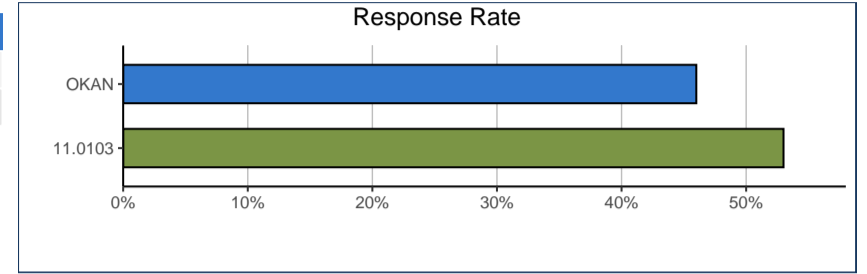


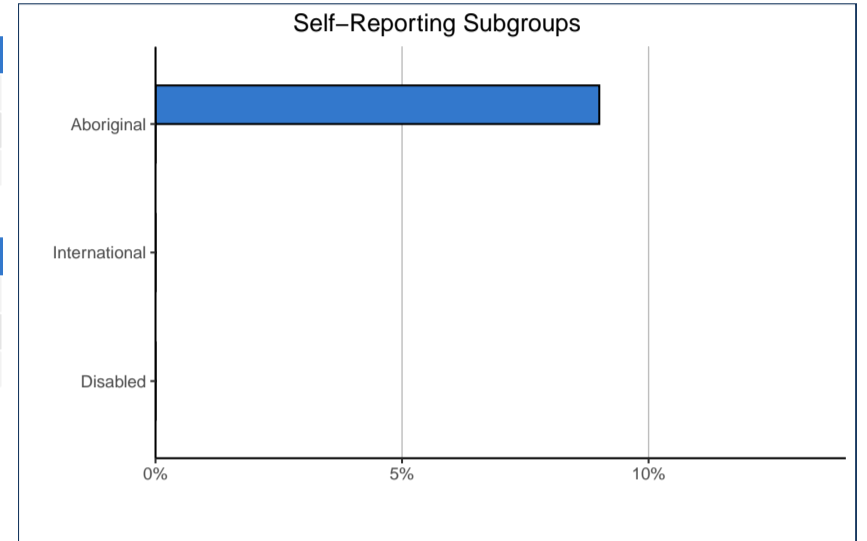
RESPONSE RATE

Survey Response Rate:	11.0103		OKAN	
Baccalaureate Graduates Survey Cohort	19	100%	179	100%
Survey Respondents and Response Rate	10	53%	83	46%



DEMOGRAPHIC INFORMATION

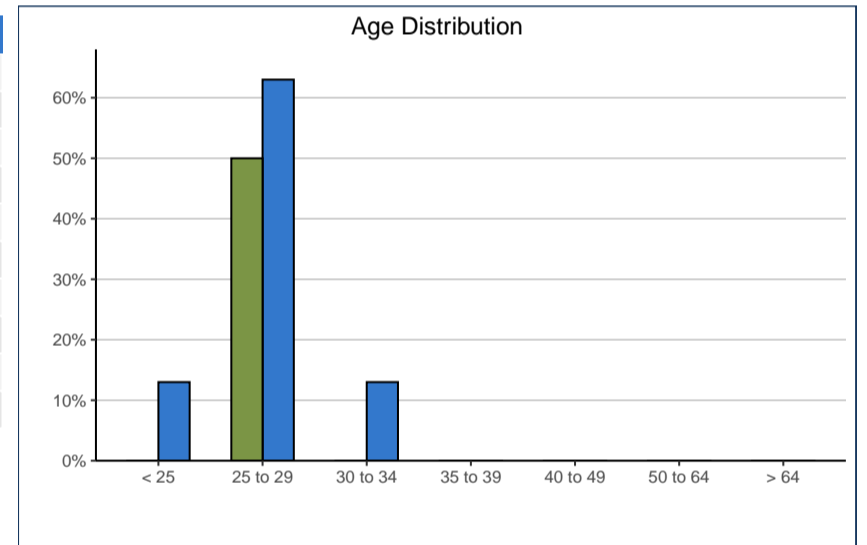
Self-Reporting Subgroups:	11.0103		OKAN	
Disabled	0	0%	~	~
International	~	~	~	~
Aboriginal	0	0%	7	9%



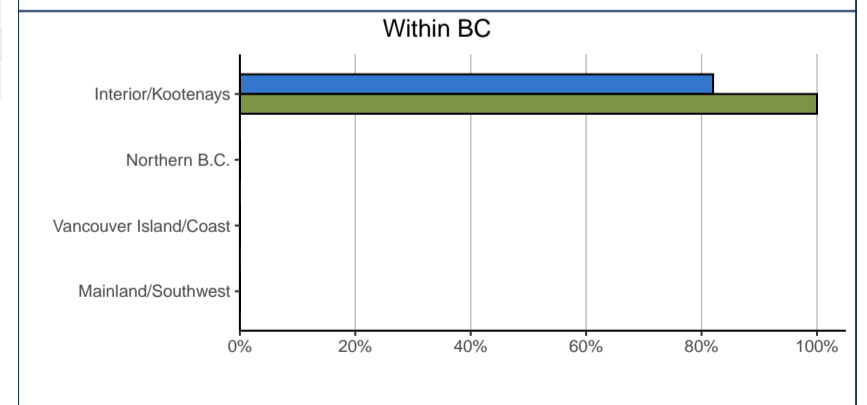
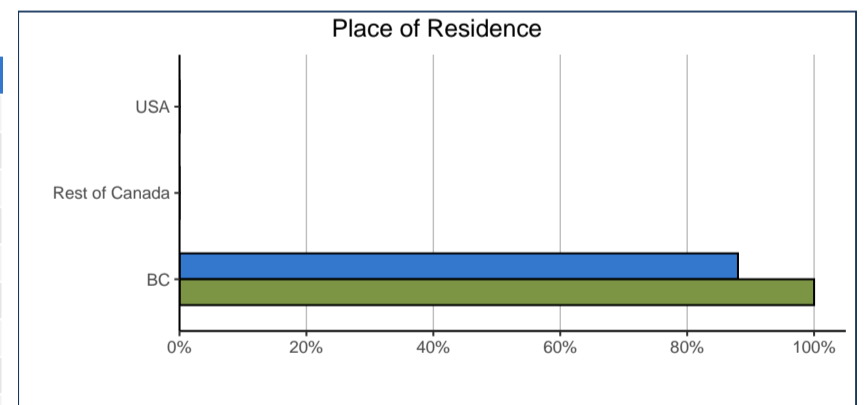
Gender:*	11.0103		OKAN	
Male	10	100%	42	51%
Female	0	0%	41	49%
Total	10	100%	83	100%

*Due to zero or low counts, institution-reported "Non-binary" demographic data are not included.

Age (at time of survey):	11.0103		OKAN	
< 25	~	~	11	13%
25 to 29	5	50%	52	63%
30 to 34	~	~	11	13%
35 to 39	0	0%	~	~
40 to 49	~	~	~	~
50 to 64	0	0%	0	0%
> 64	0	0%	0	0%
Total	10	100%	83	100%
Median Age	28		26	
Average (mean) Age	29		28	



Place of Residence (at time of survey):	11.0103		OKAN	
BC – Mainland/Southwest	0	0%	~	~
BC – Vancouver Island/Coast	0	0%	~	~
BC – Northern B.C.	0	0%	~	~
BC – Interior/Kootenays	8	100%	63	82%
BC Subtotal	8	100%	68	88%
Canada – Alberta	0	0%	~	~
Canada – Ontario	0	0%	~	~
Canada – Other	0	0%	~	~
U.S.A.	0	0%	0	0%
Non-BC Subtotal	0	0%	9	12%
Total	8	100%	77	100%



EDUCATION EVALUATION AND SKILL DEVELOPMENT

Program Satisfaction:	11.0103		OKAN	
Very Satisfied	2	20%	38	46%
Satisfied	7	70%	43	52%
Dissatisfied	1	10%	1	1%
Very Dissatisfied	0	0%	0	0%
Total	10	100%	82	100%

Usefulness of Knowledge, Skills, and Abilities Acquired during Program in Work:	11.0103		OKAN	
Very Useful	3	38%	36	49%
Somewhat Useful	5	63%	33	45%
Not Very Useful	0	0%	3	4%
Not at All Useful	0	0%	2	3%
Total	8	100%	74	100%

Took upgrading, access, bridging, or other preparatory courses during or prior to studies:	11.0103		OKAN	
Yes	0	0%	5	6%
No	10	100%	77	94%

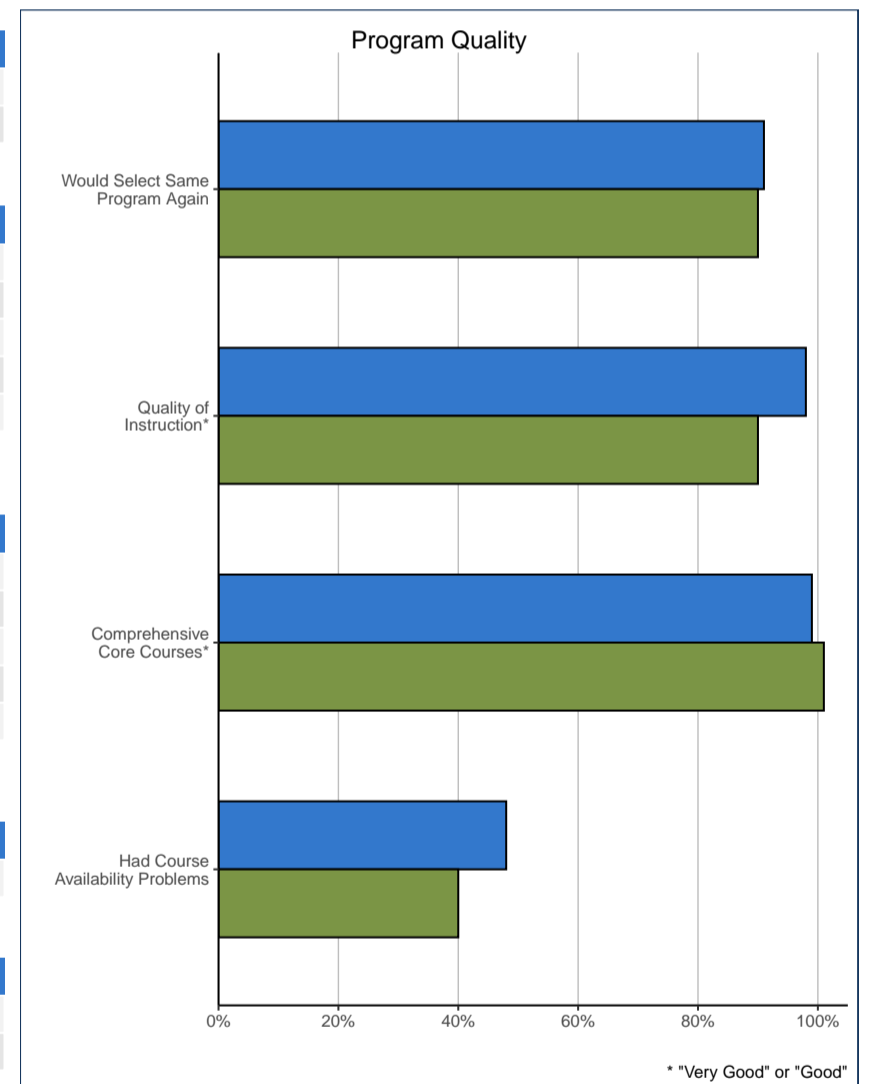
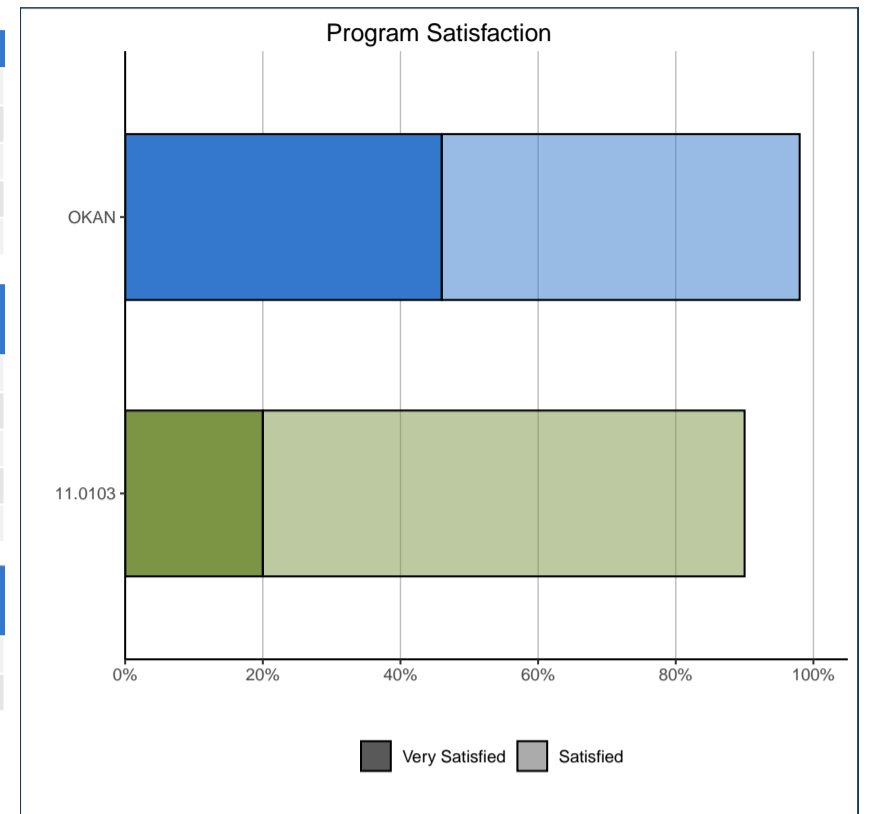
Would select the same program again:	11.0103		OKAN	
Yes	9	90%	68	91%
No	1	10%	7	9%

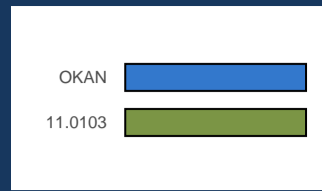
Quality of Instruction:	11.0103		OKAN	
Very Good	1	10%	31	37%
Good	8	80%	51	61%
Poor	1	10%	1	1%
Very Poor	0	0%	0	0%
Total	10	100%	83	100%

Comprehensiveness of Core Courses:	11.0103		OKAN	
Very Good	3	38%	32	41%
Good	5	63%	46	58%
Poor	0	0%	1	1%
Very Poor	0	0%	0	0%
Total	8	100%	79	100%

Course Availability:	11.0103		OKAN	
Encountered course availability problems	4	40%	39	48%

Financial Constraints:	11.0103		OKAN	
Had to interrupt studies for financial reasons	1	11%	7	9%
Had to take program part-time for financial reasons	0	0%	15	18%

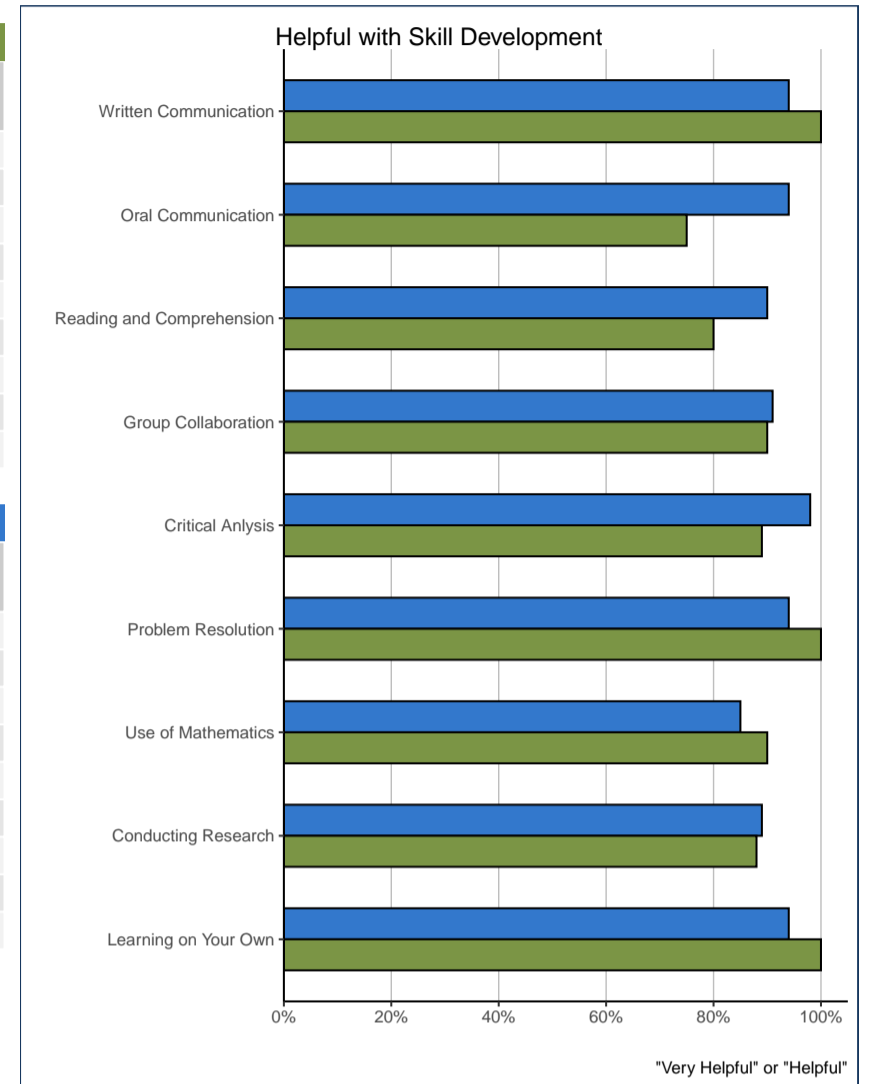




SKILL DEVELOPMENT

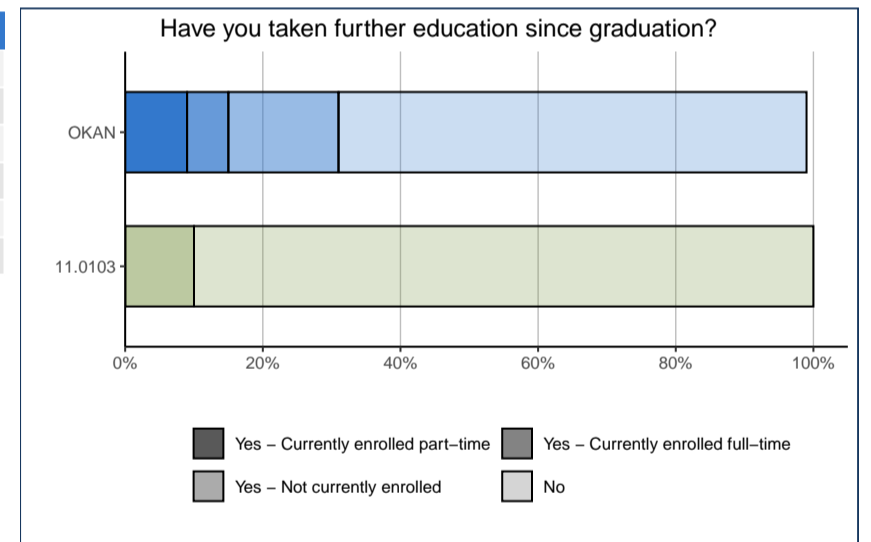
	11.0103				
Skill Development: How helpful was institution?	Very Helpful	Helpful	Not Very Helpful	Not at All Helpful	# Resp.
Written Communication	30%	70%	0%	0%	10
Oral Communication	25%	50%	25%	0%	8
Reading and Comprehension	40%	40%	20%	0%	10
Group Collaboration	50%	40%	10%	0%	10
Critical Analysis	56%	33%	11%	0%	9
Problem Resolution	50%	50%	0%	0%	10
Use of Mathematics	20%	70%	10%	0%	10
Conducting Research	44%	44%	11%	0%	9
Learning on Your Own	33%	67%	0%	0%	9

	OKAN				
Skill Development: How helpful was institution?	Very Helpful	Helpful	Not Very Helpful	Not at All Helpful	# Resp.
Written Communication	29%	65%	5%	0%	78
Oral Communication	34%	60%	6%	0%	80
Reading and Comprehension	29%	61%	10%	0%	79
Group Collaboration	39%	52%	6%	2%	82
Critical Analysis	54%	44%	3%	0%	80
Problem Resolution	39%	55%	6%	0%	82
Use of Mathematics	29%	56%	13%	3%	79
Conducting Research	35%	54%	9%	1%	79
Learning on Your Own	31%	63%	2%	4%	81

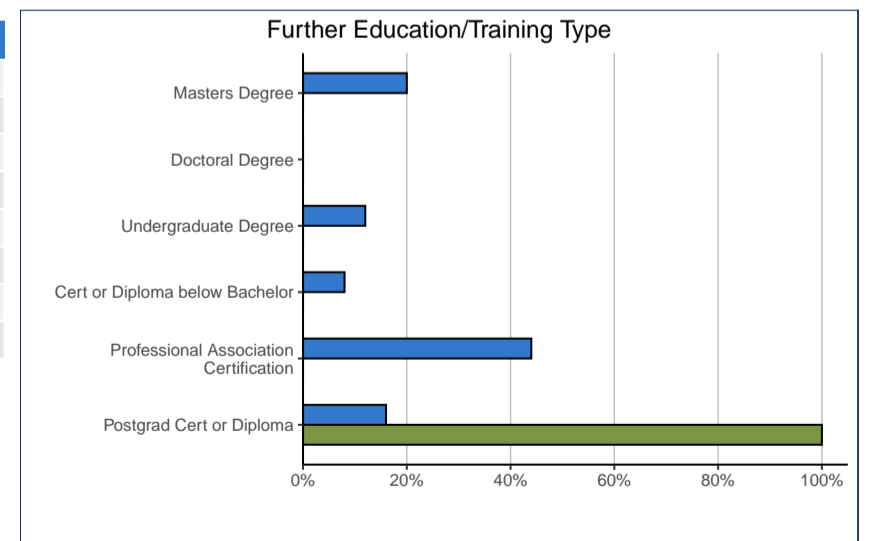


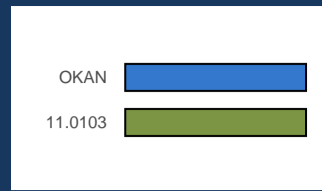
FURTHER EDUCATION

Took further education since 2020 graduation:	11.0103		OKAN	
Yes	1	10%	26	32%
Not currently enrolled	1	10%	13	16%
Currently enrolled full-time	0	0%	5	6%
Currently enrolled part-time	0	0%	7	9%
No	9	90%	56	68%
Total	10	100%	82	100%



Type of Formal Post-Secondary Education:	11.0103		OKAN	
Masters Degree	0	0%	5	20%
Doctoral Degree	0	0%	0	0%
Another Undergraduate Degree	0	0%	3	12%
Certificate or Diploma below Bachelor level	0	0%	2	8%
Professional Association Certification	0	0%	11	44%
Postgraduate Certificate or Diploma	1	100%	4	16%
Other	0	0%	0	0%
Total	1	100%	25	100%





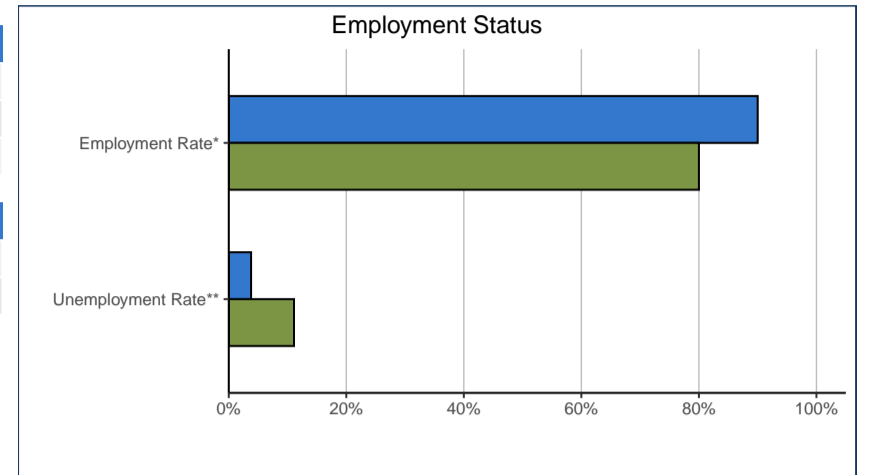
EMPLOYMENT

Labour Force Status:	11.0103		OKAN	
In Labour Force (working or seeking work)	9	90%	78	95%
Not in Labour Force	1	10%	4	5%
Total	10	100%	82	100%

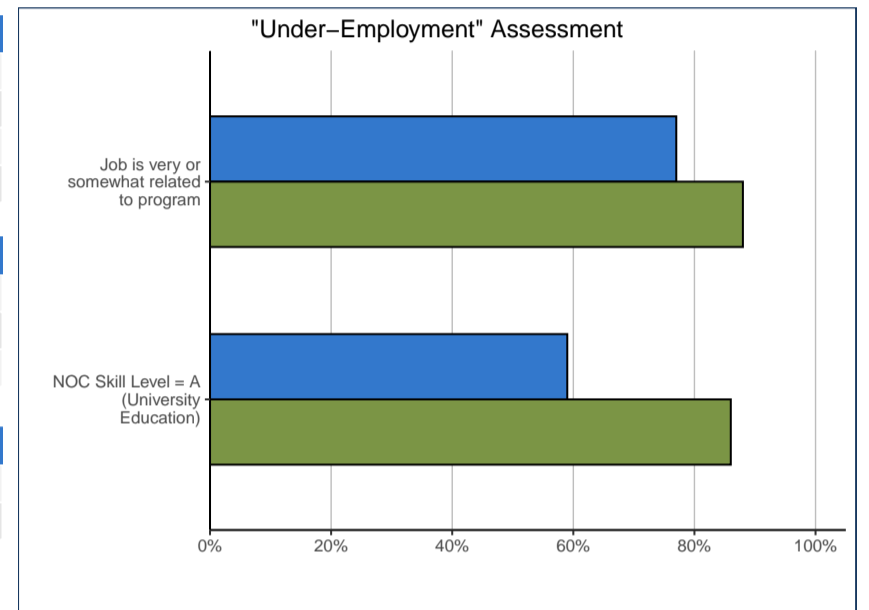
Employment:	11.0103		OKAN	
Employment Rate*	8	80%	75	90%
Unemployment Rate**	1	11.1%	3	3.8%

*Percent = Total employed divided by total number of respondents

**Percent = Total unemployed divided by total number in Labour Force



Status of Graduates NOT in Labour Force:	11.0103		OKAN	
Attending School FT	0	0%	1	25%
Attending School PT	0	0%	1	25%
Other	1	100%	2	50%
Total NOT in Labour Force	1	100%	4	100%



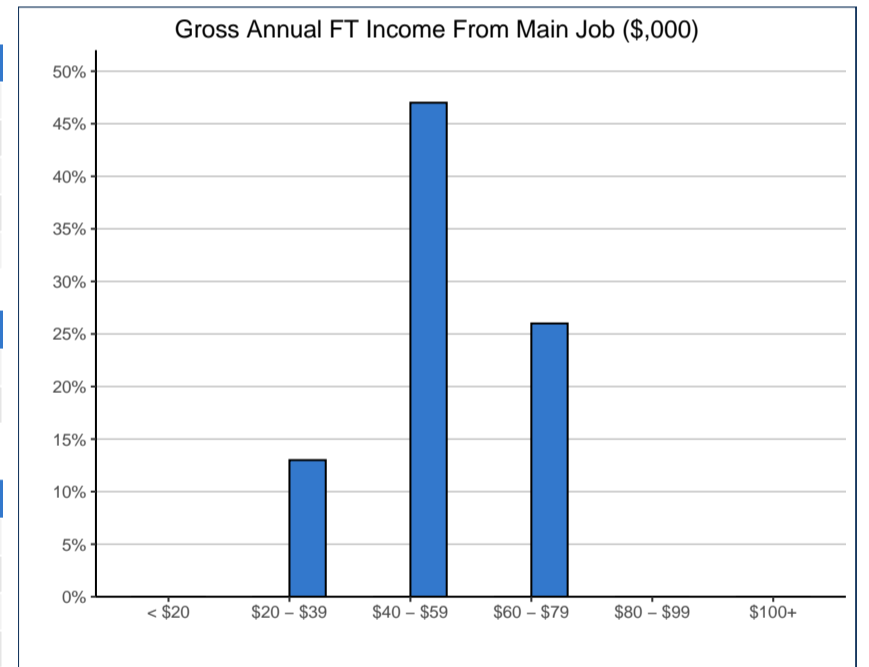
Primary Employment Type:	11.0103		OKAN	
Paid worker	5	63%	64	85%
Self-employed	3	38%	11	15%
Total	8	100%	75	100%

Job Characteristics:	11.0103		OKAN	
I hold more than one job*	1	13%	10	13%
My main job is full-time (>= 30 hours per week)**	6	100%	70	97%

*Of total Employed

**Of those who provided data on hours/week worked

How related is your main job to your program?	11.0103		OKAN	
Very Related	4	50%	41	55%
Somewhat Related	3	38%	17	23%
Not Very Related	1	13%	12	16%
Not at All Related	0	0%	5	7%
Total	8	100%	75	100%



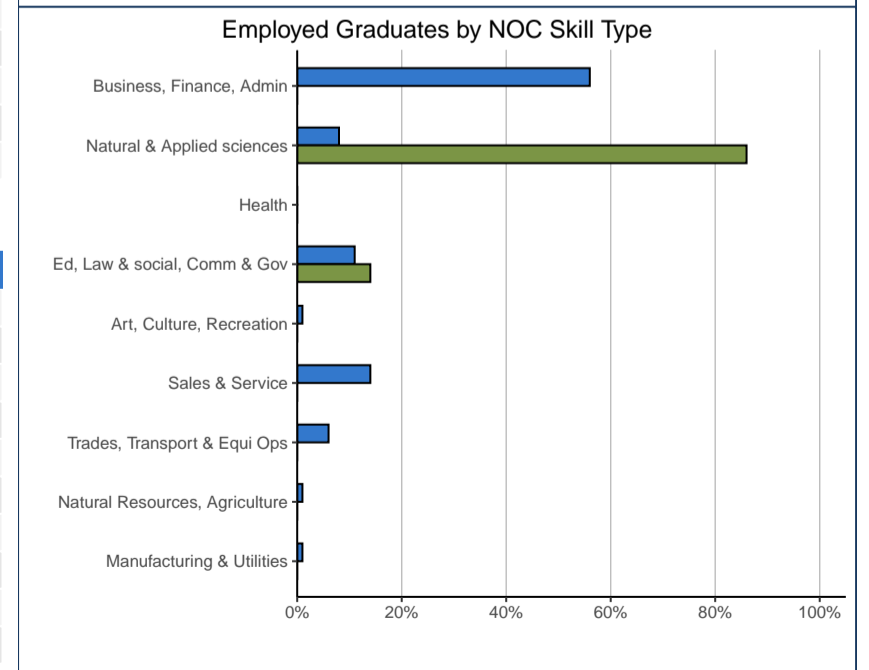
"Under-employment" Assessment:	11.0103		OKAN	
Job is very or somewhat related to program	7	88%	58	77%
NOC Skill Level = A (University Education)*	6	86%	42	59%

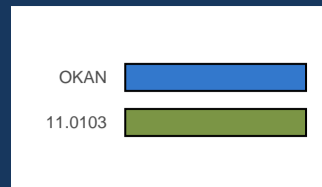
*Of total valid responses

Gross Annual Income from Main Job:*	11.0103		OKAN	
Less than \$20,000	0	0%	0	0%
\$20,000 to \$39,999	~	~	8	13%
\$40,000 to \$59,999	~	~	29	47%
\$60,000 to \$79,999	~	~	16	26%
\$80,000 to \$99,999	0	0%	~	~
\$100,000 and Above	0	0%	~	~
Total	5	100%	62	100%
Median Annual Income (full-time) (\$)	60,000		55,894	
Average Annual Income (full-time) (\$)	56,097		66,727	

*Where data provided

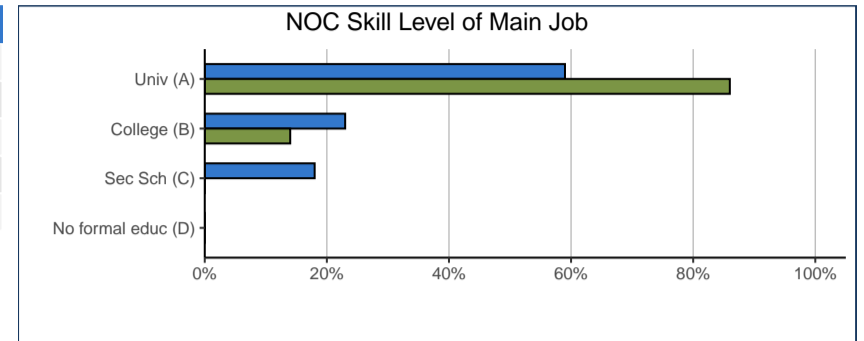
NOC Skill Type of Main Job:	11.0103		OKAN	
Business, finance & administration	0	0%	40	56%
Natural & applied sciences & related	6	86%	6	8%
Health	0	0%	0	0%
Education, law and social, community & government	1	14%	8	11%
Art, culture, recreation & sport	0	0%	1	1%
Sales & service	0	0%	10	14%
Trades, transport & equipment operators & related	0	0%	4	6%
Natural resources, agriculture & related production	0	0%	1	1%
Manufacturing & utilities	0	0%	1	1%
Total	7	100%	71	100%



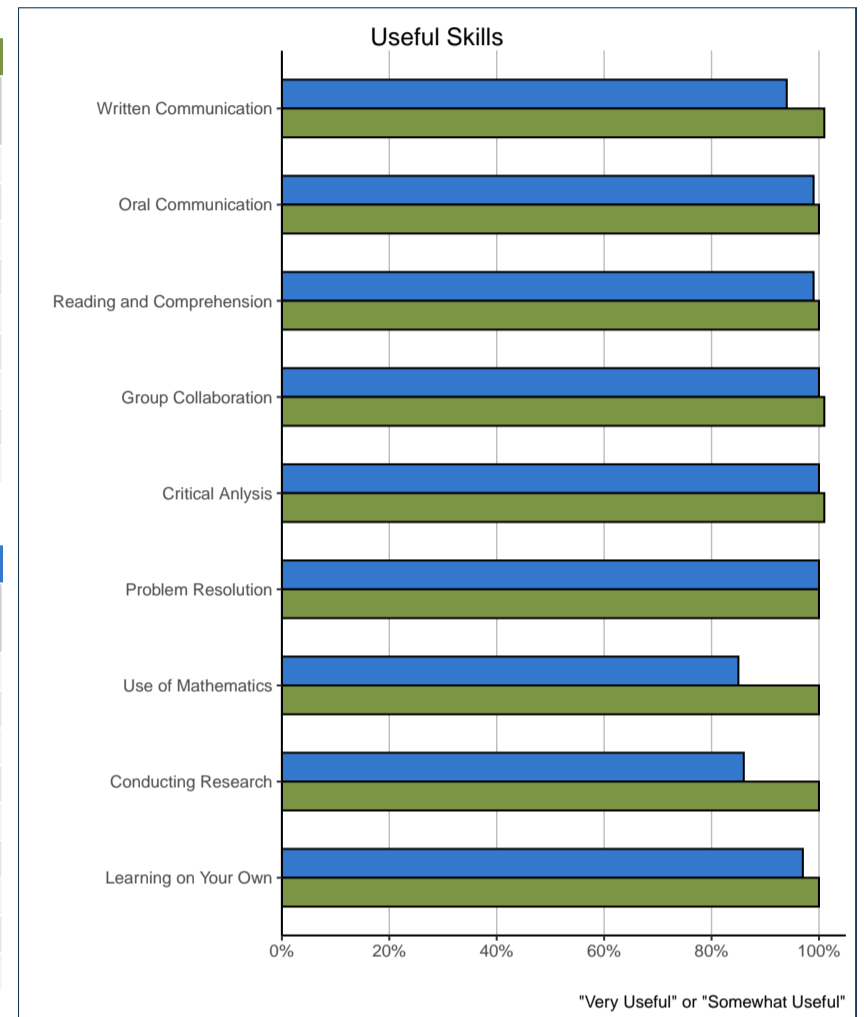


EMPLOYMENT, continued

NOC Skill Level of Main Job:	11.0103		OKAN	
	#	%	#	%
A. University education	6	86%	42	59%
B. College education/trade apprenticeship	1	14%	16	23%
C. Secondary school + job-specific training	0	0%	13	18%
D. No formal education	0	0%	0	0%
Total	7	100%	71	100%



How useful are the following skills and abilities in doing your main job?	11.0103				# Resp.
	Very Useful	Somewhat Useful	Not Very Useful	Not at All Useful	
Written Communication	88%	13%	0%	0%	8
Oral Communication	100%	0%	0%	0%	8
Reading and Comprehension	100%	0%	0%	0%	8
Group Collaboration	88%	13%	0%	0%	8
Critical Analysis	88%	13%	0%	0%	8
Problem Resolution	100%	0%	0%	0%	8
Use of Mathematics	50%	50%	0%	0%	8
Conducting Research	50%	50%	0%	0%	8
Learning on Your Own	100%	0%	0%	0%	8



How useful are the following skills and abilities in doing your main job?	OKAN				# Resp.
	Very Useful	Somewhat Useful	Not Very Useful	Not at All Useful	
Written Communication	72%	22%	5%	1%	74
Oral Communication	80%	19%	0%	1%	74
Reading and Comprehension	72%	27%	1%	0%	74
Group Collaboration	77%	23%	0%	0%	74
Critical Analysis	89%	11%	0%	0%	74
Problem Resolution	86%	14%	0%	0%	74
Use of Mathematics	44%	41%	11%	4%	73
Conducting Research	40%	46%	11%	3%	72
Learning on Your Own	73%	24%	3%	0%	74

Top 10 Full-time Occupations of 11.0103 Graduates:			11.0103
NOC	NOC Skill Level	Description	% Employed FT in this Occ.**
*			
*			
*			
*			
*			
*			
*			
*			
*			
*			

* Data not displayed where n < 5
** Percentages cited are of those employed

Top 10 Full-time Occupations of OKAN Graduates:			OKAN
NOC	NOC Skill Level	Description	% Employed FT in this Occ.**
1111	A	Financial auditors and accountants	13%
*			
*			
*			
*			
*			
*			
*			
*			
*			

* Data not displayed where n < 5
** Percentages cited are of those employed

EDUCATION FINANCING

Funding Sources (3 sources allowed):*	11.0103		OKAN	
Personal savings, investments	5	50%	39	49%
Employment while studying	4	40%	48	60%
Family/Friends	4	40%	42	53%
Personal bank loans	1	10%	7	9%
Government student loans	4	40%	19	24%
Scholarships/Bursaries/Grants	5	50%	30	38%
Other	1	10%	12	15%
Total	10		80	

* Percentage of respondents who identified this source

Financial Debt Incurred to Finance Bac. Ed.:*	11.0103		OKAN	
Incurred any form of financial debt	5	50%	33	41%
Incurred government-sponsored student loan debt	4	40%	24	29%

* Percentage of respondents who provided data

Financial Debt Amount:*	11.0103		OKAN	
< \$1,000	0	0%	0	0%
\$1,000 to \$4,999	0	0%	0	0%
\$5,000 to \$9,999	0	0%	7	23%
\$10,000 to \$14,999	0	0%	3	10%
\$15,000 to \$19,999	1	25%	4	13%
\$20,000 to \$29,999	1	25%	6	20%
\$30,000 to \$39,999	1	25%	4	13%
\$40,000 or More	1	25%	6	20%
Total	4	100%	30	100%
Median Financial Debt (\$)	27,500		20,000	

* Includes only cases where financial debt was incurred

Gov't-Sponsored Student Loan Debt Amount:*	11.0103		OKAN	
< \$1,000	0	0%	0	0%
\$1,000 to \$4,999	1	33%	1	5%
\$5,000 to \$9,999	0	0%	6	30%
\$10,000 to \$14,999	0	0%	1	5%
\$15,000 to \$19,999	0	0%	1	5%
\$20,000 to \$29,999	1	33%	3	15%
\$30,000 to \$39,999	1	33%	3	15%
\$40,000 or More	0	0%	5	25%
Total	3	100%	20	100%
Median Gov't-Sponsored Loan Debt (\$)	20,000		20,000	

* Includes only cases where government-sponsored debt was incurred

Gov't-Sponsored Loan Debt Outstanding:*	11.0103		OKAN	
None – Loan repaid in full	2	67%	8	38%
< \$1,000	0	0%	0	0%
\$1,000 to \$4,999	0	0%	1	5%
\$5,000 to \$9,999	0	0%	1	5%
\$10,000 to \$14,999	0	0%	1	5%
\$15,000 to \$19,999	0	0%	1	5%
\$20,000 to \$29,999	1	33%	3	14%
\$30,000 to \$39,999	0	0%	4	19%
\$40,000 or More	0	0%	2	10%
Total	3	100%	21	100%
Median Gov't-Sponsored Loan Debt Outstanding** (\$)	24,000		25,000	

* Includes only cases where government-sponsored debt was incurred, and valid "amount remaining" was provided

** Median amounts shown are based on those who had remaining government student loan debt

