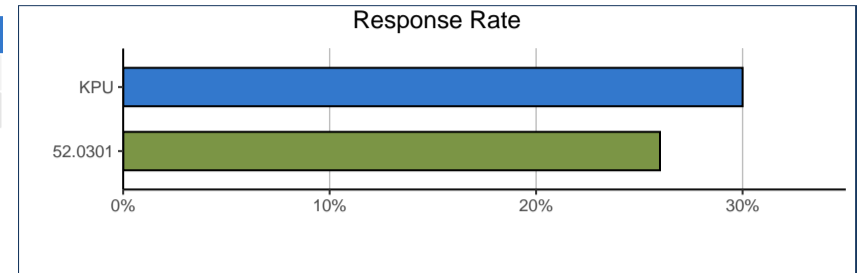


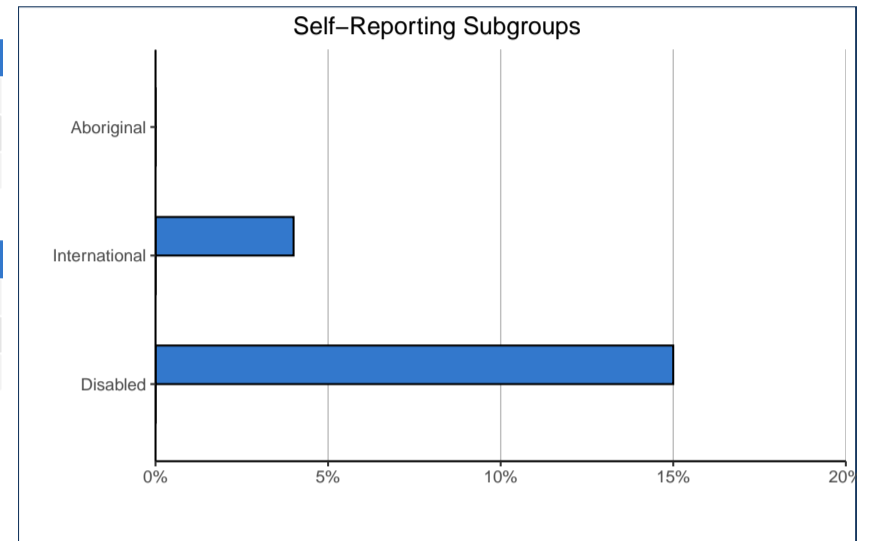
**RESPONSE RATE**

Survey Response Rate:	52.0301		KPU	
Baccalaureate Graduates Survey Cohort	125	100%	1,115	100%
Survey Respondents and Response Rate	33	26%	338	30%



**DEMOGRAPHIC INFORMATION**

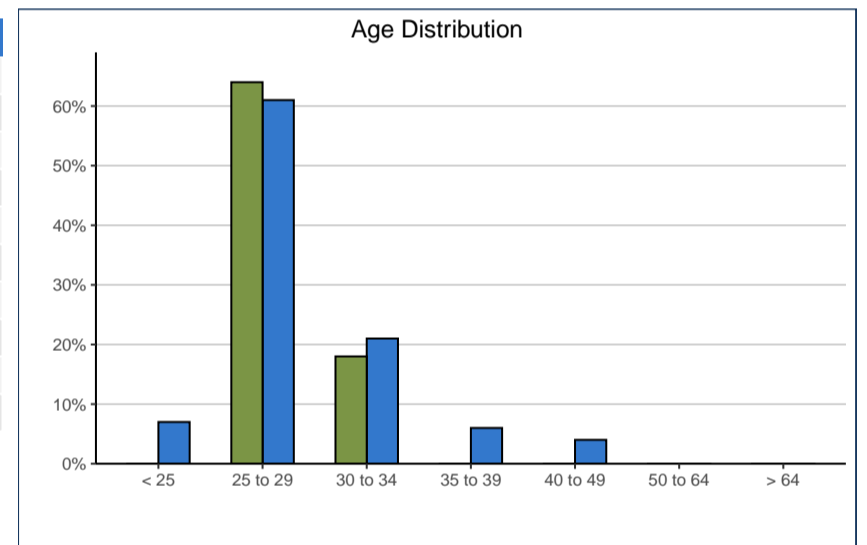
Self-Reporting Subgroups:	52.0301		KPU	
Disabled	~	~	48	15%
International	~	~	15	4%
Aboriginal	0	0%	~	~



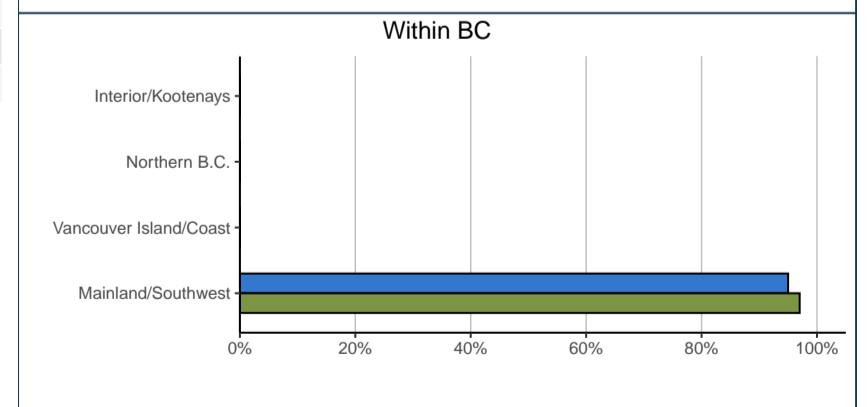
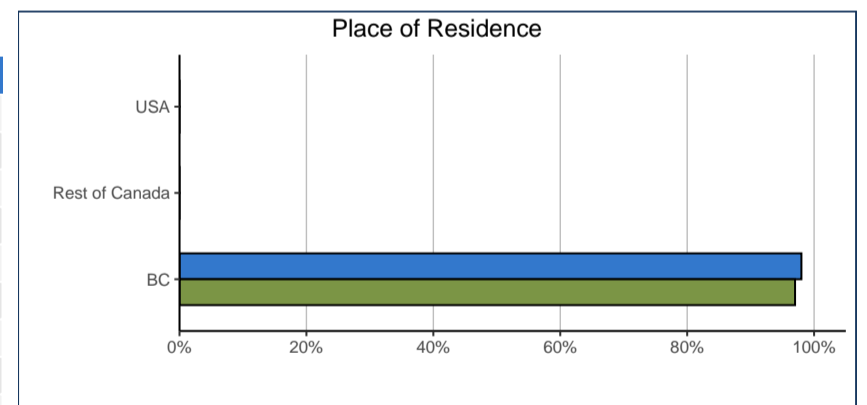
Gender:*	52.0301		KPU	
Male	16	48%	125	37%
Female	17	52%	211	63%
Total	33	100%	336	100%

\*Due to zero or low counts, institution-reported "Non-binary" demographic data are not included.

Age (at time of survey):	52.0301		KPU	
< 25	~	~	24	7%
25 to 29	21	64%	206	61%
30 to 34	6	18%	71	21%
35 to 39	~	~	19	6%
40 to 49	~	~	13	4%
50 to 64	0	0%	~	~
> 64	0	0%	~	~
Total	33	100%	338	100%
Median Age	28		28	
Average (mean) Age	30		29	



Place of Residence (at time of survey):	52.0301		KPU	
BC – Mainland/Southwest	29	97%	286	95%
BC – Vancouver Island/Coast	0	0%	~	~
BC – Northern B.C.	0	0%	~	~
BC – Interior/Kootenays	0	0%	~	~
BC Subtotal	29	97%	294	98%
Canada – Alberta	0	0%	~	~
Canada – Ontario	~	~	~	~
Canada – Other	0	0%	~	~
U.S.A.	0	0%	~	~
Non-BC Subtotal	~	~	6	2%
Total	~	~	300	100%



EDUCATION EVALUATION AND SKILL DEVELOPMENT

Program Satisfaction:	52.0301		KPU	
Very Satisfied	14	42%	95	28%
Satisfied	18	55%	200	60%
Dissatisfied	1	3%	31	9%
Very Dissatisfied	0	0%	10	3%
Total	33	100%	336	100%

Usefulness of Knowledge, Skills, and Abilities Acquired during Program in Work:	52.0301		KPU	
Very Useful	14	54%	115	41%
Somewhat Useful	11	42%	123	43%
Not Very Useful	0	0%	37	13%
Not at All Useful	1	4%	8	3%
Total	26	100%	283	100%

Took upgrading, access, bridging, or other preparatory courses during or prior to studies:	52.0301		KPU	
Yes	6	19%	42	13%
No	26	81%	280	87%

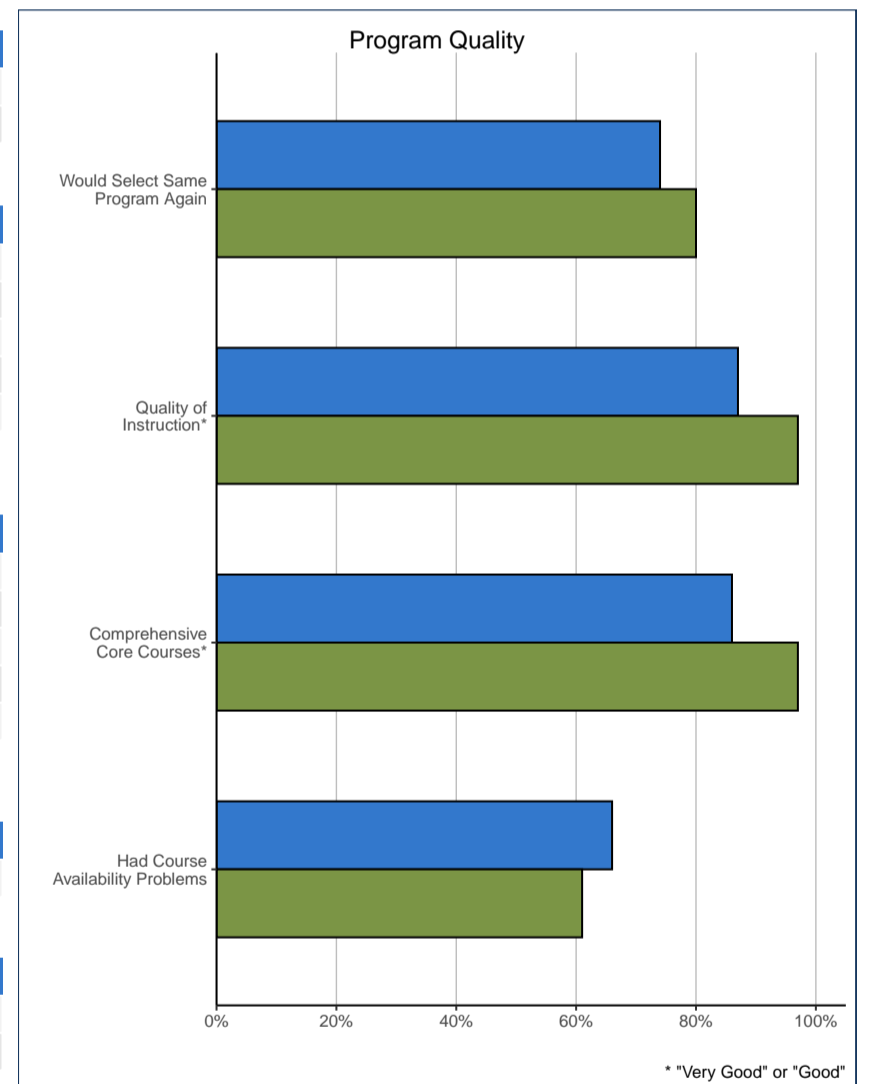
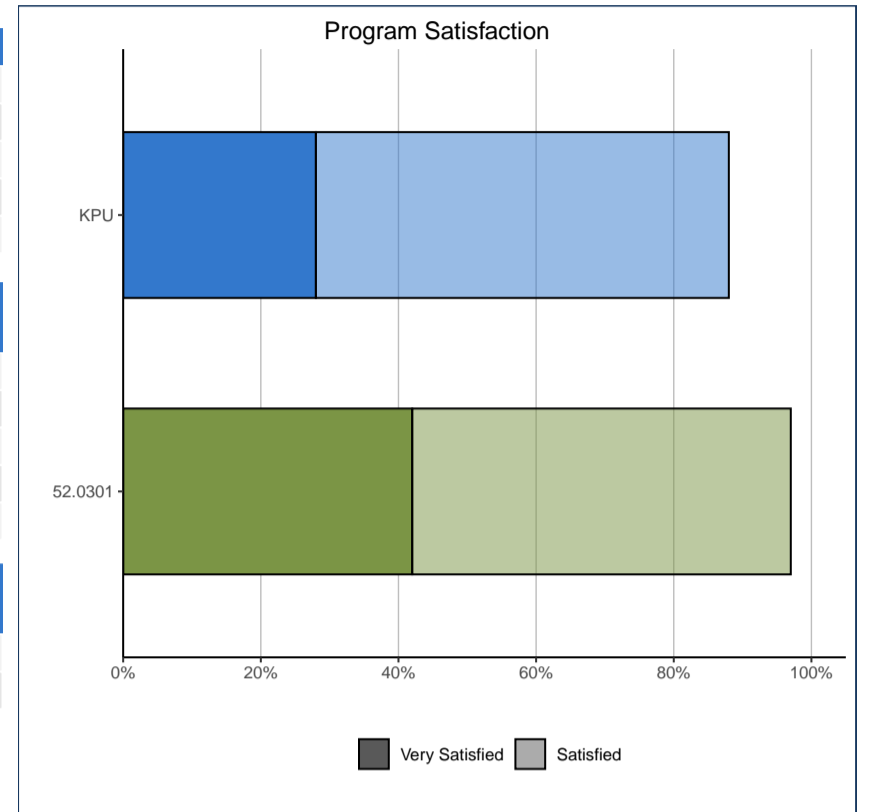
Would select the same program again:	52.0301		KPU	
Yes	24	80%	214	74%
No	6	20%	77	26%

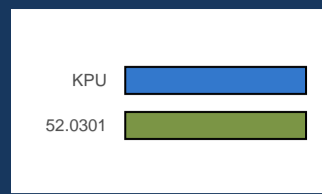
Quality of Instruction:	52.0301		KPU	
Very Good	11	34%	100	30%
Good	20	63%	192	57%
Poor	1	3%	32	10%
Very Poor	0	0%	11	3%
Total	32	100%	335	100%

Comprehensiveness of Core Courses:	52.0301		KPU	
Very Good	12	38%	99	30%
Good	19	59%	184	56%
Poor	1	3%	38	11%
Very Poor	0	0%	10	3%
Total	32	100%	331	100%

Course Availability:	52.0301		KPU	
Encountered course availability problems	20	61%	218	66%

Financial Constraints:	52.0301		KPU	
Had to interrupt studies for financial reasons	6	18%	71	21%
Had to take program part-time for financial reasons	9	27%	108	33%

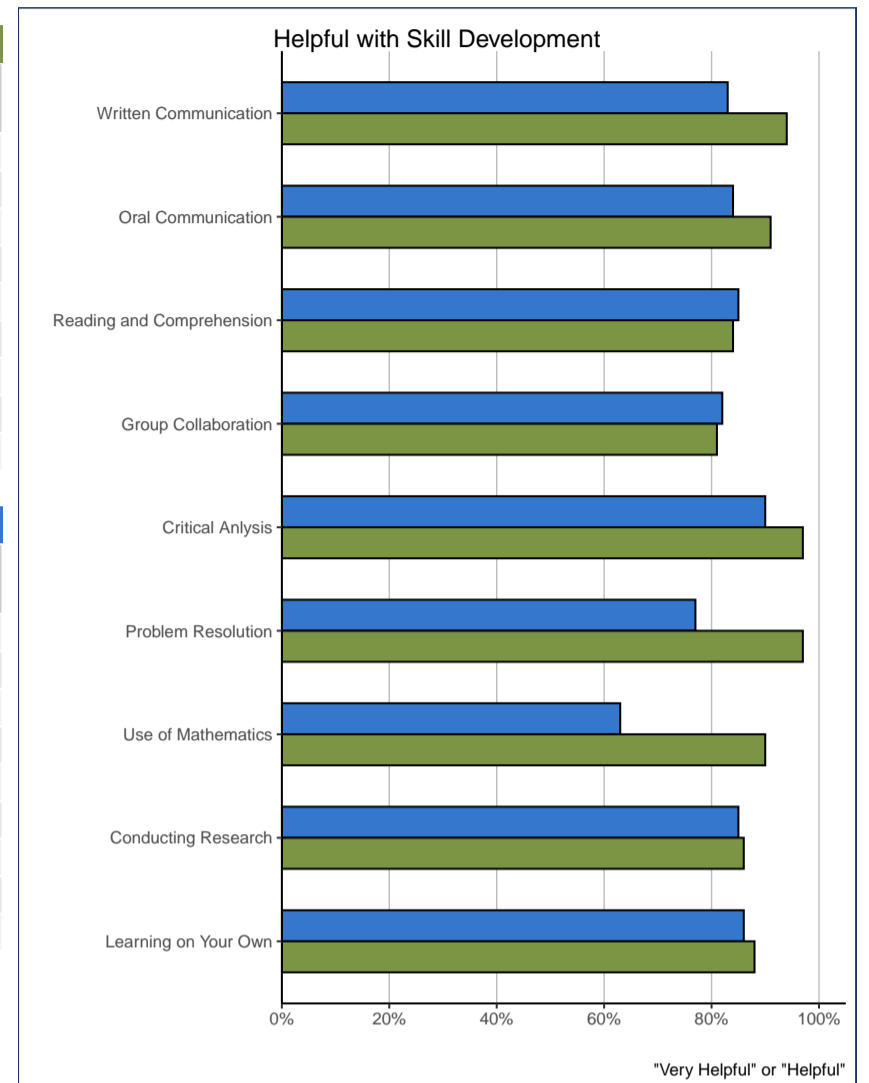




SKILL DEVELOPMENT

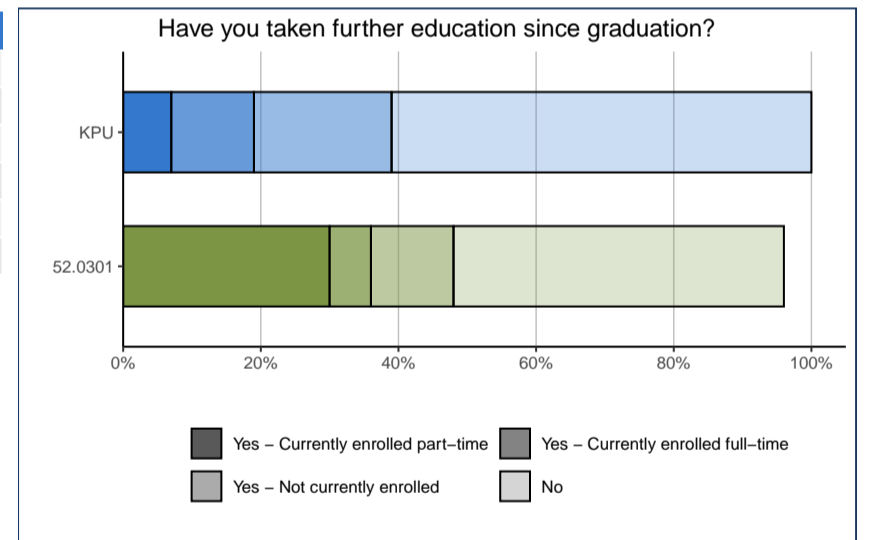
	52.0301				
Skill Development: How helpful was institution?	Very Helpful	Helpful	Not Very Helpful	Not at All Helpful	# Resp.
Written Communication	23%	71%	3%	3%	31
Oral Communication	19%	72%	6%	3%	32
Reading and Comprehension	25%	59%	16%	0%	32
Group Collaboration	34%	47%	19%	0%	32
Critical Analysis	39%	58%	3%	0%	33
Problem Resolution	33%	64%	3%	0%	33
Use of Mathematics	35%	55%	10%	0%	31
Conducting Research	18%	68%	14%	0%	28
Learning on Your Own	30%	58%	9%	3%	33

	KPU				
Skill Development: How helpful was institution?	Very Helpful	Helpful	Not Very Helpful	Not at All Helpful	# Resp.
Written Communication	32%	51%	14%	2%	327
Oral Communication	34%	50%	13%	2%	329
Reading and Comprehension	31%	54%	13%	2%	330
Group Collaboration	36%	46%	16%	2%	331
Critical Analysis	42%	48%	8%	2%	336
Problem Resolution	26%	51%	20%	3%	328
Use of Mathematics	15%	48%	27%	10%	260
Conducting Research	37%	48%	12%	3%	320
Learning on Your Own	37%	49%	13%	2%	328

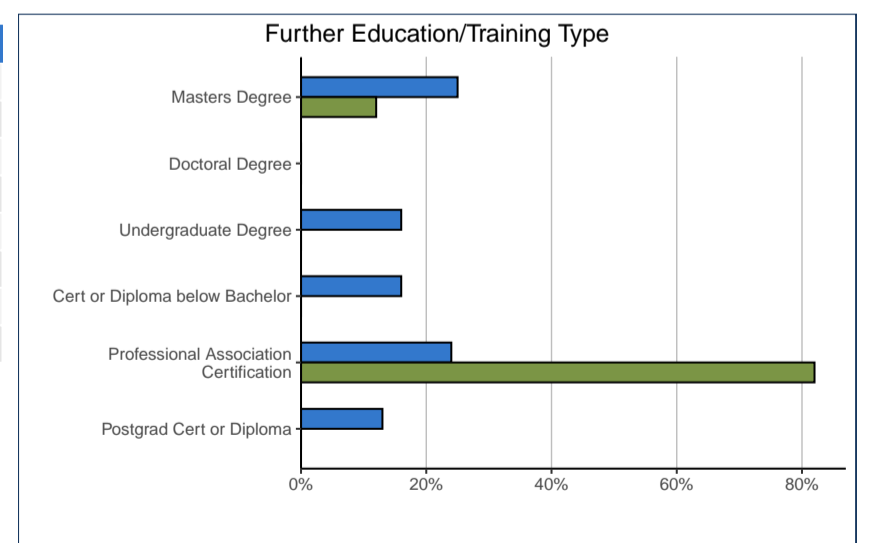


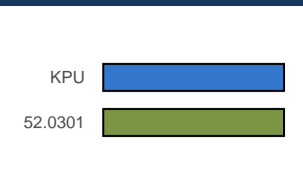
FURTHER EDUCATION

Took further education since 2021 graduation:	52.0301		KPU	
Yes	17	52%	132	39%
Not currently enrolled	4	12%	66	20%
Currently enrolled full-time	2	6%	39	12%
Currently enrolled part-time	10	30%	24	7%
No	16	48%	203	61%
Total	33	100%	335	100%



Type of Formal Post-Secondary Education:	52.0301		KPU	
Masters Degree	2	12%	32	25%
Doctoral Degree	0	0%	0	0%
Another Undergraduate Degree	0	0%	20	16%
Certificate or Diploma below Bachelor level	0	0%	20	16%
Professional Association Certification	14	82%	31	24%
Postgraduate Certificate or Diploma	0	0%	17	13%
Other	1	6%	8	6%
Total	17	100%	128	100%





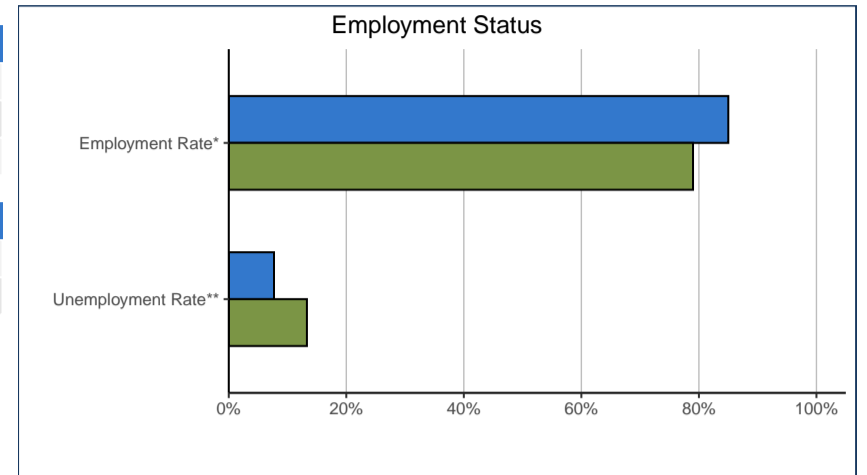
**EMPLOYMENT**

Labour Force Status:	52.0301		KPU	
In Labour Force (working or seeking work)	30	91%	310	94%
Not in Labour Force	3	9%	20	6%
Total	33	100%	330	100%

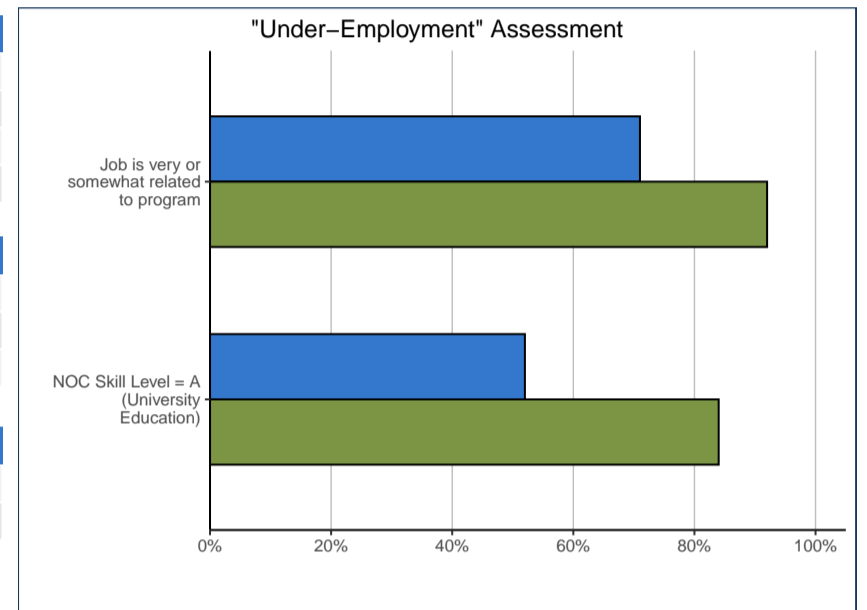
Employment:	52.0301		KPU	
Employment Rate*	26	79%	286	85%
Unemployment Rate**	4	13.3%	24	7.7%

\*Percent = Total employed divided by total number of respondents

\*\*Percent = Total unemployed divided by total number in Labour Force



Status of Graduates NOT in Labour Force:	52.0301		KPU	
Attending School FT	0	0%	8	40%
Attending School PT	1	33%	2	10%
Other	2	67%	10	50%
Total NOT in Labour Force	3	100%	20	100%



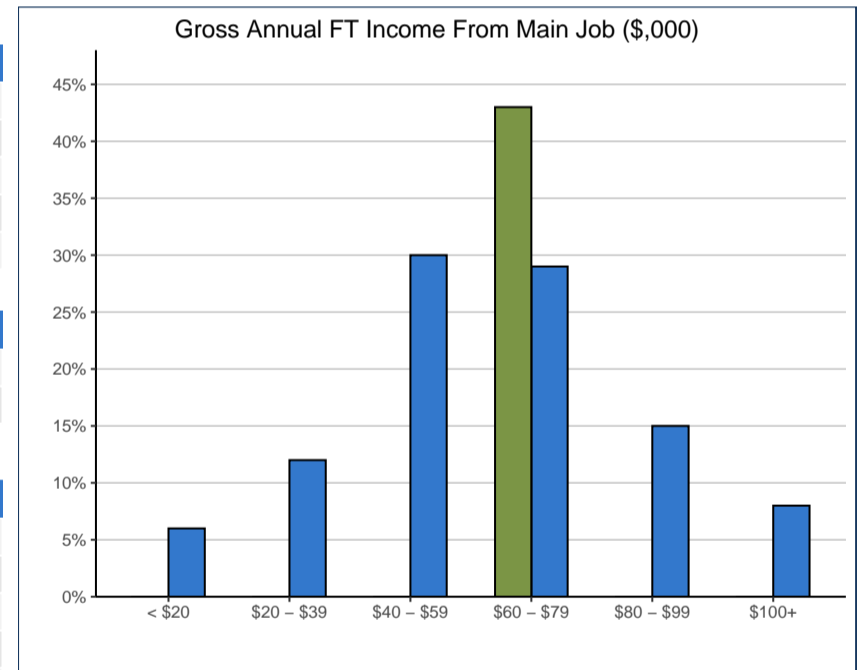
Primary Employment Type:	52.0301		KPU	
Paid worker	26	100%	268	94%
Self-employed	0	0%	18	6%
Total	26	100%	286	100%

Job Characteristics:	52.0301		KPU	
I hold more than one job*	0	0%	51	18%
My main job is full-time (>= 30 hours per week)**	26	100%	241	90%

\*Of total Employed

\*\*Of those who provided data on hours/week worked

How related is your main job to your program?	52.0301		KPU	
Very Related	20	77%	121	42%
Somewhat Related	4	15%	83	29%
Not Very Related	2	8%	38	13%
Not at All Related	0	0%	44	15%
Total	26	100%	286	100%



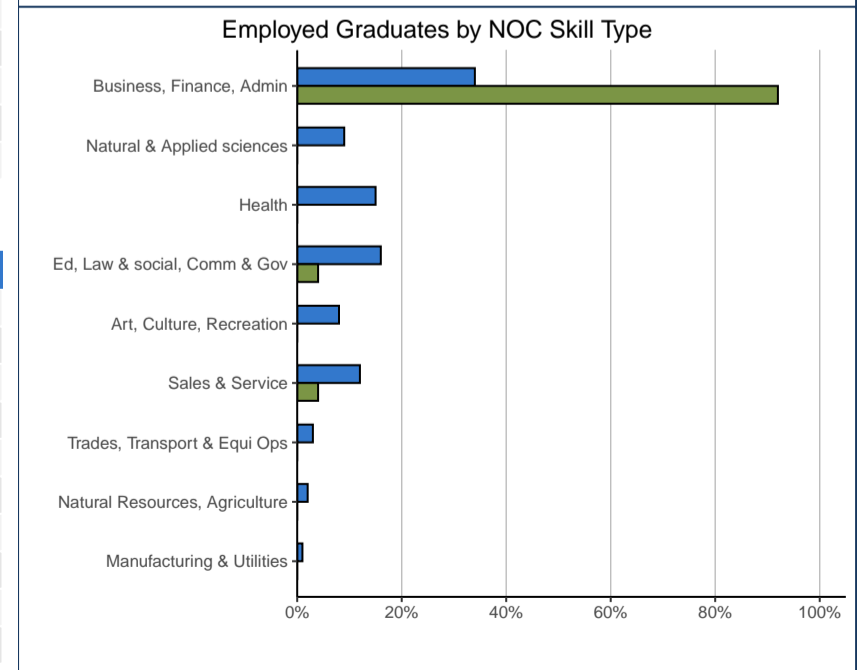
"Under-employment" Assessment:	52.0301		KPU	
Job is very or somewhat related to program	24	92%	204	71%
NOC Skill Level = A (University Education)*	21	84%	137	52%

\*Of total valid responses

Gross Annual Income from Main Job:*	52.0301		KPU	
Less than \$20,000	0	0%	12	6%
\$20,000 to \$39,999	~	~	25	12%
\$40,000 to \$59,999	~	~	62	30%
\$60,000 to \$79,999	9	43%	61	29%
\$80,000 to \$99,999	0	0%	31	15%
\$100,000 and Above	~	~	17	8%
Total	21	100%	208	100%
Median Annual Income (full-time) (\$)	60,000		63,709	
Average Annual Income (full-time) (\$)	64,984		66,995	

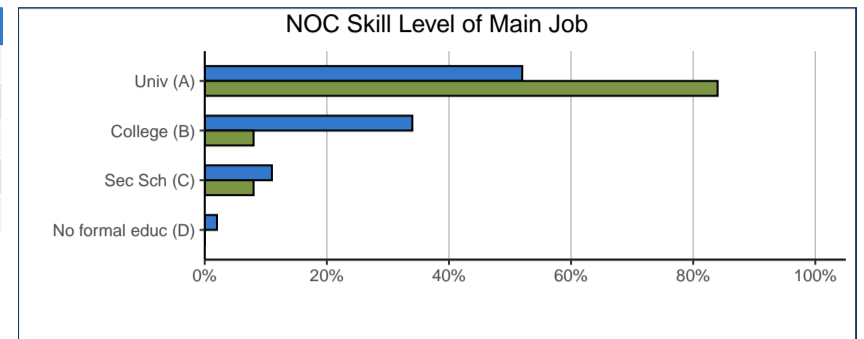
\*Where data provided

NOC Skill Type of Main Job:	52.0301		KPU	
Business, finance & administration	23	92%	89	34%
Natural & applied sciences & related	0	0%	24	9%
Health	0	0%	38	15%
Education, law and social, community & government	1	4%	43	16%
Art, culture, recreation & sport	0	0%	21	8%
Sales & service	1	4%	31	12%
Trades, transport & equipment operators & related	0	0%	9	3%
Natural resources, agriculture & related production	0	0%	4	2%
Manufacturing & utilities	0	0%	2	1%
Total	25	100%	261	100%

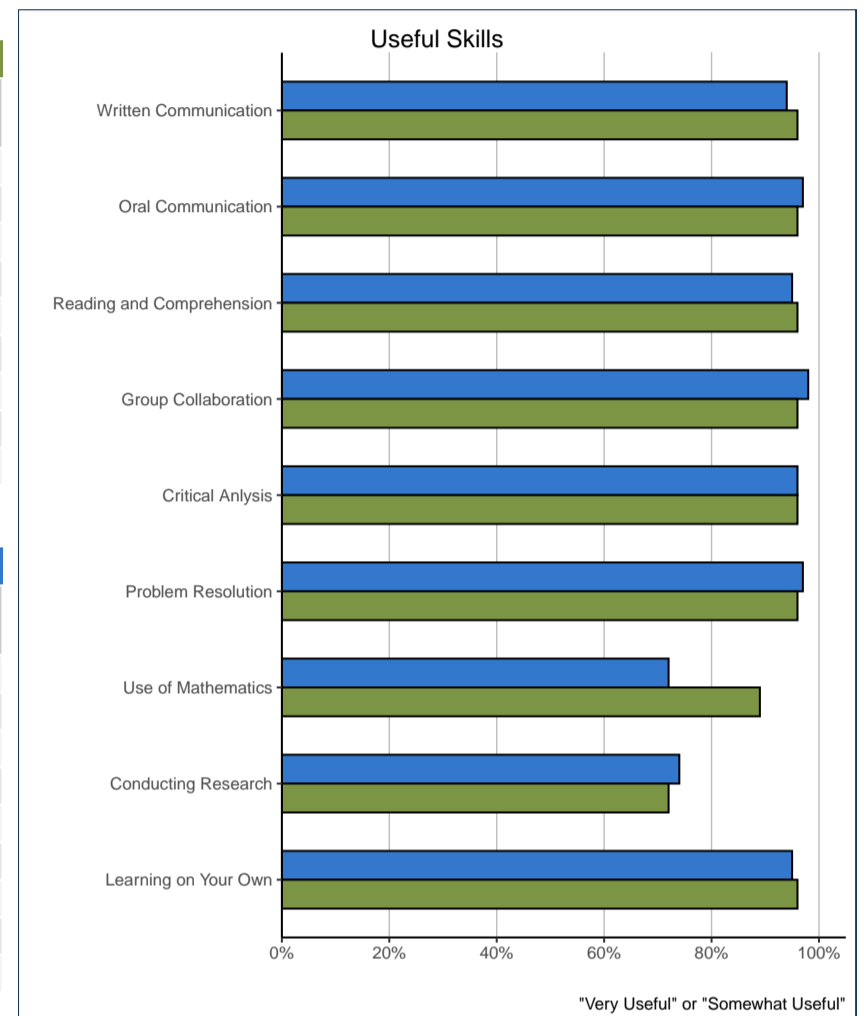


EMPLOYMENT, continued

NOC Skill Level of Main Job:	52.0301		KPU	
A. University education	21	84%	137	52%
B. College education/trade apprenticeship	2	8%	89	34%
C. Secondary school + job-specific training	2	8%	30	11%
D. No formal education	0	0%	5	2%
Total	25	100%	261	100%



How useful are the following skills and abilities in doing your main job?	52.0301				# Resp.
	Very Useful	Somewhat Useful	Not Very Useful	Not at All Useful	
Written Communication	81%	15%	4%	0%	26
Oral Communication	72%	24%	4%	0%	25
Reading and Comprehension	65%	31%	4%	0%	26
Group Collaboration	77%	19%	4%	0%	26
Critical Analysis	81%	15%	4%	0%	26
Problem Resolution	77%	19%	4%	0%	26
Use of Mathematics	54%	35%	4%	8%	26
Conducting Research	44%	28%	20%	8%	25
Learning on Your Own	65%	31%	4%	0%	26



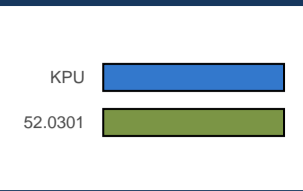
How useful are the following skills and abilities in doing your main job?	KPU				# Resp.
	Very Useful	Somewhat Useful	Not Very Useful	Not at All Useful	
Written Communication	74%	20%	5%	1%	285
Oral Communication	80%	17%	1%	1%	284
Reading and Comprehension	73%	22%	3%	2%	285
Group Collaboration	81%	17%	2%	0%	286
Critical Analysis	76%	20%	3%	1%	286
Problem Resolution	81%	16%	2%	0%	286
Use of Mathematics	30%	42%	20%	8%	276
Conducting Research	39%	35%	19%	8%	280
Learning on Your Own	70%	25%	4%	1%	284

Top 10 Full-time Occupations of 52.0301 Graduates:			52.0301
NOC	NOC Skill Level	Description	% Employed FT in this Occ.**
1111	A	Financial auditors and accountants	58%
*			
*			
*			
*			
*			
*			
*			
*			

\* Data not displayed where n < 5  
\*\* Percentages cited are of those employed

Top 10 Full-time Occupations of KPU Graduates:			KPU
NOC	NOC Skill Level	Description	% Employed FT in this Occ.**
3012	A	Registered nurses and registered psychiatric nurses	10%
1111	A	Financial auditors and accountants	6%
1121	A	Human resources professionals	5%
XXXX	O	Unclassified occupations	5%
4212	B	Social and community service workers	3%
2171	A	Information systems analysts and consultants	2%
1123	A	Professional occupations in advertising, marketing and public relations	2%
1221	B	Administrative officers	2%
4032	A	Elementary school and kindergarten teachers	2%
1223	B	Human resources and recruitment officers	2%

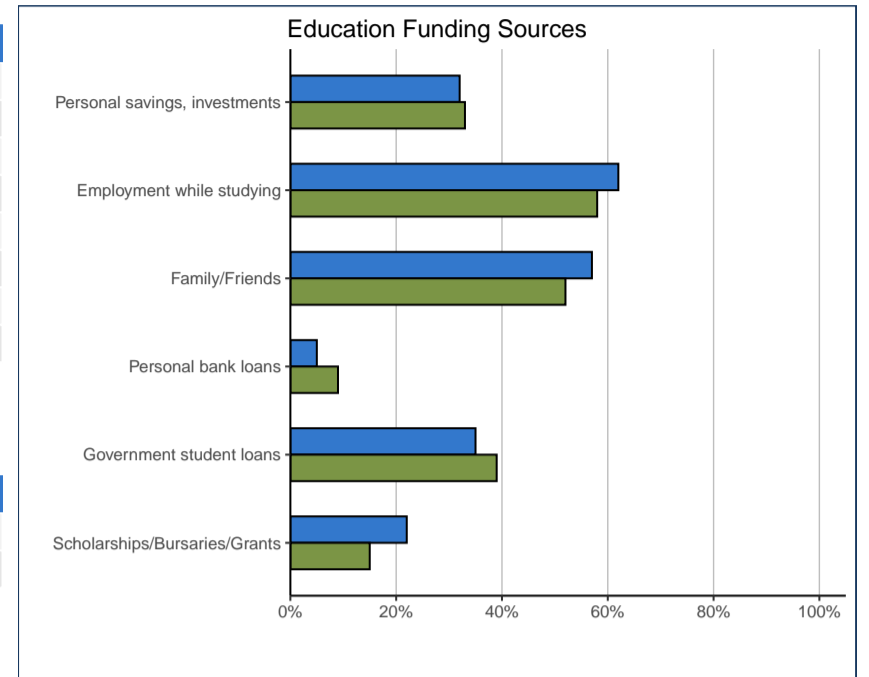
\* Data not displayed where n < 5  
\*\* Percentages cited are of those employed



**EDUCATION FINANCING**

Funding Sources (3 sources allowed):*	52.0301		KPU	
Personal savings, investments	11	33%	105	32%
Employment while studying	19	58%	201	62%
Family/Friends	17	52%	185	57%
Personal bank loans	3	9%	17	5%
Government student loans	13	39%	115	35%
Scholarships/Bursaries/Grants	5	15%	71	22%
Other	11	33%	50	15%
<b>Total</b>	<b>33</b>		<b>326</b>	

\* Percentage of respondents who identified this source

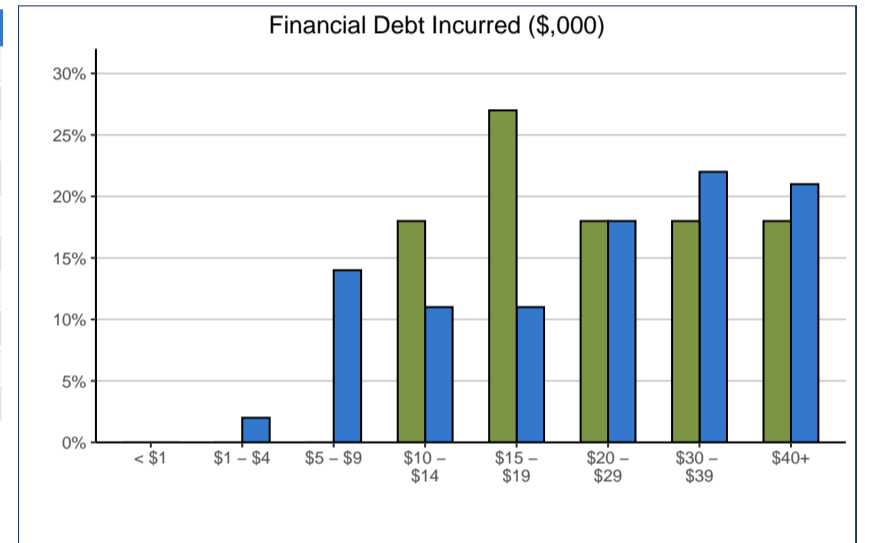


Financial Debt Incurred to Finance Bac. Ed.:*	52.0301		KPU	
Incurred any form of financial debt	16	48%	153	46%
Incurred government-sponsored student loan debt	15	45%	125	38%

\* Percentage of respondents who provided data

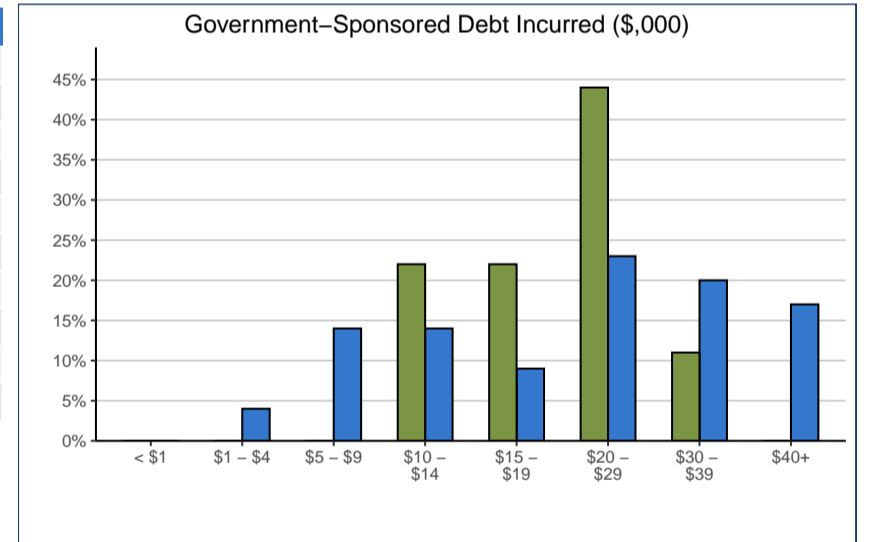
Financial Debt Amount:*	52.0301		KPU	
< \$1,000	0	0%	0	0%
\$1,000 to \$4,999	0	0%	2	2%
\$5,000 to \$9,999	0	0%	16	14%
\$10,000 to \$14,999	2	18%	13	11%
\$15,000 to \$19,999	3	27%	13	11%
\$20,000 to \$29,999	2	18%	21	18%
\$30,000 to \$39,999	2	18%	25	22%
\$40,000 or More	2	18%	24	21%
<b>Total</b>	<b>11</b>	<b>100%</b>	<b>114</b>	<b>100%</b>
Median Financial Debt (\$)	20,000		23,000	

\* Includes only cases where financial debt was incurred



Gov't-Sponsored Student Loan Debt Amount:*	52.0301		KPU	
< \$1,000	0	0%	0	0%
\$1,000 to \$4,999	0	0%	3	4%
\$5,000 to \$9,999	0	0%	11	14%
\$10,000 to \$14,999	2	22%	11	14%
\$15,000 to \$19,999	2	22%	7	9%
\$20,000 to \$29,999	4	44%	19	23%
\$30,000 to \$39,999	1	11%	16	20%
\$40,000 or More	0	0%	14	17%
<b>Total</b>	<b>9</b>	<b>100%</b>	<b>81</b>	<b>100%</b>
Median Gov't-Sponsored Loan Debt (\$)	20,000		22,000	

\* Includes only cases where government-sponsored debt was incurred



Gov't-Sponsored Loan Debt Outstanding:*	52.0301		KPU	
None - Loan repaid in full	5	42%	28	29%
< \$1,000	0	0%	0	0%
\$1,000 to \$4,999	0	0%	4	4%
\$5,000 to \$9,999	3	25%	11	11%
\$10,000 to \$14,999	1	8%	8	8%
\$15,000 to \$19,999	2	17%	8	8%
\$20,000 to \$29,999	1	8%	18	19%
\$30,000 to \$39,999	0	0%	8	8%
\$40,000 or More	0	0%	11	11%
<b>Total</b>	<b>12</b>	<b>100%</b>	<b>96</b>	<b>100%</b>
Median Gov't-Sponsored Loan Debt Outstanding** (\$)	11,000		20,000	

\* Includes only cases where government-sponsored debt was incurred, and valid "amount remaining" was provided

\*\* Median amounts shown are based on those who had remaining government student loan debt

