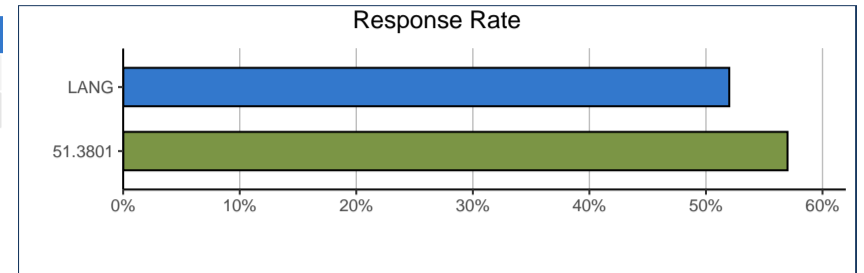


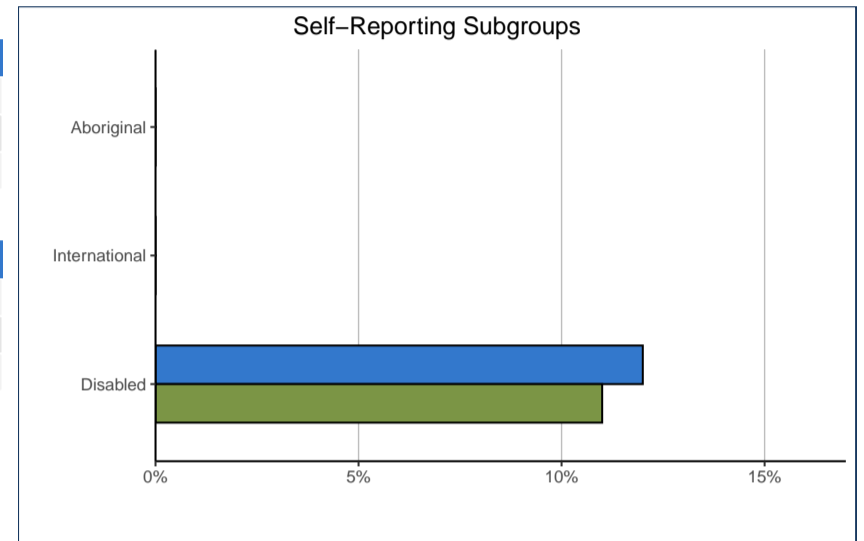
RESPONSE RATE

Survey Response Rate:	51.3801		LANG	
Baccalaureate Graduates Survey Cohort	151	100%	258	100%
Survey Respondents and Response Rate	86	57%	135	52%



DEMOGRAPHIC INFORMATION

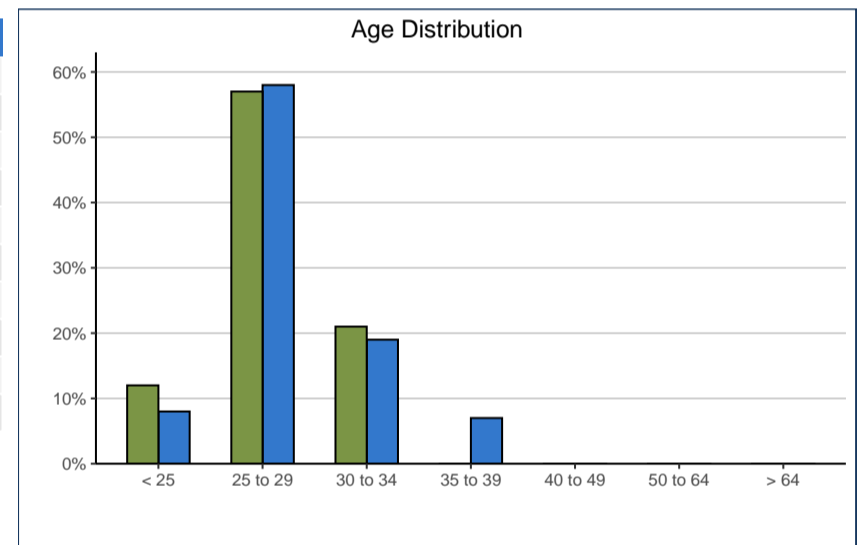
Self-Reporting Subgroups:	51.3801		LANG	
Disabled	9	11%	15	12%
International	0	0%	~	~
Aboriginal	0	0%	0	0%



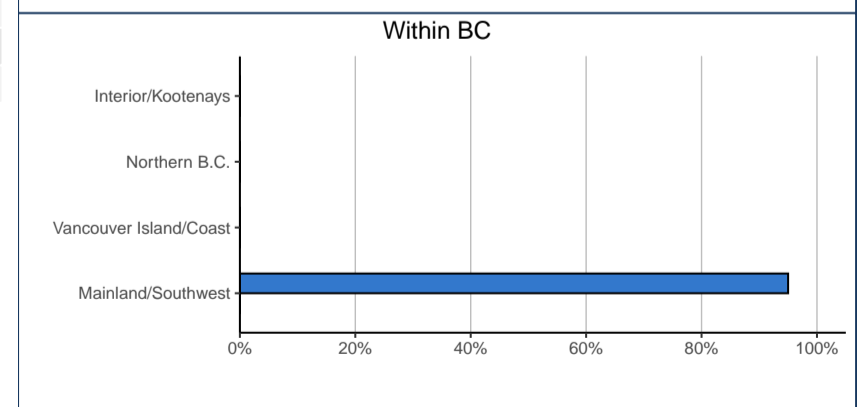
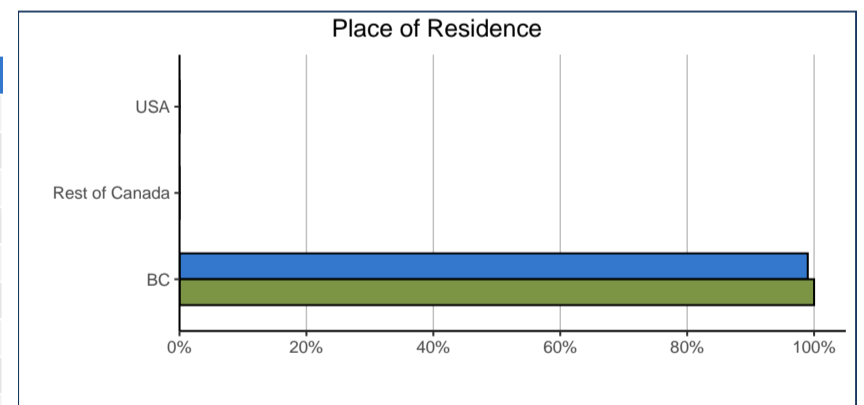
Gender:*	51.3801		LANG	
Male	18	21%	35	26%
Female	67	79%	99	74%
Total	85	100%	134	100%

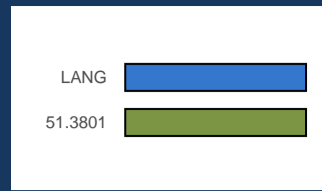
*Due to zero or low counts, institution-reported "Non-binary" demographic data are not included.

Age (at time of survey):	51.3801		LANG	
< 25	10	12%	11	8%
25 to 29	49	57%	78	58%
30 to 34	18	21%	25	19%
35 to 39	~	~	10	7%
40 to 49	~	~	~	~
50 to 64	0	0%	~	~
> 64	0	0%	0	0%
Total	86	100%	135	100%
Median Age	27		28	
Average (mean) Age	29		30	



Place of Residence (at time of survey):	51.3801		LANG	
BC – Mainland/Southwest	~	~	109	95%
BC – Vancouver Island/Coast	0	0%	~	~
BC – Northern B.C.	0	0%	0	0%
BC – Interior/Kootenays	~	~	~	~
BC Subtotal	75	100%	114	99%
Canada – Alberta	0	0%	~	~
Canada – Ontario	0	0%	0	0%
Canada – Other	0	0%	0	0%
U.S.A.	0	0%	0	0%
Non-BC Subtotal	0	0%	~	~
Total	75	100%	~	~



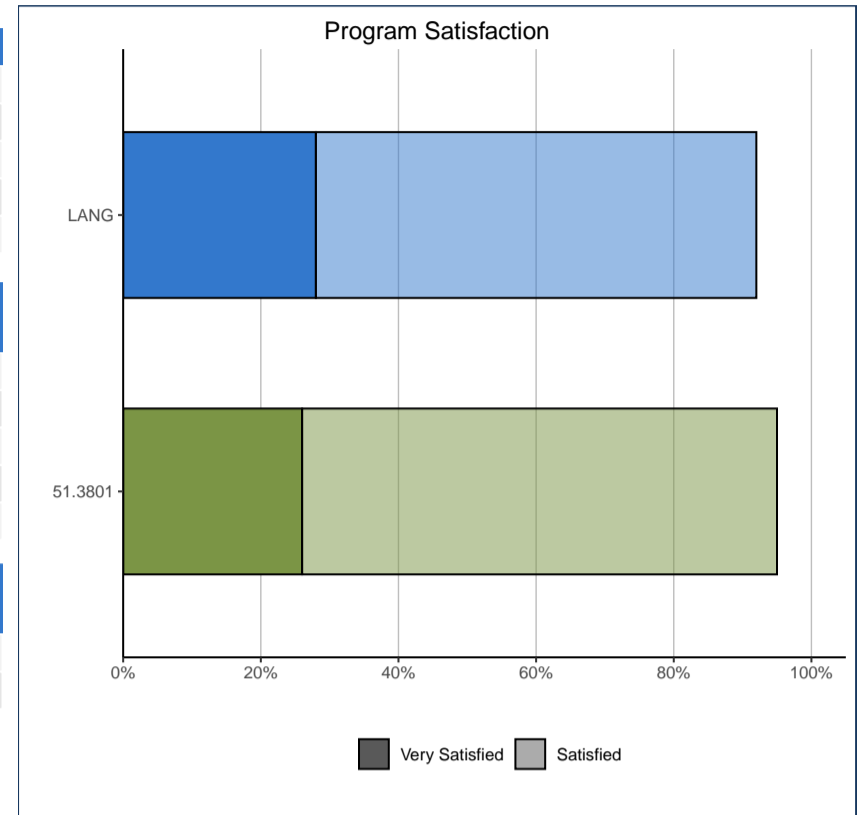


EDUCATION EVALUATION AND SKILL DEVELOPMENT

Program Satisfaction:	51.3801		LANG	
Very Satisfied	22	26%	37	28%
Satisfied	59	69%	86	64%
Dissatisfied	4	5%	9	7%
Very Dissatisfied	1	1%	2	1%
Total	86	100%	134	100%

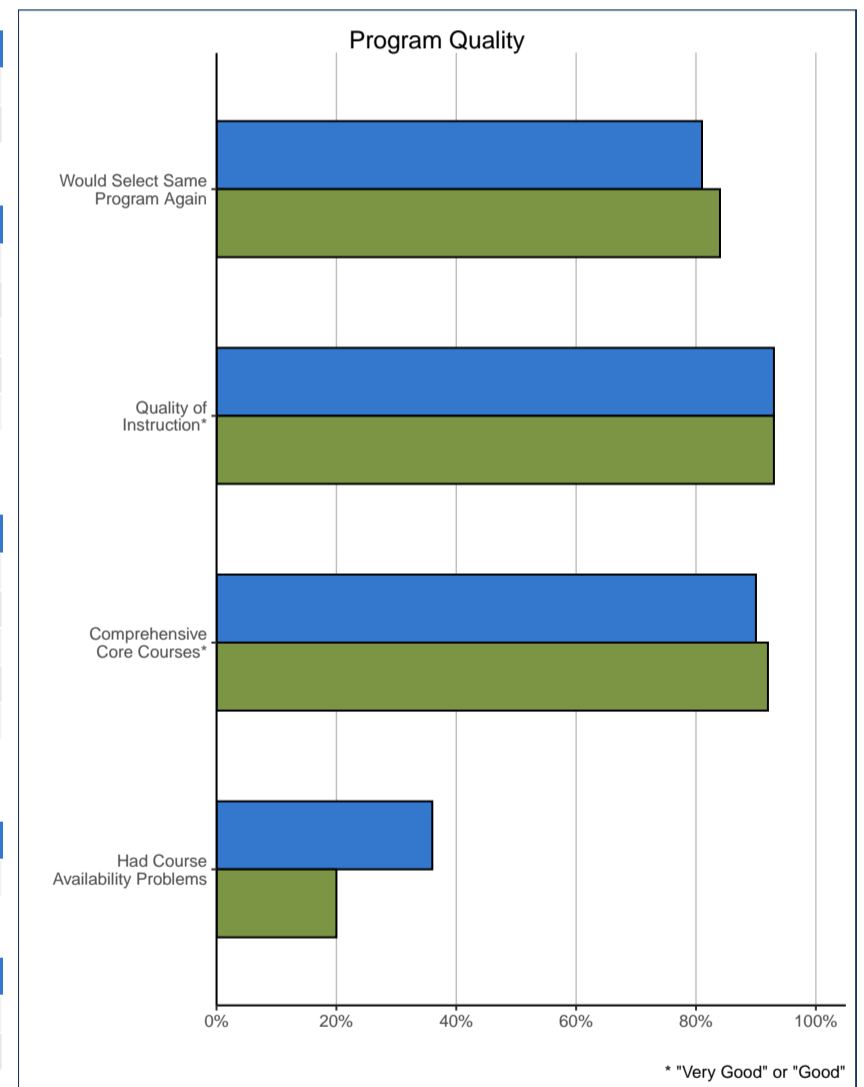
Usefulness of Knowledge, Skills, and Abilities Acquired during Program in Work:	51.3801		LANG	
Very Useful	54	64%	72	55%
Somewhat Useful	29	35%	52	40%
Not Very Useful	1	1%	7	5%
Not at All Useful	0	0%	0	0%
Total	84	100%	131	100%

Took upgrading, access, bridging, or other preparatory courses during or prior to studies:	51.3801		LANG	
Yes	15	17%	22	17%
No	71	83%	110	83%



Would select the same program again:	51.3801		LANG	
Yes	63	84%	96	81%
No	12	16%	22	19%

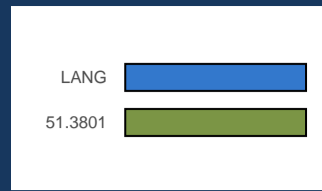
Quality of Instruction:	51.3801		LANG	
Very Good	13	15%	29	22%
Good	66	78%	94	71%
Poor	6	7%	8	6%
Very Poor	0	0%	2	2%
Total	85	100%	133	100%



Comprehensiveness of Core Courses:	51.3801		LANG	
Very Good	15	18%	28	21%
Good	63	74%	91	69%
Poor	7	8%	12	9%
Very Poor	0	0%	0	0%
Total	85	100%	131	100%

Course Availability:	51.3801		LANG	
Encountered course availability problems	17	20%	48	36%

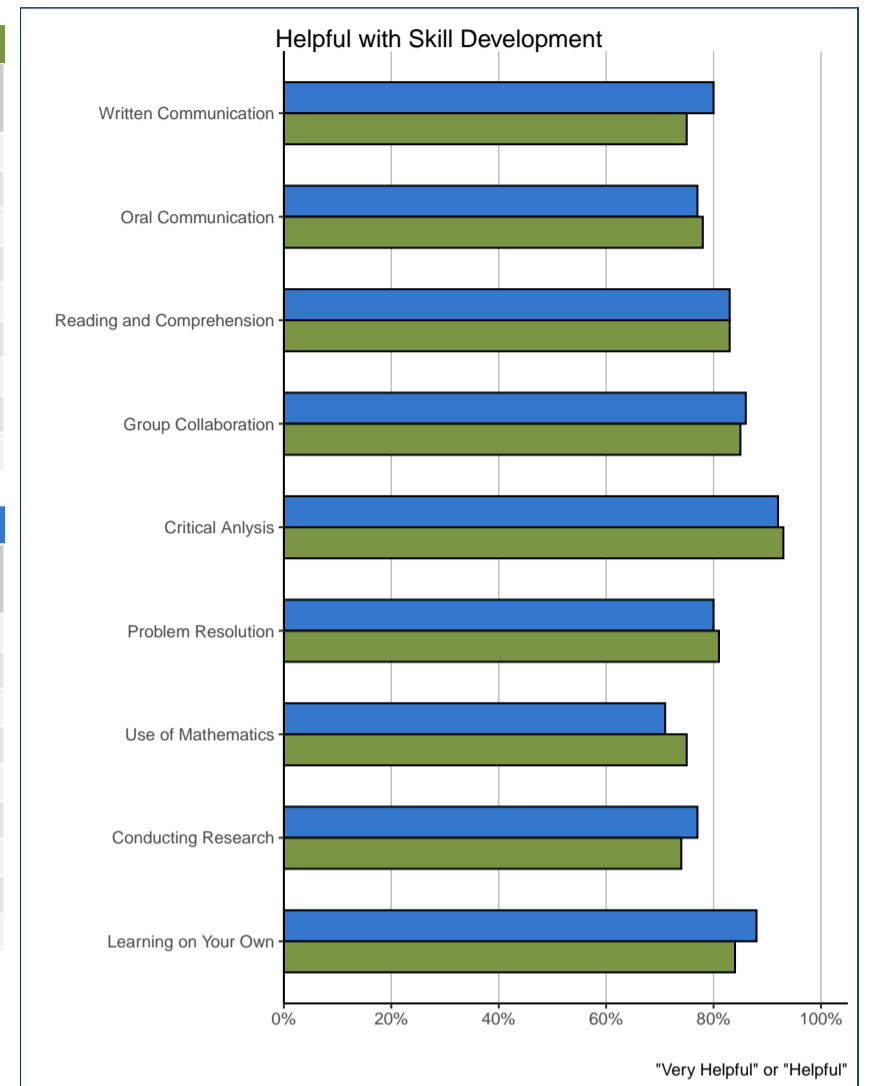
Financial Constraints:	51.3801		LANG	
Had to interrupt studies for financial reasons	6	7%	17	13%
Had to take program part-time for financial reasons	8	10%	26	20%



SKILL DEVELOPMENT

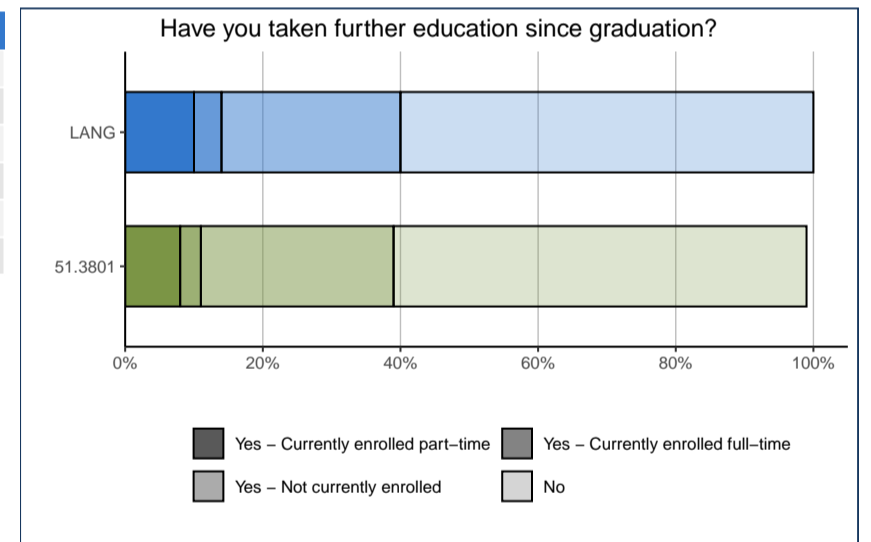
	51.3801				
Skill Development: How helpful was institution?	Very Helpful	Helpful	Not Very Helpful	Not at All Helpful	# Resp.
Written Communication	18%	57%	20%	5%	82
Oral Communication	17%	61%	19%	2%	83
Reading and Comprehension	23%	60%	13%	4%	83
Group Collaboration	27%	58%	13%	2%	86
Critical Analysis	35%	58%	7%	0%	86
Problem Resolution	21%	60%	18%	1%	85
Use of Mathematics	7%	68%	21%	4%	76
Conducting Research	10%	64%	21%	5%	84
Learning on Your Own	20%	64%	12%	4%	83

	LANG				
Skill Development: How helpful was institution?	Very Helpful	Helpful	Not Very Helpful	Not at All Helpful	# Resp.
Written Communication	19%	61%	15%	5%	130
Oral Communication	21%	56%	18%	5%	131
Reading and Comprehension	25%	58%	12%	5%	130
Group Collaboration	32%	54%	11%	3%	133
Critical Analysis	37%	55%	7%	1%	134
Problem Resolution	24%	56%	17%	3%	133
Use of Mathematics	8%	63%	22%	7%	118
Conducting Research	18%	59%	19%	4%	132
Learning on Your Own	31%	57%	9%	3%	131

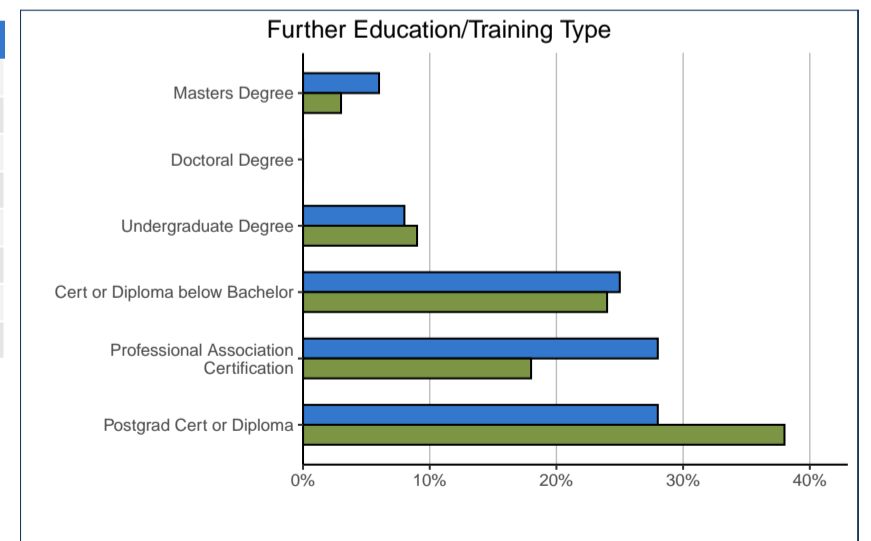


FURTHER EDUCATION

Took further education since 2021 graduation:	51.3801		LANG	
Yes	34	40%	54	40%
Not currently enrolled	24	28%	35	26%
Currently enrolled full-time	3	3%	6	4%
Currently enrolled part-time	7	8%	13	10%
No	52	60%	81	60%
Total	86	100%	135	100%



Type of Formal Post-Secondary Education:	51.3801		LANG	
Masters Degree	1	3%	3	6%
Doctoral Degree	0	0%	0	0%
Another Undergraduate Degree	3	9%	4	8%
Certificate or Diploma below Bachelor level	8	24%	13	25%
Professional Association Certification	6	18%	15	28%
Postgraduate Certificate or Diploma	13	38%	15	28%
Other	3	9%	3	6%
Total	34	100%	53	100%



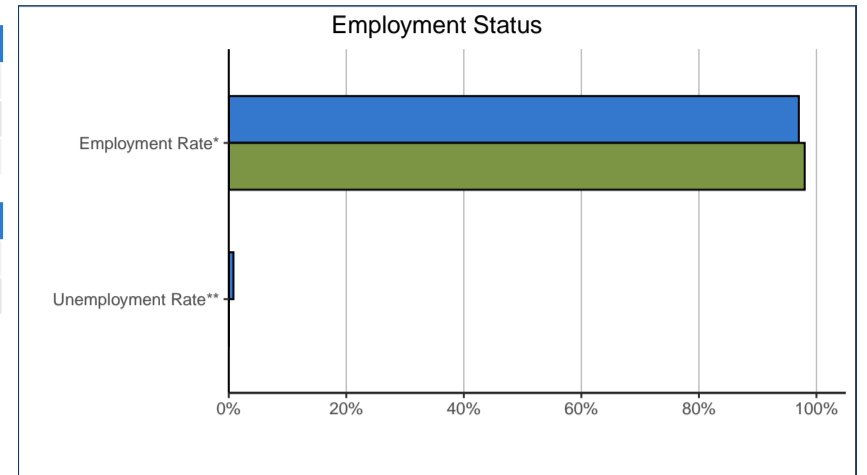
EMPLOYMENT

Labour Force Status:	51.3801		LANG	
In Labour Force (working or seeking work)	84	98%	132	99%
Not in Labour Force	2	2%	2	1%
Total	86	100%	134	100%

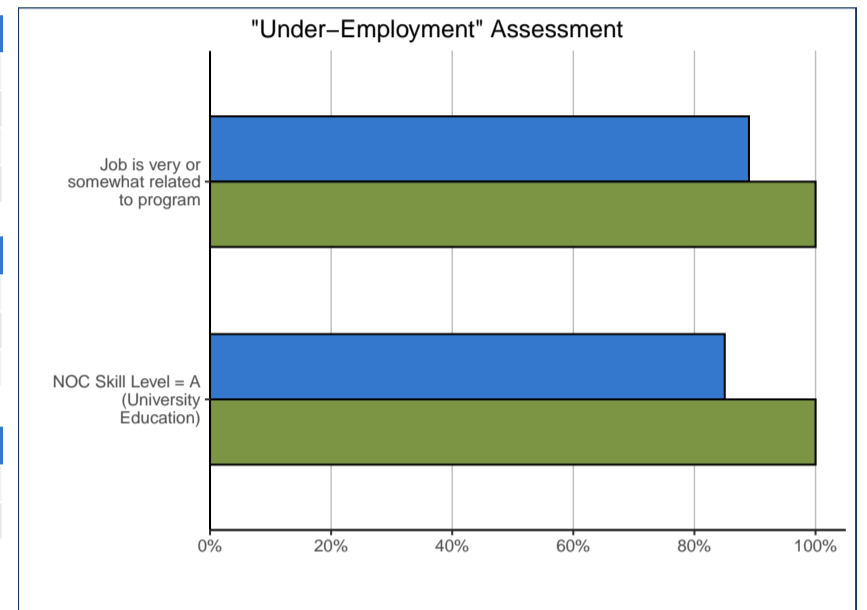
Employment:	51.3801		LANG	
Employment Rate*	84	98%	131	97%
Unemployment Rate**	0	0.0%	1	0.8%

*Percent = Total employed divided by total number of respondents

**Percent = Total unemployed divided by total number in Labour Force



Status of Graduates NOT in Labour Force:	51.3801		LANG	
Attending School FT	0	0%	0	0%
Attending School PT	0	0%	0	0%
Other	2	100%	2	100%
Total NOT in Labour Force	2	100%	2	100%



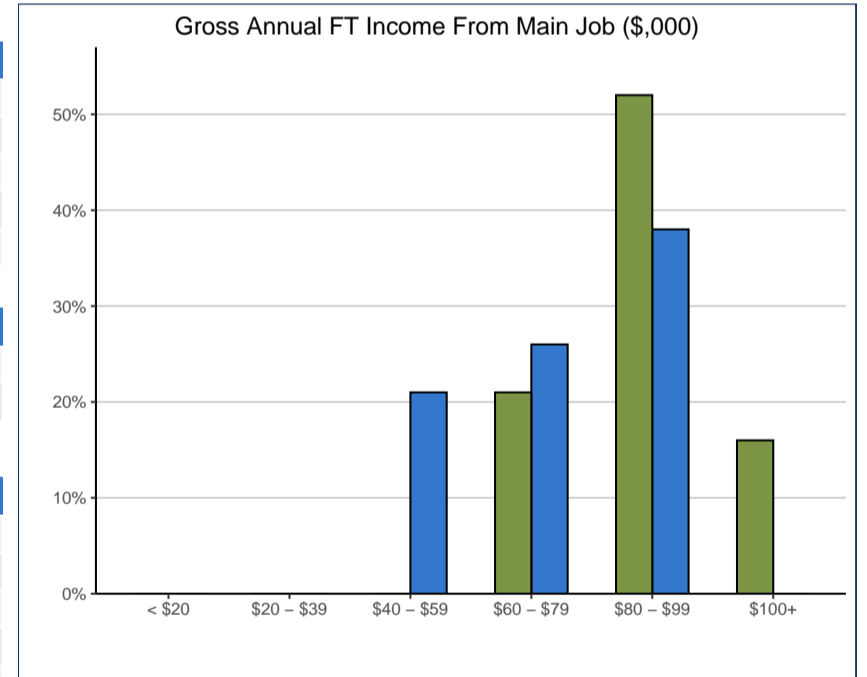
Primary Employment Type:	51.3801		LANG	
Paid worker	83	99%	125	96%
Self-employed	1	1%	5	4%
Total	84	100%	130	100%

Job Characteristics:	51.3801		LANG	
I hold more than one job*	12	14%	29	22%
My main job is full-time (>= 30 hours per week)**	74	95%	116	94%

*Of total Employed

**Of those who provided data on hours/week worked

How related is your main job to your program?	51.3801		LANG	
Very Related	77	92%	96	73%
Somewhat Related	7	8%	20	15%
Not Very Related	0	0%	9	7%
Not at All Related	0	0%	6	5%
Total	84	100%	131	100%



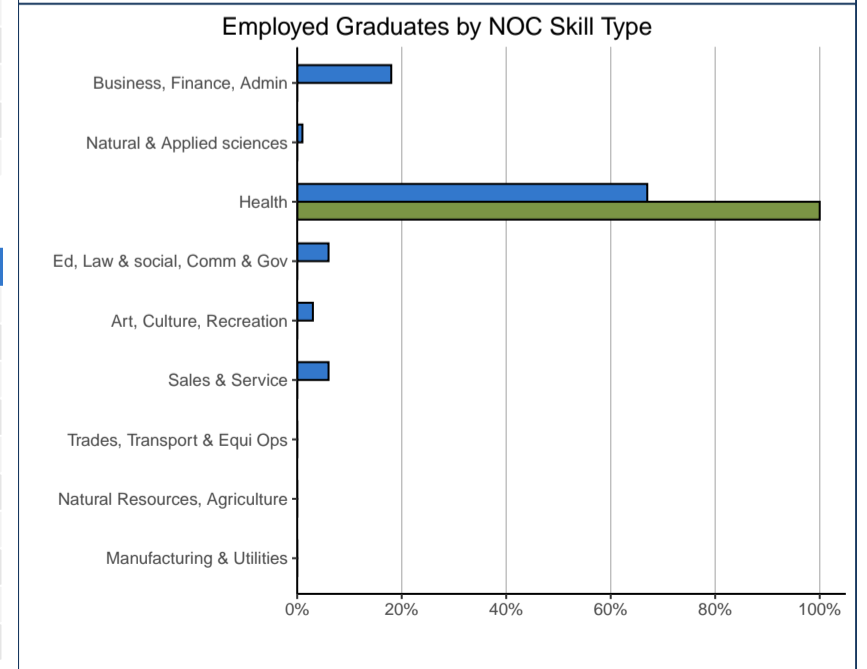
"Under-employment" Assessment:	51.3801		LANG	
Job is very or somewhat related to program	84	100%	116	89%
NOC Skill Level = A (University Education)*	82	100%	105	85%

*Of total valid responses

Gross Annual Income from Main Job:*	51.3801		LANG	
Less than \$20,000	~	~	~	~
\$20,000 to \$39,999	~	~	~	~
\$40,000 to \$59,999	~	~	20	21%
\$60,000 to \$79,999	13	21%	25	26%
\$80,000 to \$99,999	32	52%	36	38%
\$100,000 and Above	10	16%	~	~
Total	62	100%	96	100%
Median Annual Income (full-time) (\$)	87,293		80,434	
Average Annual Income (full-time) (\$)	86,571		78,764	

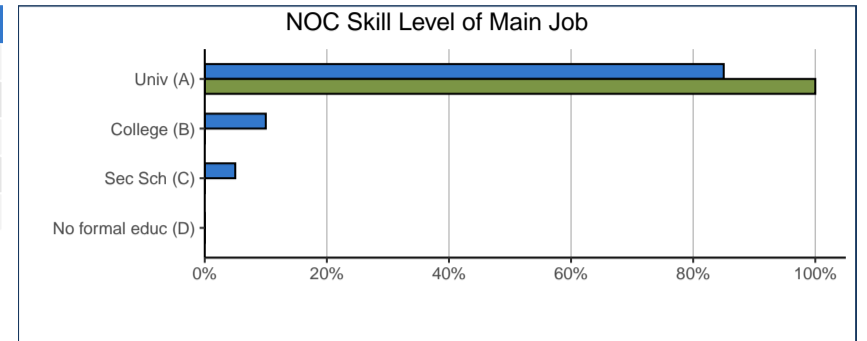
*Where data provided

NOC Skill Type of Main Job:	51.3801		LANG	
Business, finance & administration	0	0%	22	18%
Natural & applied sciences & related	0	0%	1	1%
Health	82	100%	83	67%
Education, law and social, community & government	0	0%	7	6%
Art, culture, recreation & sport	0	0%	4	3%
Sales & service	0	0%	7	6%
Trades, transport & equipment operators & related	0	0%	0	0%
Natural resources, agriculture & related production	0	0%	0	0%
Manufacturing & utilities	0	0%	0	0%
Total	82	100%	124	100%

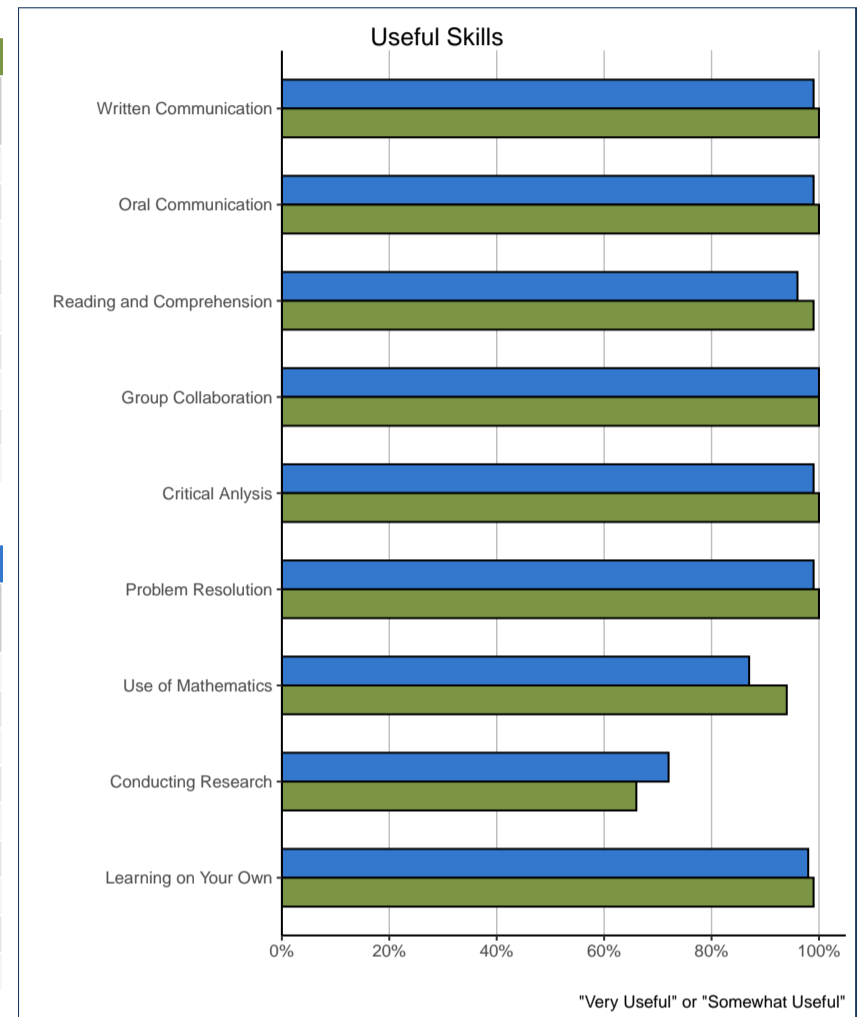


EMPLOYMENT, continued

NOC Skill Level of Main Job:	51.3801		LANG	
A. University education	82	100%	105	85%
B. College education/trade apprenticeship	0	0%	13	10%
C. Secondary school + job-specific training	0	0%	6	5%
D. No formal education	0	0%	0	0%
Total	82	100%	124	100%



How useful are the following skills and abilities in doing your main job?	51.3801				# Resp.
	Very Useful	Somewhat Useful	Not Very Useful	Not at All Useful	
Written Communication	79%	21%	0%	0%	84
Oral Communication	86%	14%	0%	0%	84
Reading and Comprehension	70%	29%	0%	1%	84
Group Collaboration	89%	11%	0%	0%	84
Critical Analysis	89%	11%	0%	0%	84
Problem Resolution	87%	13%	0%	0%	84
Use of Mathematics	39%	55%	2%	4%	84
Conducting Research	27%	39%	24%	10%	84
Learning on Your Own	67%	32%	1%	0%	84



How useful are the following skills and abilities in doing your main job?	LANG				# Resp.
	Very Useful	Somewhat Useful	Not Very Useful	Not at All Useful	
Written Communication	73%	26%	1%	0%	131
Oral Communication	84%	15%	2%	0%	130
Reading and Comprehension	69%	27%	2%	2%	131
Group Collaboration	87%	13%	0%	0%	131
Critical Analysis	83%	16%	1%	0%	131
Problem Resolution	85%	14%	2%	0%	131
Use of Mathematics	37%	50%	6%	7%	131
Conducting Research	37%	35%	21%	7%	131
Learning on Your Own	70%	28%	2%	1%	130

Top 10 Full-time Occupations of 51.3801 Graduates:				51.3801
NOC	NOC Skill Level	Description		% Employed FT in this Occ.**
3012	A	Registered nurses and registered psychiatric nurses		87%
*				
*				
*				
*				
*				
*				
*				
*				
*				

* Data not displayed where n < 5
** Percentages cited are of those employed

Top 10 Full-time Occupations of LANG Graduates:				LANG
NOC	NOC Skill Level	Description		% Employed FT in this Occ.**
3012	A	Registered nurses and registered psychiatric nurses		56%
1111	A	Financial auditors and accountants		5%
XXXX	O	Unclassified occupations		4%
*				
*				
*				
*				
*				
*				
*				

* Data not displayed where n < 5
** Percentages cited are of those employed

EDUCATION FINANCING

Funding Sources (3 sources allowed):*	51.3801		LANG	
Personal savings, investments	36	42%	48	37%
Employment while studying	41	48%	63	48%
Family/Friends	32	38%	56	43%
Personal bank loans	6	7%	10	8%
Government student loans	56	66%	69	53%
Scholarships/Bursaries/Grants	33	39%	42	32%
Other	4	5%	21	16%
Total	85		131	

* Percentage of respondents who identified this source

Financial Debt Incurred to Finance Bac. Ed.:*	51.3801		LANG	
Incurred any form of financial debt	61	71%	86	67%
Incurred government-sponsored student loan debt	59	69%	75	57%

* Percentage of respondents who provided data

Financial Debt Amount:*	51.3801		LANG	
< \$1,000	0	0%	0	0%
\$1,000 to \$4,999	2	4%	2	3%
\$5,000 to \$9,999	2	4%	9	14%
\$10,000 to \$14,999	3	6%	4	6%
\$15,000 to \$19,999	1	2%	2	3%
\$20,000 to \$29,999	8	16%	10	15%
\$30,000 to \$39,999	15	31%	16	24%
\$40,000 or More	18	37%	23	35%
Total	49	100%	66	100%
Median Financial Debt (\$)	35,000		33,644	

* Includes only cases where financial debt was incurred

Gov't-Sponsored Student Loan Debt Amount:*	51.3801		LANG	
< \$1,000	0	0%	0	0%
\$1,000 to \$4,999	2	6%	3	6%
\$5,000 to \$9,999	2	6%	4	8%
\$10,000 to \$14,999	2	6%	3	6%
\$15,000 to \$19,999	4	11%	5	10%
\$20,000 to \$29,999	2	6%	4	8%
\$30,000 to \$39,999	14	39%	15	31%
\$40,000 or More	10	28%	14	29%
Total	36	100%	48	100%
Median Gov't-Sponsored Loan Debt (\$)	33,644		32,029	

* Includes only cases where government-sponsored debt was incurred

Gov't-Sponsored Loan Debt Outstanding:*	51.3801		LANG	
None – Loan repaid in full	15	33%	18	31%
< \$1,000	0	0%	0	0%
\$1,000 to \$4,999	0	0%	2	3%
\$5,000 to \$9,999	4	9%	5	8%
\$10,000 to \$14,999	4	9%	4	7%
\$15,000 to \$19,999	3	7%	3	5%
\$20,000 to \$29,999	9	20%	12	20%
\$30,000 to \$39,999	6	13%	6	10%
\$40,000 or More	5	11%	9	15%
Total	46	100%	59	100%
Median Gov't-Sponsored Loan Debt Outstanding** (\$)	25,000		25,000	

* Includes only cases where government-sponsored debt was incurred, and valid "amount remaining" was provided

** Median amounts shown are based on those who had remaining government student loan debt

