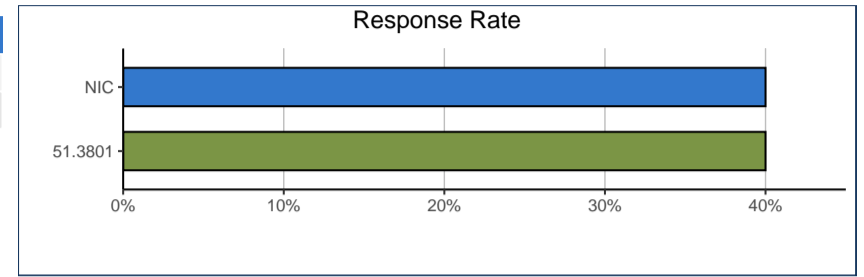


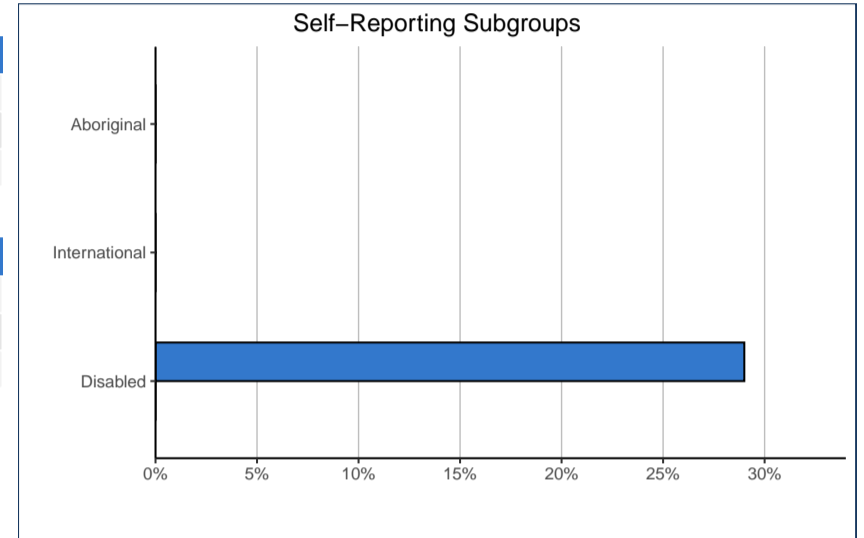
RESPONSE RATE

Survey Response Rate:	51.3801		NIC	
Baccalaureate Graduates Survey Cohort	30	100%	43	100%
Survey Respondents and Response Rate	12	40%	17	40%



DEMOGRAPHIC INFORMATION

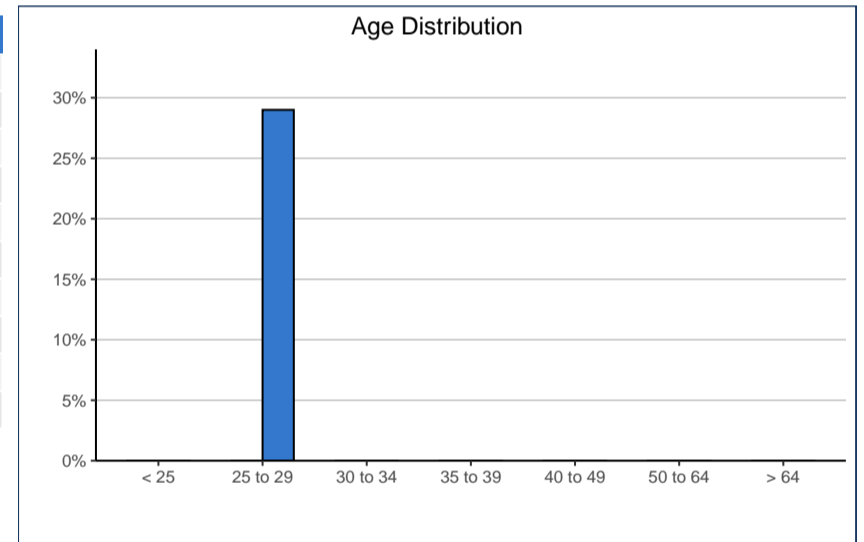
Self-Reporting Subgroups:	51.3801		NIC	
Disabled	~	~	5	29%
International	0	0%	0	0%
Aboriginal	~	~	~	~



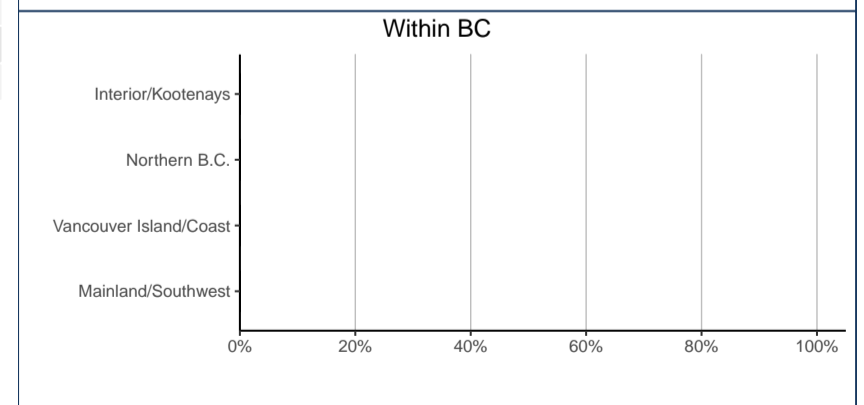
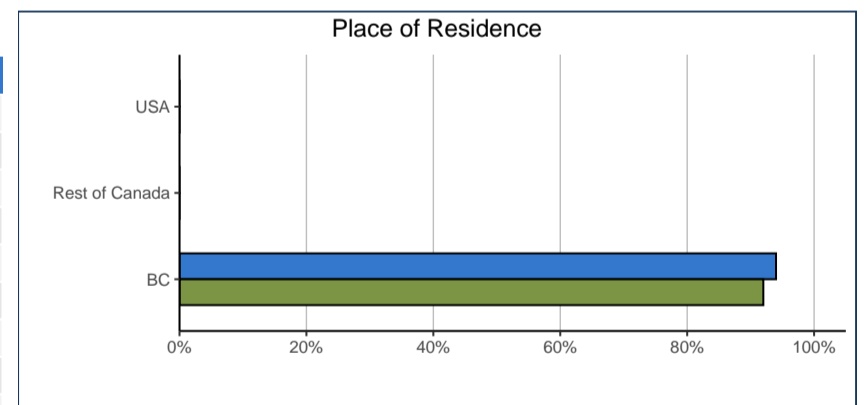
Gender:*	51.3801		NIC	
Male	~	~	5	29%
Female	~	~	12	71%
Total	12	100%	17	100%

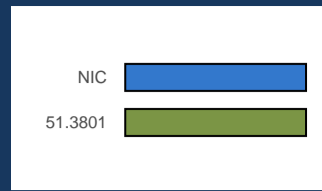
*Due to zero or low counts, institution-reported "Non-binary" demographic data are not included.

Age (at time of survey):	51.3801		NIC	
< 25	~	~	~	~
25 to 29	~	~	5	29%
30 to 34	~	~	~	~
35 to 39	~	~	~	~
40 to 49	~	~	~	~
50 to 64	~	~	~	~
> 64	0	0%	0	0%
Total	12	100%	17	100%
Median Age	35		32	
Average (mean) Age	35		34	



Place of Residence (at time of survey):	51.3801		NIC	
BC – Mainland/Southwest	0	0%	0	0%
BC – Vancouver Island/Coast	~	~	~	~
BC – Northern B.C.	0	0%	0	0%
BC – Interior/Kootenays	~	~	~	~
BC Subtotal	11	92%	15	94%
Canada – Alberta	~	~	~	~
Canada – Ontario	0	0%	0	0%
Canada – Other	0	0%	0	0%
U.S.A.	0	0%	0	0%
Non-BC Subtotal	~	~	~	~
Total	~	~	~	~



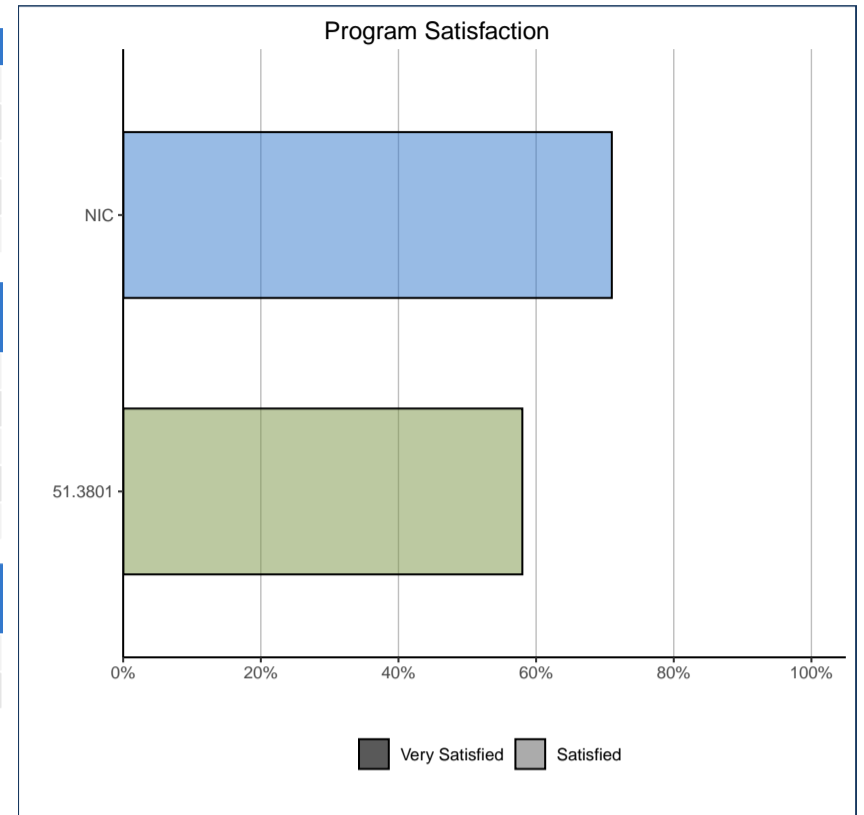


EDUCATION EVALUATION AND SKILL DEVELOPMENT

Program Satisfaction:	51.3801		NIC	
Very Satisfied	0	0%	0	0%
Satisfied	7	58%	12	71%
Dissatisfied	4	33%	4	24%
Very Dissatisfied	1	8%	1	6%
Total	12	100%	17	100%

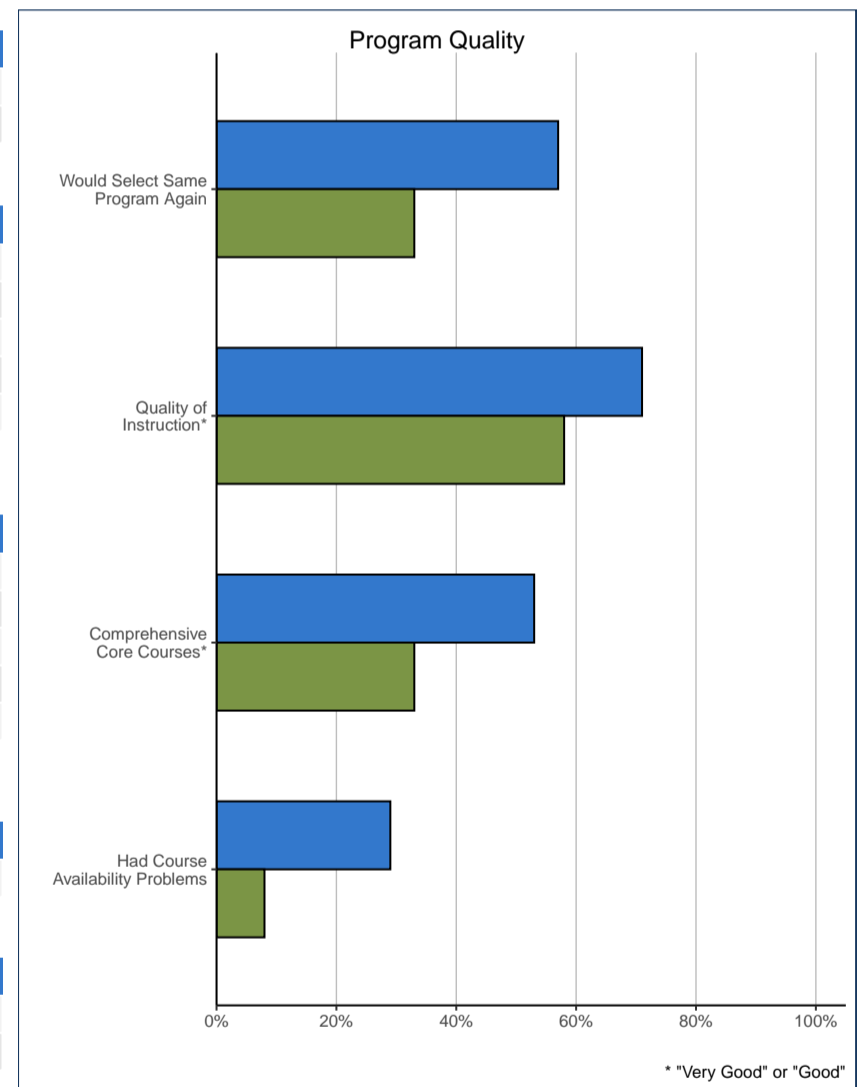
Usefulness of Knowledge, Skills, and Abilities Acquired during Program in Work:	51.3801		NIC	
Very Useful	9	75%	12	71%
Somewhat Useful	1	8%	3	18%
Not Very Useful	1	8%	1	6%
Not at All Useful	1	8%	1	6%
Total	12	100%	17	100%

Took upgrading, access, bridging, or other preparatory courses during or prior to studies:	51.3801		NIC	
Yes	5	45%	6	38%
No	6	55%	10	63%



Would select the same program again:	51.3801		NIC	
Yes	3	33%	8	57%
No	6	67%	6	43%

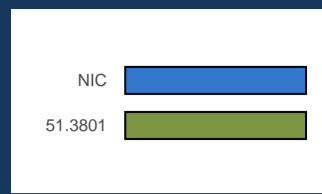
Quality of Instruction:	51.3801		NIC	
Very Good	0	0%	0	0%
Good	7	58%	12	71%
Poor	3	25%	3	18%
Very Poor	2	17%	2	12%
Total	12	100%	17	100%



Comprehensiveness of Core Courses:	51.3801		NIC	
Very Good	0	0%	1	6%
Good	4	33%	8	47%
Poor	7	58%	7	41%
Very Poor	1	8%	1	6%
Total	12	100%	17	100%

Course Availability:	51.3801		NIC	
Encountered course availability problems	1	8%	5	29%

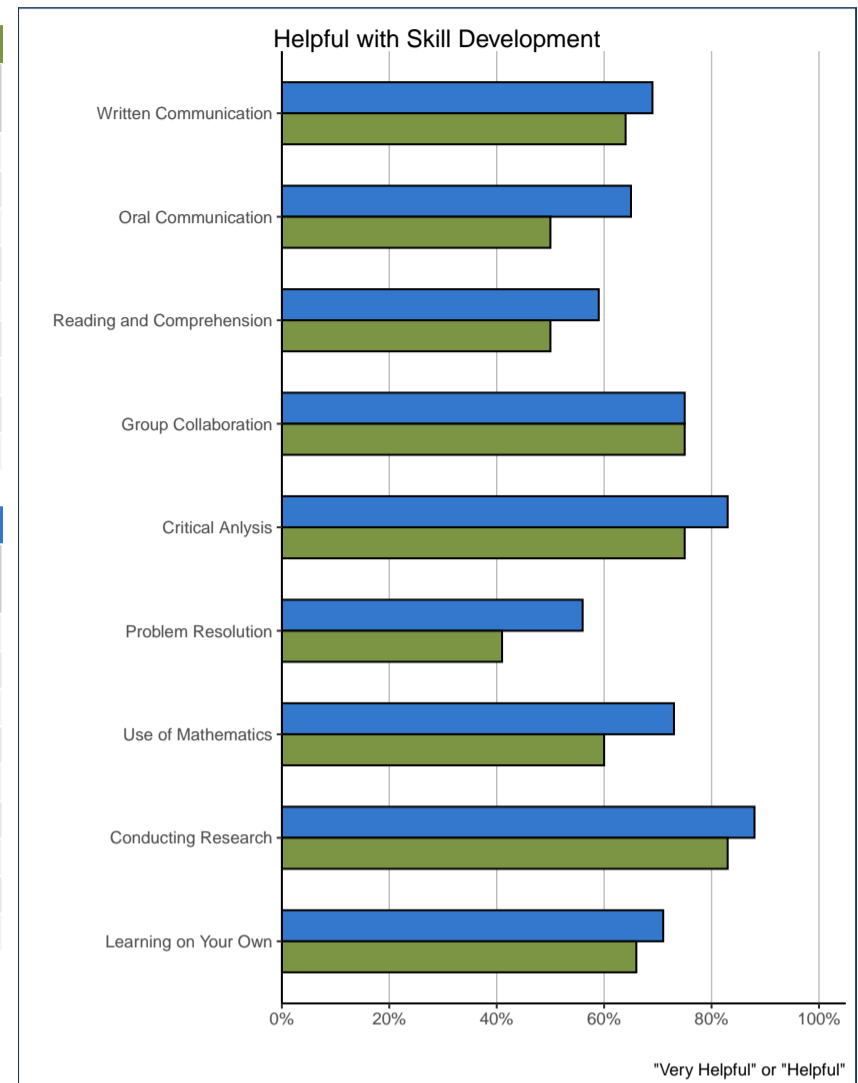
Financial Constraints:	51.3801		NIC	
Had to interrupt studies for financial reasons	1	8%	2	12%
Had to take program part-time for financial reasons	2	17%	3	18%



SKILL DEVELOPMENT

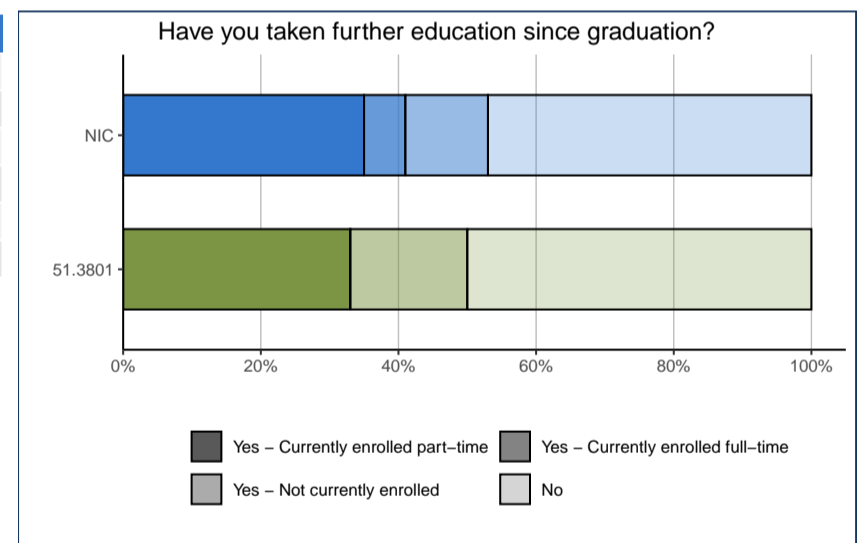
	51.3801				
Skill Development: How helpful was institution?	Very Helpful	Helpful	Not Very Helpful	Not at All Helpful	# Resp.
Written Communication	0%	64%	18%	18%	11
Oral Communication	8%	42%	33%	17%	12
Reading and Comprehension	0%	50%	42%	8%	12
Group Collaboration	0%	75%	17%	8%	12
Critical Analysis	17%	58%	17%	8%	12
Problem Resolution	8%	33%	50%	8%	12
Use of Mathematics	0%	60%	40%	0%	10
Conducting Research	0%	83%	8%	8%	12
Learning on Your Own	8%	58%	17%	17%	12

	NIC				
Skill Development: How helpful was institution?	Very Helpful	Helpful	Not Very Helpful	Not at All Helpful	# Resp.
Written Communication	0%	69%	19%	13%	16
Oral Communication	6%	59%	24%	12%	17
Reading and Comprehension	0%	59%	35%	6%	17
Group Collaboration	0%	75%	19%	6%	16
Critical Analysis	18%	65%	12%	6%	17
Problem Resolution	6%	50%	38%	6%	16
Use of Mathematics	13%	60%	27%	0%	15
Conducting Research	0%	88%	6%	6%	17
Learning on Your Own	18%	53%	18%	12%	17

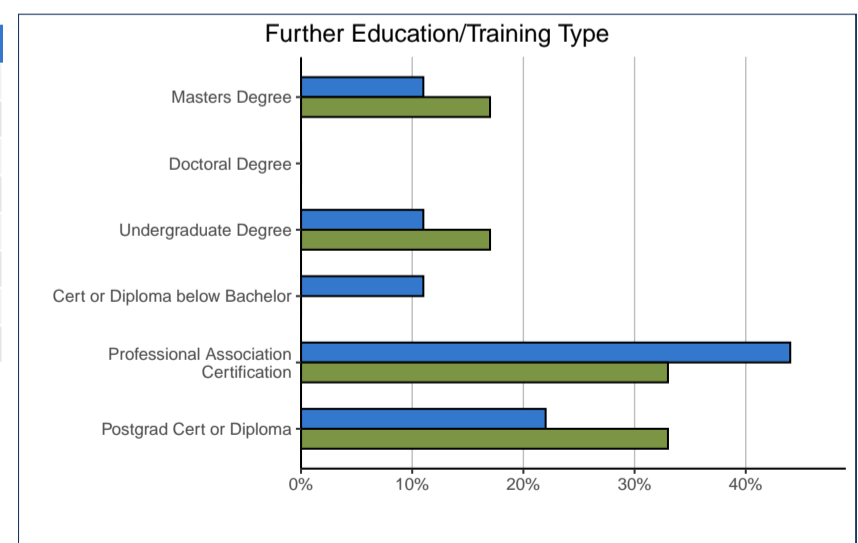


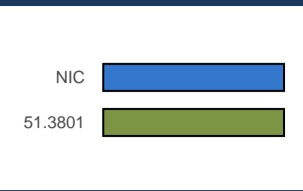
FURTHER EDUCATION

Took further education since 2021 graduation:	51.3801		NIC	
Yes	6	50%	9	53%
Not currently enrolled	2	17%	2	12%
Currently enrolled full-time	0	0%	1	6%
Currently enrolled part-time	4	33%	6	35%
No	6	50%	8	47%
Total	12	100%	17	100%



Type of Formal Post-Secondary Education:	51.3801		NIC	
Masters Degree	1	17%	1	11%
Doctoral Degree	0	0%	0	0%
Another Undergraduate Degree	1	17%	1	11%
Certificate or Diploma below Bachelor level	0	0%	1	11%
Professional Association Certification	2	33%	4	44%
Postgraduate Certificate or Diploma	2	33%	2	22%
Other	0	0%	0	0%
Total	6	100%	9	100%





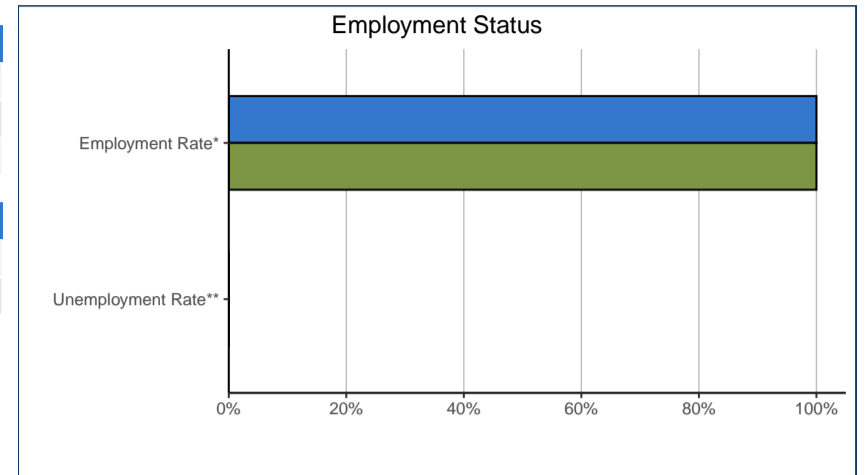
EMPLOYMENT

Labour Force Status:	51.3801		NIC	
In Labour Force (working or seeking work)	12	100%	17	100%
Not in Labour Force	0	0%	0	0%
Total	12	100%	17	100%

Employment:	51.3801		NIC	
Employment Rate*	12	100%	17	100%
Unemployment Rate**	0	0.0%	0	0.0%

*Percent = Total employed divided by total number of respondents

**Percent = Total unemployed divided by total number in Labour Force



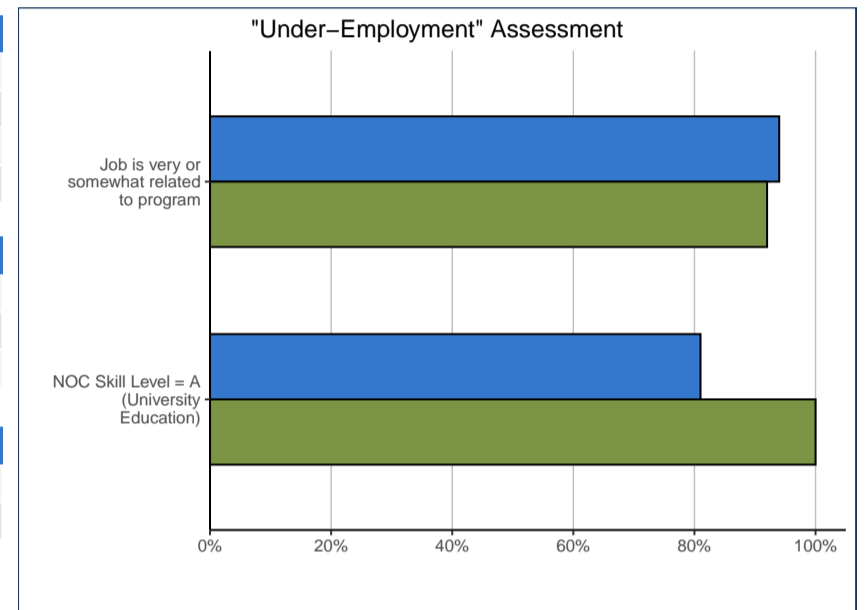
Status of Graduates NOT in Labour Force:	51.3801		NIC	
Attending School FT	0	0%	0	0%
Attending School PT	0	0%	0	0%
Other	0	0%	0	0%
Total NOT in Labour Force	0	0%	0	0%

Primary Employment Type:	51.3801		NIC	
Paid worker	12	100%	17	100%
Self-employed	0	0%	0	0%
Total	12	100%	17	100%

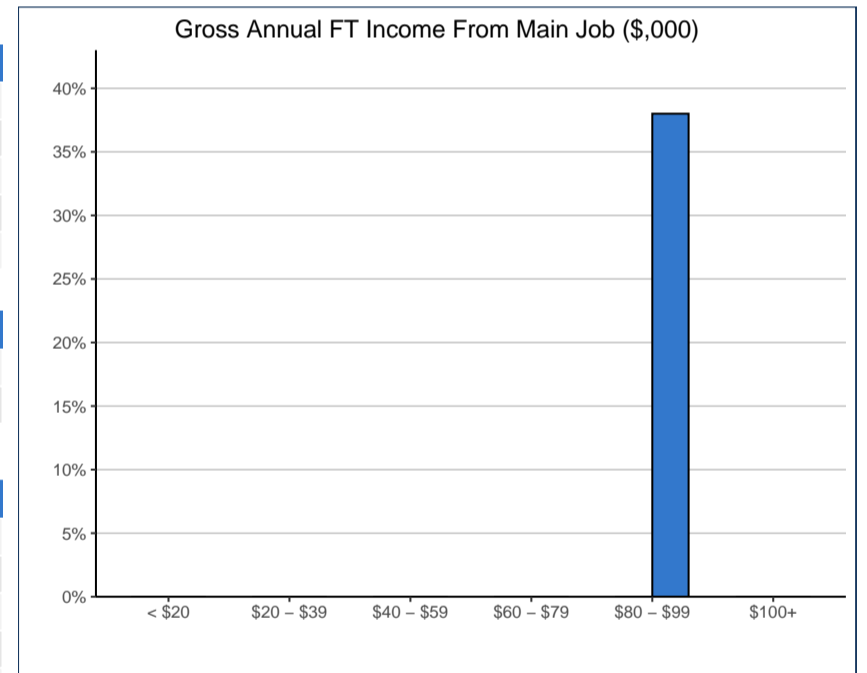
Job Characteristics:	51.3801		NIC	
I hold more than one job*	2	17%	2	12%
My main job is full-time (>= 30 hours per week)**	7	70%	12	80%

*Of total Employed

**Of those who provided data on hours/week worked



How related is your main job to your program?	51.3801		NIC	
Very Related	11	92%	14	82%
Somewhat Related	0	0%	2	12%
Not Very Related	0	0%	0	0%
Not at All Related	1	8%	1	6%
Total	12	100%	17	100%



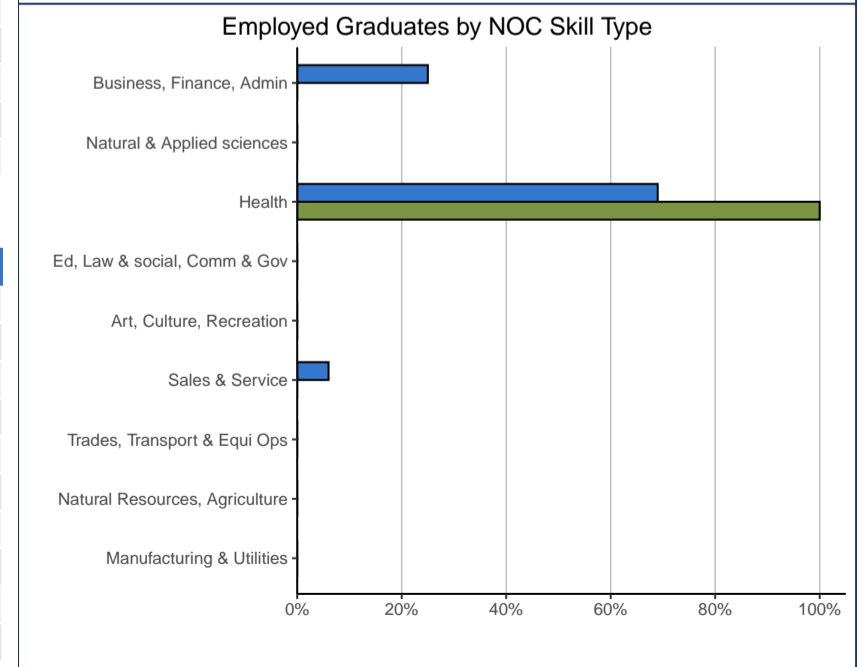
"Under-employment" Assessment:	51.3801		NIC	
Job is very or somewhat related to program	11	92%	16	94%
NOC Skill Level = A (University Education)*	11	100%	13	81%

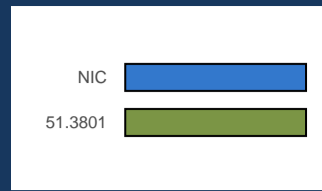
*Of total valid responses

Gross Annual Income from Main Job:*	51.3801		NIC	
Less than \$20,000	0	0%	0	0%
\$20,000 to \$39,999	0	0%	0	0%
\$40,000 to \$59,999	~	~	~	~
\$60,000 to \$79,999	~	~	~	~
\$80,000 to \$99,999	~	~	5	38%
\$100,000 and Above	~	~	~	~
Total	9	100%	13	100%
Median Annual Income (full-time) (\$)	92,489		84,164	
Average Annual Income (full-time) (\$)	90,351		81,440	

*Where data provided

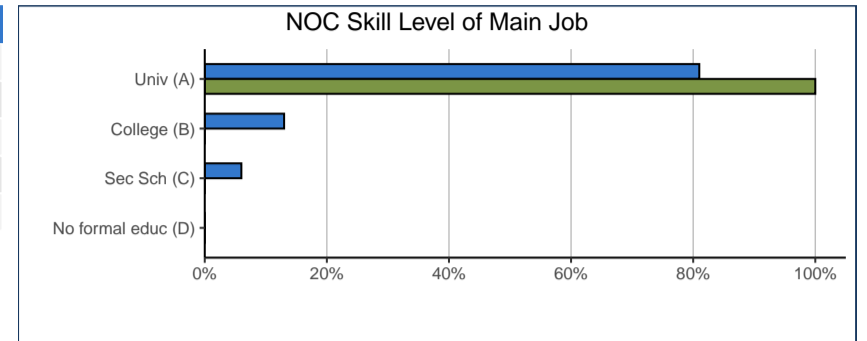
NOC Skill Type of Main Job:	51.3801		NIC	
Business, finance & administration	0	0%	4	25%
Natural & applied sciences & related	0	0%	0	0%
Health	11	100%	11	69%
Education, law and social, community & government	0	0%	0	0%
Art, culture, recreation & sport	0	0%	0	0%
Sales & service	0	0%	1	6%
Trades, transport & equipment operators & related	0	0%	0	0%
Natural resources, agriculture & related production	0	0%	0	0%
Manufacturing & utilities	0	0%	0	0%
Total	11	100%	16	100%



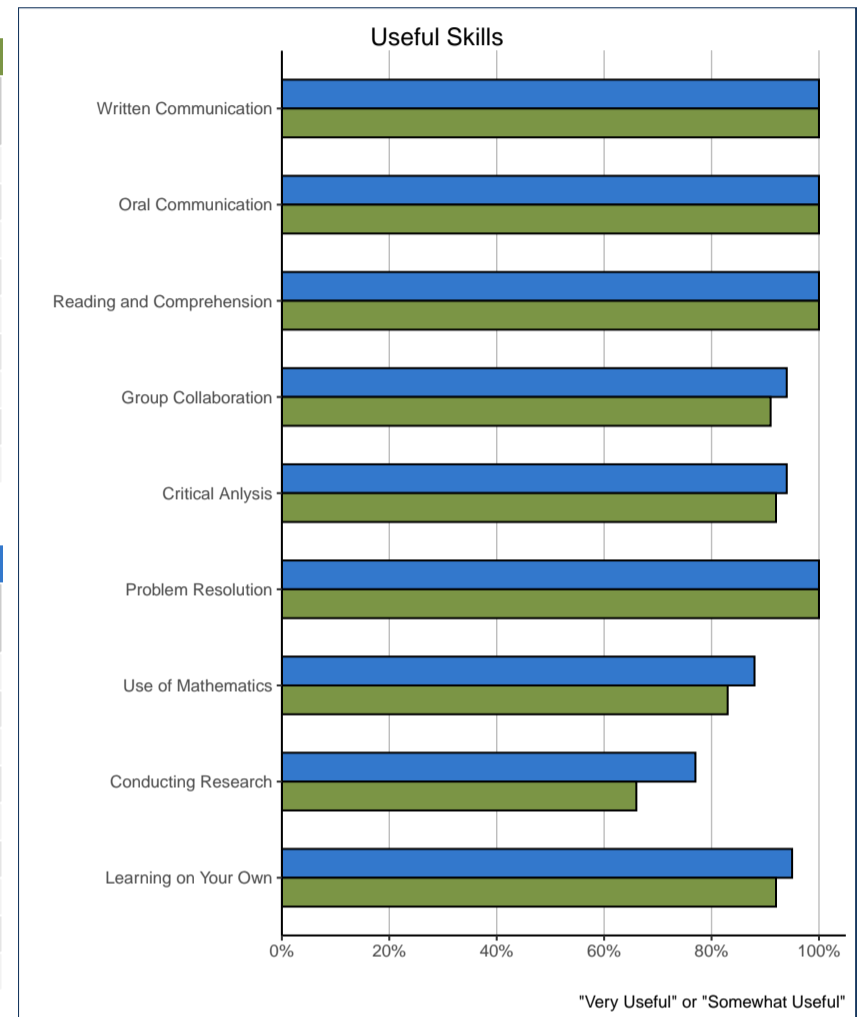


EMPLOYMENT, continued

NOC Skill Level of Main Job:	51.3801		NIC	
A. University education	11	100%	13	81%
B. College education/trade apprenticeship	0	0%	2	13%
C. Secondary school + job-specific training	0	0%	1	6%
D. No formal education	0	0%	0	0%
Total	11	100%	16	100%



How useful are the following skills and abilities in doing your main job?	51.3801				# Resp.
	Very Useful	Somewhat Useful	Not Very Useful	Not at All Useful	
Written Communication	92%	8%	0%	0%	12
Oral Communication	92%	8%	0%	0%	12
Reading and Comprehension	92%	8%	0%	0%	12
Group Collaboration	83%	8%	8%	0%	12
Critical Analysis	92%	0%	8%	0%	12
Problem Resolution	92%	8%	0%	0%	12
Use of Mathematics	75%	8%	17%	0%	12
Conducting Research	58%	8%	17%	17%	12
Learning on Your Own	75%	17%	0%	8%	12



How useful are the following skills and abilities in doing your main job?	NIC				# Resp.
	Very Useful	Somewhat Useful	Not Very Useful	Not at All Useful	
Written Communication	82%	18%	0%	0%	17
Oral Communication	88%	12%	0%	0%	17
Reading and Comprehension	76%	24%	0%	0%	17
Group Collaboration	76%	18%	6%	0%	17
Critical Analysis	94%	0%	6%	0%	17
Problem Resolution	88%	12%	0%	0%	17
Use of Mathematics	76%	12%	12%	0%	17
Conducting Research	53%	24%	12%	12%	17
Learning on Your Own	71%	24%	0%	6%	17

Top 10 Full-time Occupations of 51.3801 Graduates:			51.3801
NOC	NOC Skill Level	Description	% Employed FT in this Occ.**
3012	A	Registered nurses and registered psychiatric nurses	58%
*			
*			
*			
*			
*			
*			
*			
*			
*			

* Data not displayed where n < 5
** Percentages cited are of those employed

Top 10 Full-time Occupations of NIC Graduates:			NIC
NOC	NOC Skill Level	Description	% Employed FT in this Occ.**
3012	A	Registered nurses and registered psychiatric nurses	41%
*			
*			
*			
*			
*			
*			
*			
*			
*			

* Data not displayed where n < 5
** Percentages cited are of those employed

EDUCATION FINANCING

Funding Sources (3 sources allowed):*	51.3801		NIC	
Personal savings, investments	5	42%	7	41%
Employment while studying	6	50%	10	59%
Family/Friends	7	58%	8	47%
Personal bank loans	1	8%	2	12%
Government student loans	6	50%	8	47%
Scholarships/Bursaries/Grants	5	42%	7	41%
Other	1	8%	2	12%
Total	12		17	

* Percentage of respondents who identified this source

Financial Debt Incurred to Finance Bac. Ed.:*	51.3801		NIC	
Incurred any form of financial debt	7	58%	10	59%
Incurred government-sponsored student loan debt	6	50%	8	47%

* Percentage of respondents who provided data

Financial Debt Amount:*	51.3801		NIC	
< \$1,000	0	0%	0	0%
\$1,000 to \$4,999	0	0%	0	0%
\$5,000 to \$9,999	0	0%	0	0%
\$10,000 to \$14,999	0	0%	0	0%
\$15,000 to \$19,999	0	0%	0	0%
\$20,000 to \$29,999	1	17%	2	22%
\$30,000 to \$39,999	1	17%	2	22%
\$40,000 or More	4	67%	5	56%
Total	6	100%	9	100%
Median Financial Debt (\$)	50,000		40,000	

* Includes only cases where financial debt was incurred

Gov't-Sponsored Student Loan Debt Amount:*	51.3801		NIC	
< \$1,000	0	0%	0	0%
\$1,000 to \$4,999	0	0%	0	0%
\$5,000 to \$9,999	0	0%	0	0%
\$10,000 to \$14,999	0	0%	0	0%
\$15,000 to \$19,999	0	0%	0	0%
\$20,000 to \$29,999	0	0%	1	17%
\$30,000 to \$39,999	1	25%	2	33%
\$40,000 or More	3	75%	3	50%
Total	4	100%	6	100%
Median Gov't-Sponsored Loan Debt (\$)	40,000		38,883	

* Includes only cases where government-sponsored debt was incurred

Gov't-Sponsored Loan Debt Outstanding:*	51.3801		NIC	
None – Loan repaid in full	1	20%	1	14%
< \$1,000	0	0%	0	0%
\$1,000 to \$4,999	0	0%	0	0%
\$5,000 to \$9,999	0	0%	0	0%
\$10,000 to \$14,999	0	0%	0	0%
\$15,000 to \$19,999	0	0%	0	0%
\$20,000 to \$29,999	1	20%	2	29%
\$30,000 to \$39,999	3	60%	4	57%
\$40,000 or More	0	0%	0	0%
Total	5	100%	7	100%
Median Gov't-Sponsored Loan Debt Outstanding** (\$)	30,000		30,000	

* Includes only cases where government-sponsored debt was incurred, and valid "amount remaining" was provided

** Median amounts shown are based on those who had remaining government student loan debt

