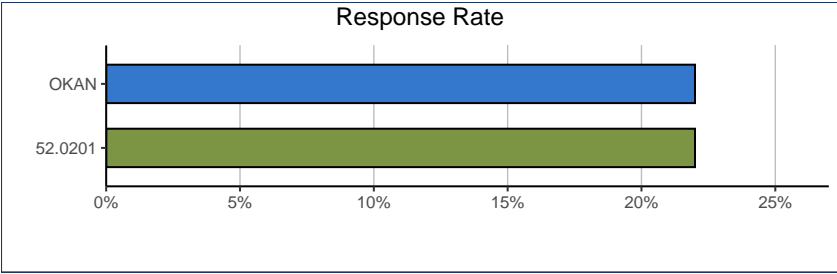


RESPONSE RATE

Survey Response Rate:	52.0201		OKAN	
Baccalaureate Graduates Survey Cohort	186	100%	206	100%
Survey Respondents and Response Rate	40	22%	45	22%

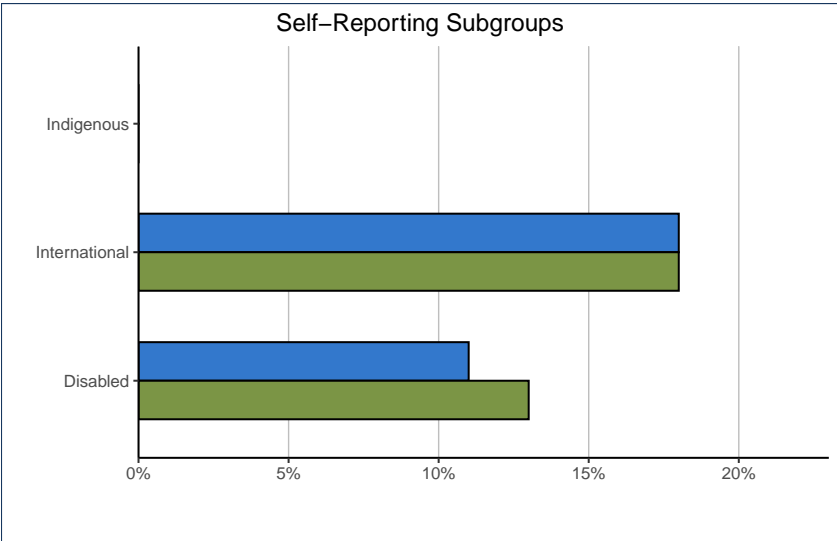


DEMOGRAPHIC INFORMATION

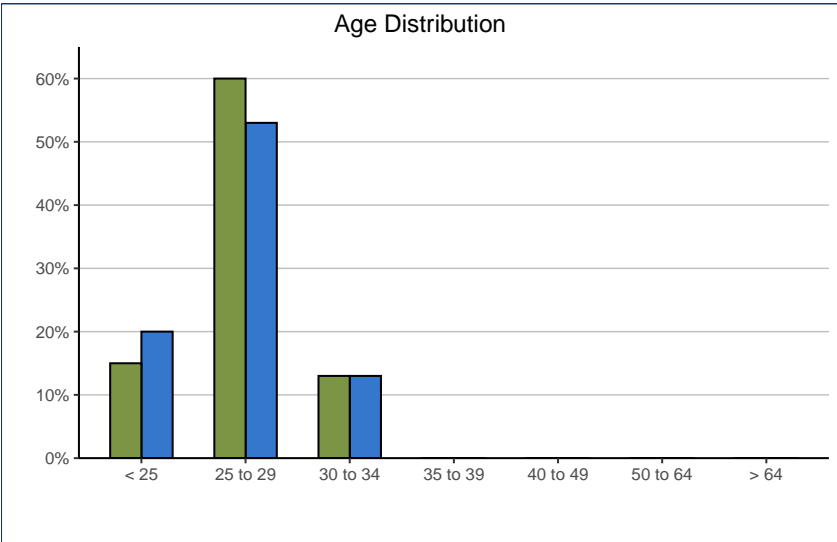
Self-Reporting Subgroups:	52.0201		OKAN	
Disabled	5	13%	5	11%
International	7	18%	8	18%
Indigenous	~	~	~	~

Gender:*	52.0201		OKAN	
Man/Boy	17	43%	21	48%
Woman/Girl	23	58%	23	52%
Total	40	100%	44	100%

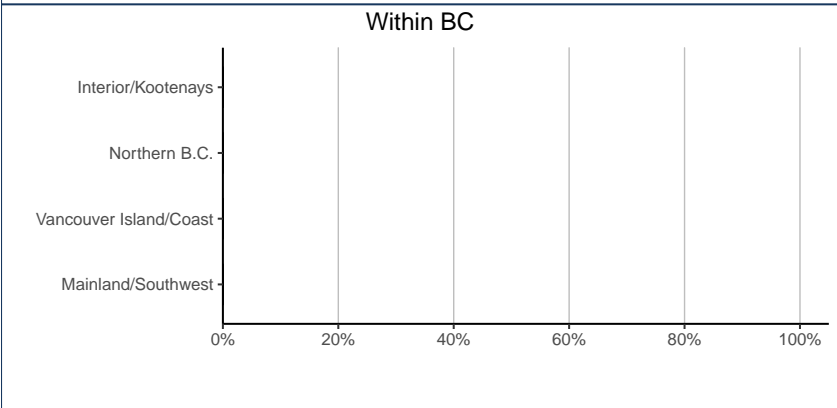
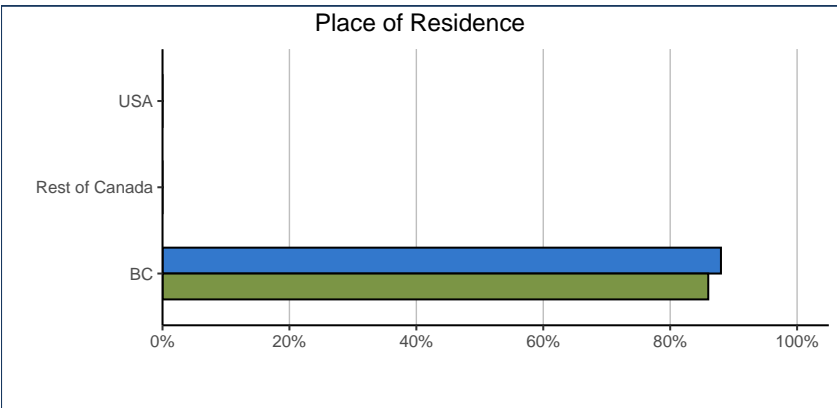
*Due to zero or low counts, institution-reported "Non-Binary" demographic data are not included



Age (at time of survey):	52.0201		OKAN	
< 25	6	15%	9	20%
25 to 29	24	60%	24	53%
30 to 34	5	13%	6	13%
35 to 39	~	~	~	~
40 to 49	~	~	~	~
50 to 64	0	0%	0	0%
> 64	0	0%	0	0%
Total	40	100%	45	100%
Median Age	27		26	
Average (mean) Age	29		29	



Place of Residence (at time of survey):	52.0201		OKAN	
BC – Mainland/Southwest	~	~	~	~
BC – Vancouver Island/Coast	0	0%	0	0%
BC – Northern B.C.	~	~	~	~
BC – Interior/Kootenays	~	~	~	~
BC Subtotal	32	86%	36	88%
Canada – Alberta	~	~	~	~
Canada – Ontario	~	~	~	~
Canada – Other	~	~	~	~
U.S.A.	0	0%	0	0%
Non-BC Subtotal	5	14%	5	12%
Total	37	100%	41	100%



EDUCATION EVALUATION AND SKILL DEVELOPMENT

Program Satisfaction:	52.0201		OKAN	
Very Satisfied	23	59%	23	52%
Satisfied	16	41%	21	48%
Dissatisfied	0	0%	0	0%
Very Dissatisfied	0	0%	0	0%
Total	39	100%	44	100%

Usefulness of Knowledge, Skills, and Abilities Acquired during Program in Work:	52.0201		OKAN	
Very Useful	19	53%	22	54%
Somewhat Useful	14	39%	14	34%
Not Very Useful	3	8%	4	10%
Not at All Useful	0	0%	1	2%
Total	36	100%	41	100%

Took upgrading, access, bridging, or other preparatory courses during or prior to studies:	52.0201		OKAN	
Yes	4	10%	4	9%
No	36	90%	41	91%

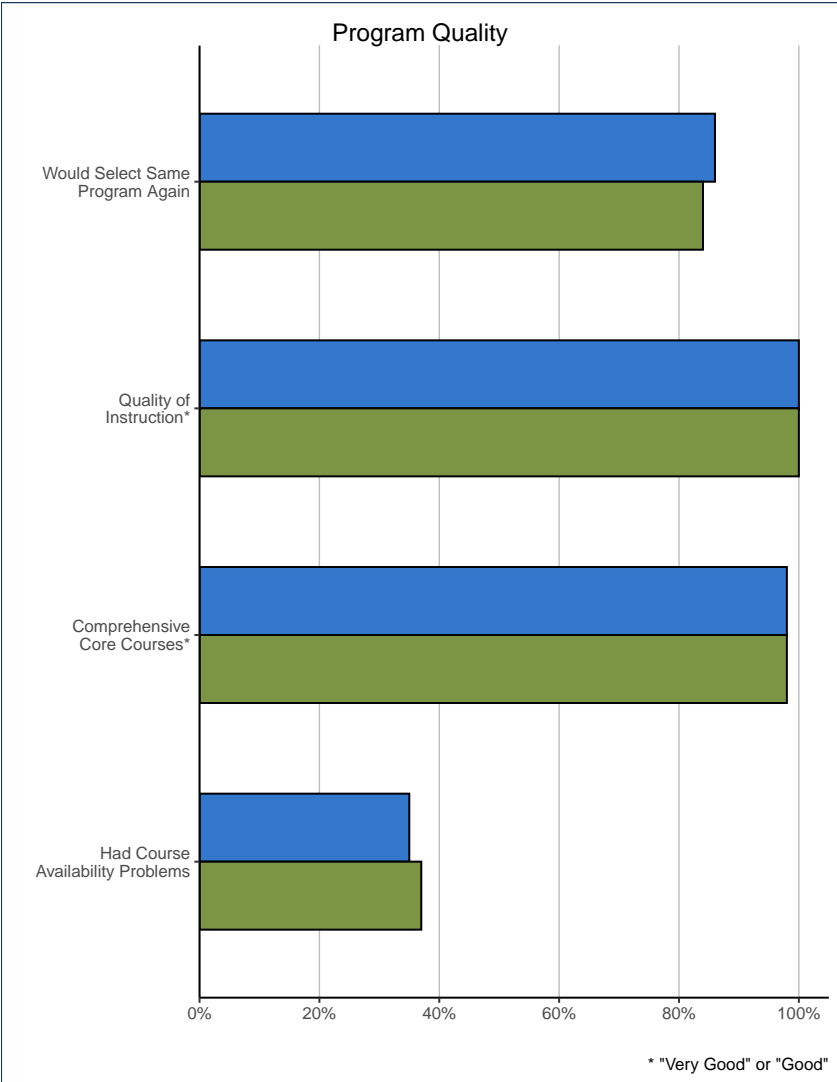
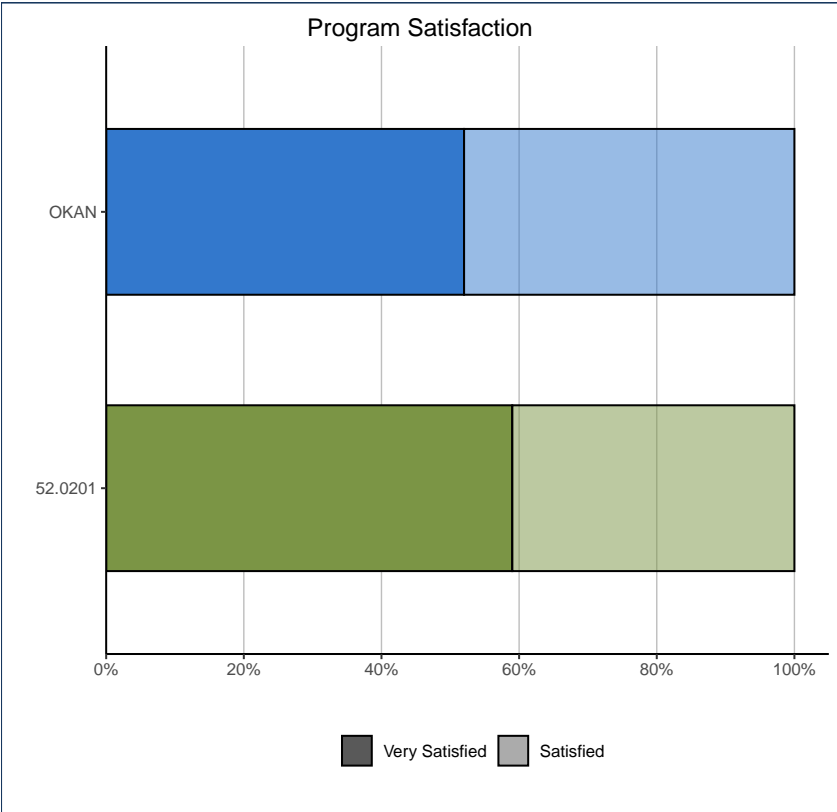
Would select the same program again:	52.0201		OKAN	
Yes	31	84%	36	86%
No	6	16%	6	14%

Quality of Instruction:	52.0201		OKAN	
Very Good	19	49%	20	45%
Good	20	51%	24	55%
Poor	0	0%	0	0%
Very Poor	0	0%	0	0%
Total	39	100%	44	100%

Comprehensiveness of Core Courses:	52.0201		OKAN	
Very Good	19	49%	21	48%
Good	19	49%	22	50%
Poor	1	3%	1	2%
Very Poor	0	0%	0	0%
Total	39	100%	44	100%

Course Availability:	52.0201		OKAN	
Encountered course availability problems	14	37%	15	35%

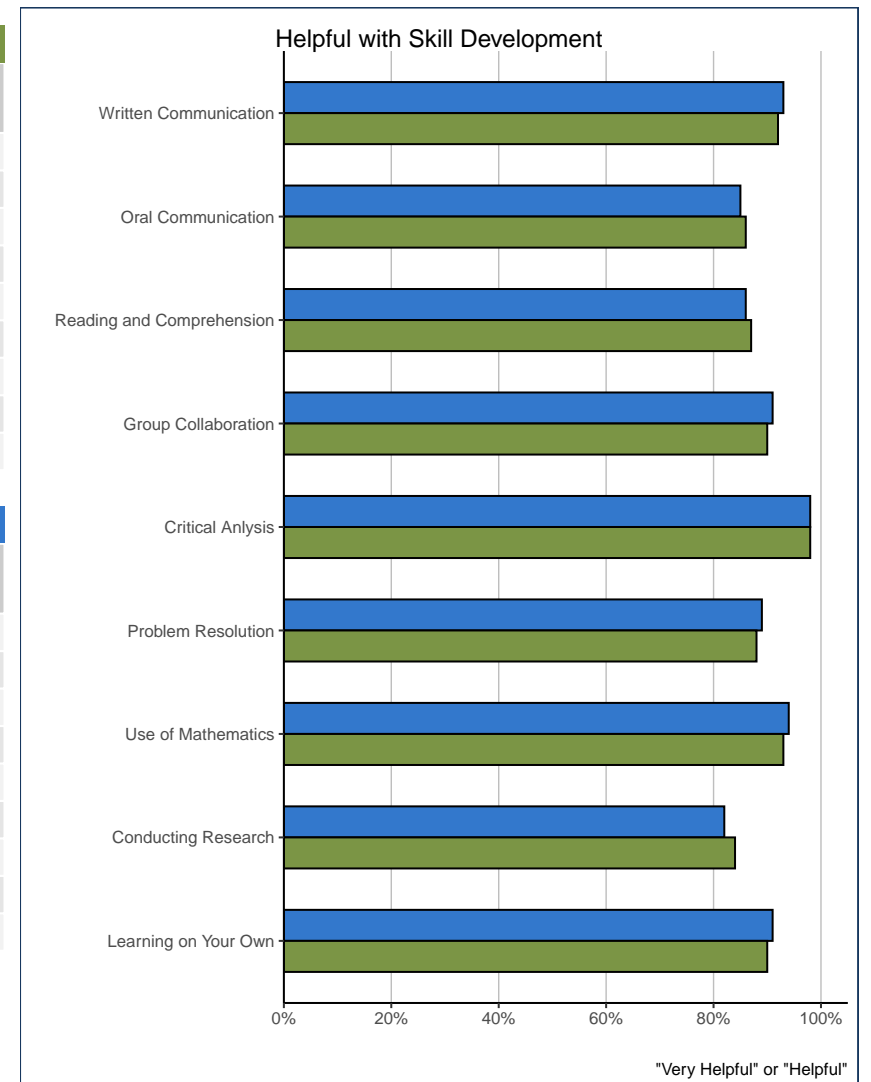
Financial Constraints:	52.0201		OKAN	
Had to interrupt studies for financial reasons	6	15%	6	13%
Had to take program part-time for financial reasons	10	25%	11	24%



SKILL DEVELOPMENT

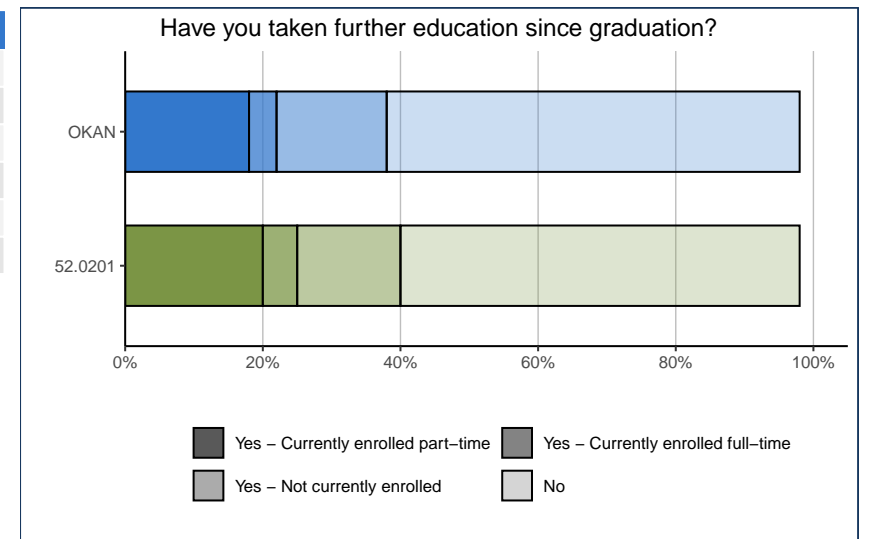
	52.0201				
Skill Development: How helpful was institution?	Very Helpful	Helpful	Not Very Helpful	Not at All Helpful	# Resp.
Written Communication	37%	55%	5%	3%	38
Oral Communication	33%	53%	13%	3%	40
Reading and Comprehension	37%	50%	13%	0%	38
Group Collaboration	40%	50%	8%	3%	40
Critical Analysis	40%	58%	3%	0%	40
Problem Resolution	30%	58%	13%	0%	40
Use of Mathematics	31%	62%	5%	3%	39
Conducting Research	39%	45%	16%	0%	38
Learning on Your Own	49%	41%	10%	0%	39

	OKAN				
Skill Development: How helpful was institution?	Very Helpful	Helpful	Not Very Helpful	Not at All Helpful	# Resp.
Written Communication	33%	60%	5%	2%	43
Oral Communication	29%	56%	13%	2%	45
Reading and Comprehension	35%	51%	14%	0%	43
Group Collaboration	40%	51%	7%	2%	45
Critical Analysis	42%	56%	2%	0%	45
Problem Resolution	29%	60%	11%	0%	45
Use of Mathematics	30%	64%	5%	2%	44
Conducting Research	35%	47%	19%	0%	43
Learning on Your Own	48%	43%	9%	0%	44

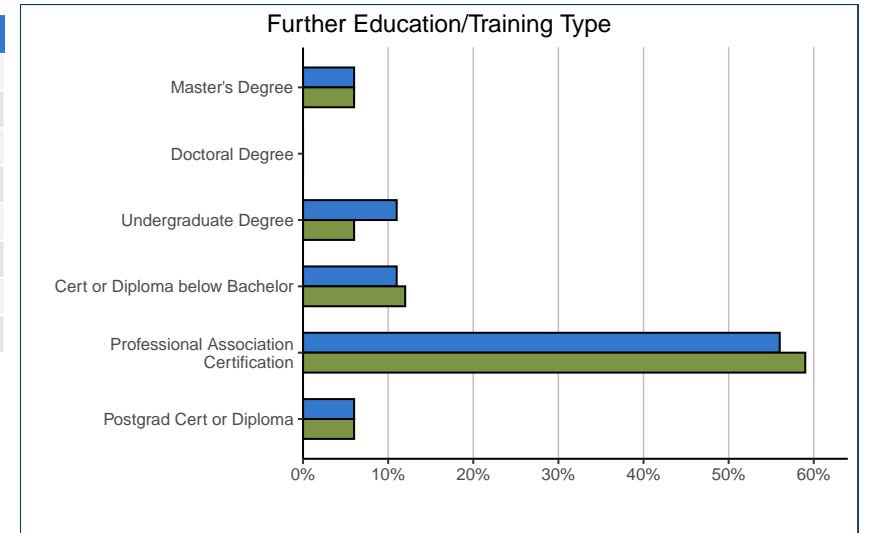


FURTHER EDUCATION

Took further education since 2022 graduation:	52.0201		OKAN	
Yes	17	43%	18	40%
Not currently enrolled	6	15%	7	16%
Currently enrolled full-time	2	5%	2	4%
Currently enrolled part-time	8	20%	8	18%
No	23	58%	27	60%
Total	40	100%	45	100%



Type of Formal Post-Secondary Education:	52.0201		OKAN	
Master's Degree	1	6%	1	6%
Doctoral Degree	0	0%	0	0%
Another Undergraduate Degree	1	6%	2	11%
Certificate or Diploma below Bachelor Level	2	12%	2	11%
Professional Association Certification	10	59%	10	56%
Postgraduate Certificate or Diploma	1	6%	1	6%
Other	2	12%	2	11%
Total	17	100%	18	100%



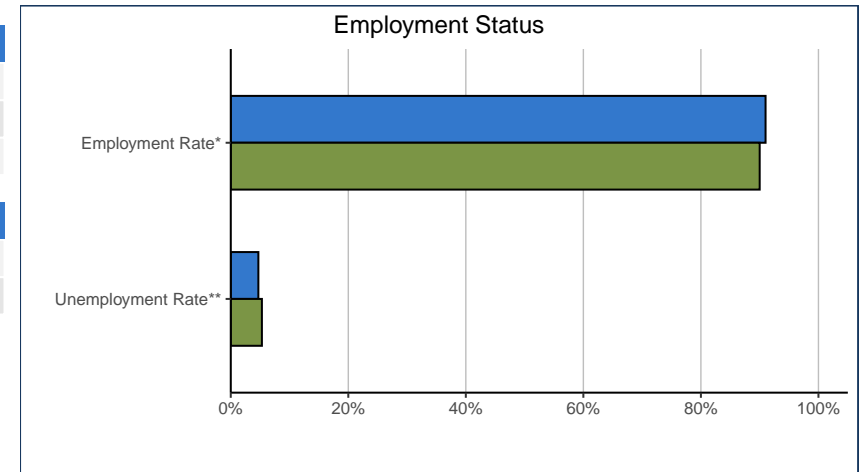
EMPLOYMENT

Labour Force Status:	52.0201		OKAN	
In Labour Force (working or seeking work)	38	95%	43	96%
Not in Labour Force	2	5%	2	4%
Total	40	100%	45	100%

Employment:	52.0201		OKAN	
Employment Rate*	36	90%	41	91%
Unemployment Rate**	2	5.3%	2	4.7%

*Percent = Total employed divided by total number of respondents

**Percent = Total unemployed divided by total number in labour force



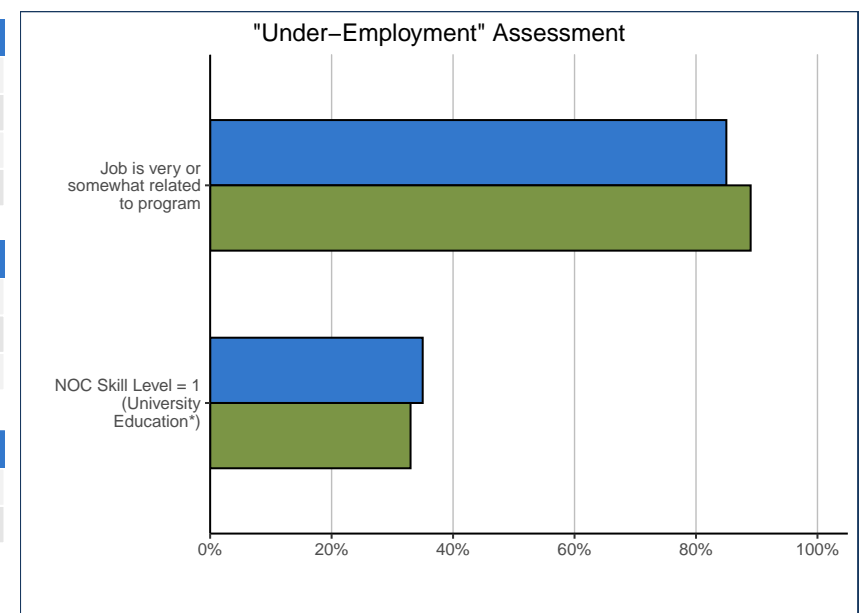
Status of Graduates NOT in Labour Force:	52.0201		OKAN	
Attending School FT	1	50%	1	50%
Attending School PT	0	0%	0	0%
Other	1	50%	1	50%
Total NOT in Labour Force	2	100%	2	100%

Primary Employment Type:	52.0201		OKAN	
Paid Worker	34	94%	39	95%
Self-Employed	2	6%	2	5%
Total	36	100%	41	100%

Job Characteristics:	52.0201		OKAN	
I hold more than one job*	7	19%	8	20%
My main job is full-time (>= 30 hours per week)**	35	97%	40	98%

*Of total employed

**Of those who provided data on hours/week worked



How related is your main job to your program?	52.0201		OKAN	
Very Related	18	50%	21	51%
Somewhat Related	14	39%	14	34%
Not Very Related	2	6%	2	5%
Not at All Related	2	6%	4	10%
Total	36	100%	41	100%

"Under-Employment" Assessment:	52.0201		OKAN	
Job is very or somewhat related to program	32	89%	35	85%
NOC Skill Level = 1 (University Education)*	12	33%	14	35%

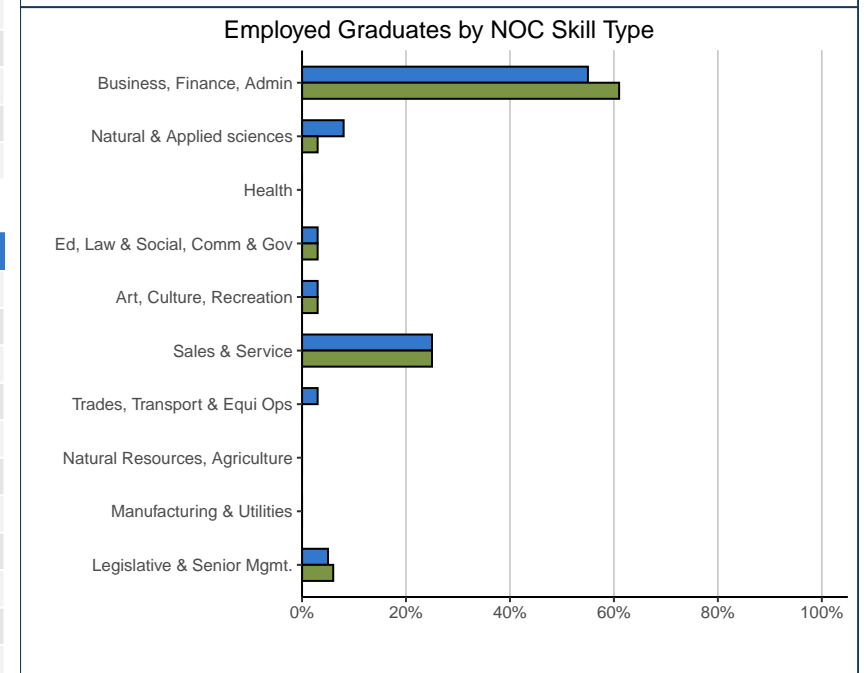
*Of total valid responses; NOC 2021 (TEER)

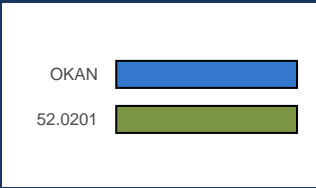
Gross Annual Income from Main Job:*	52.0201		OKAN	
Less than \$20,000	0	0%	0	0%
\$20,000 to \$39,999	~	~	~	~
\$40,000 to \$59,999	13	43%	14	42%
\$60,000 to \$79,999	8	27%	8	24%
\$80,000 to \$99,999	~	~	~	~
\$100,000 and Above	~	~	~	~
Total	30	100%	33	100%
Median Annual Income (full-time) (\$)	59,446		59,892	
Average Annual Income (full-time) (\$)	65,918		66,668	

*Where data provided



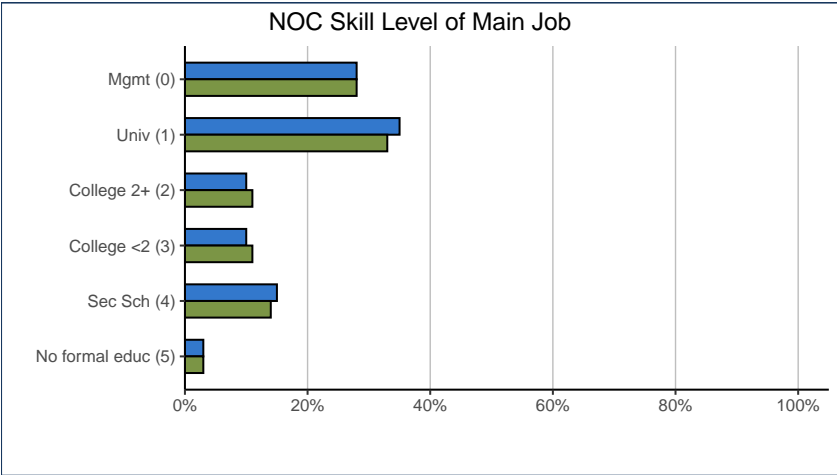
NOC Skill Type of Main Job (NOC 2021):	52.0201		OKAN	
Legislative and senior management	2	6%	2	5%
Business, finance & administration	22	61%	22	55%
Natural & applied sciences & related	1	3%	3	8%
Health	0	0%	0	0%
Education, law and social, community & government	1	3%	1	3%
Art, culture, recreation & sport	1	3%	1	3%
Sales & service	9	25%	10	25%
Trades, transport & equipment operators & related	0	0%	1	3%
Natural resources, agriculture & related production	0	0%	0	0%
Manufacturing & utilities	0	0%	0	0%
Total	36	100%	40	100%



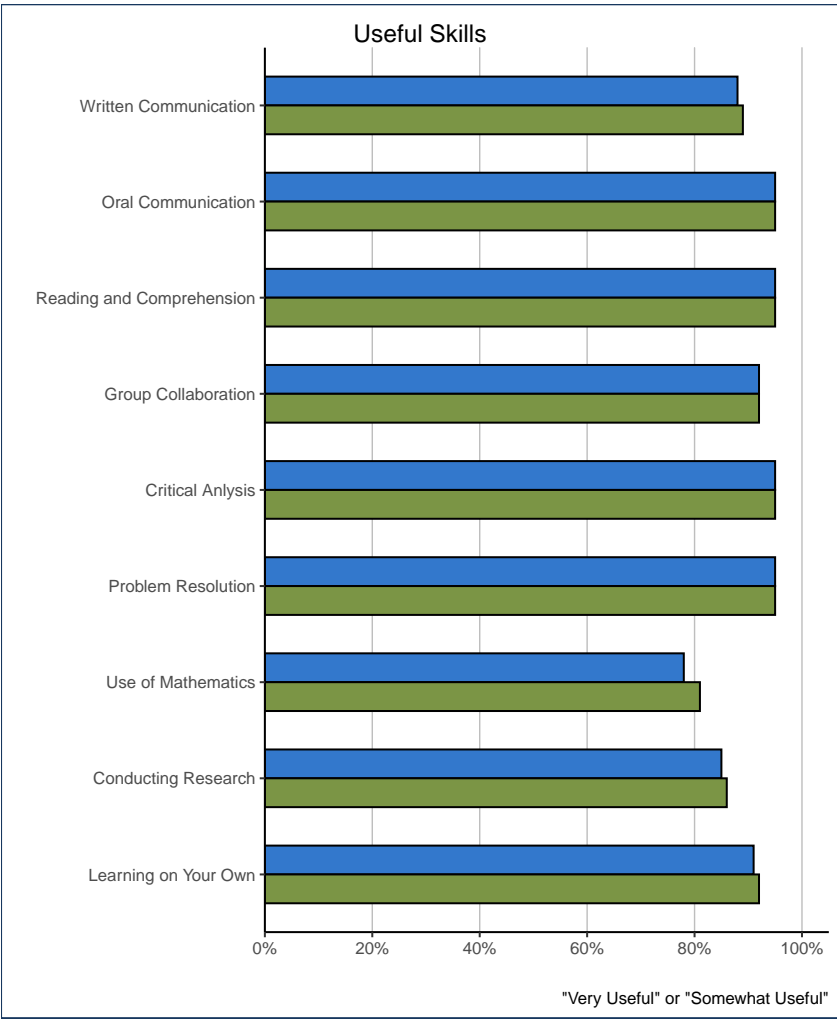


EMPLOYMENT, continued

NOC Skill Level of Main Job (NOC 2021 (TEER)):	52.0201		OKAN	
0. Management	10	28%	11	28%
1. University education	12	33%	14	35%
2. College education/trade apprenticeship (2+ years)	4	11%	4	10%
3. College education/trade apprenticeship (<2 years)	4	11%	4	10%
4. Secondary school + job-specific training	5	14%	6	15%
5. No formal education	1	3%	1	3%
Total	36	100%	40	100%



	52.0201				
How useful are the following skills and abilities in doing your main job?	Very Useful	Somewhat Useful	Not Very Useful	Not at All Useful	# Resp.
Written Communication	75%	14%	11%	0%	36
Oral Communication	78%	17%	6%	0%	36
Reading and Comprehension	81%	14%	6%	0%	36
Group Collaboration	78%	14%	8%	0%	36
Critical Anlysis	81%	14%	6%	0%	36
Problem Resolution	89%	6%	6%	0%	36
Use of Mathematics	53%	28%	19%	0%	36
Conducting Research	46%	40%	9%	6%	35
Learning on Your Own	75%	17%	8%	0%	36



	OKAN				
How useful are the following skills and abilities in doing your main job?	Very Useful	Somewhat Useful	Not Very Useful	Not at All Useful	# Resp.
Written Communication	73%	15%	12%	0%	41
Oral Communication	80%	15%	5%	0%	41
Reading and Comprehension	83%	12%	5%	0%	41
Group Collaboration	80%	12%	7%	0%	41
Critical Anlysis	83%	12%	5%	0%	41
Problem Resolution	90%	5%	5%	0%	41
Use of Mathematics	49%	29%	20%	2%	41
Conducting Research	45%	40%	10%	5%	40
Learning on Your Own	76%	15%	10%	0%	41

Top 10 Full-Time Occupations of 52.0201 Graduates*:			52.0201
NOC_2021	NOC Skill Level	Description	% Employed FT in this Occ.**
11100	1	Financial auditors and accountants	17%
*			
*			
*			
*			
*			
*			
*			
*			
*			

* Data not displayed where n < 5; NOC 2021
** Percentages cited are of those employed

Top 10 Full-Time Occupations of OKAN Graduates*:			OKAN
NOC_2021	NOC Skill Level	Description	% Employed FT in this Occ.**
11100	1	Financial auditors and accountants	15%
*			
*			
*			
*			
*			
*			
*			
*			
*			

* Data not displayed where n < 5; NOC 2021
** Percentages cited are of those employed

EDUCATION FINANCING

Funding Sources (3 sources allowed):*	52.0201		OKAN	
Personal savings, investments	15	38%	16	36%
Employment while studying	18	46%	20	45%
Family/Friends	22	56%	25	57%
Personal bank loans	4	10%	4	9%
Government student loans	12	31%	14	32%
Scholarships/Bursaries/Grants	8	21%	10	23%
Other	8	21%	8	18%
Total	39		44	

* Percentage of respondents who identified this source

Financial Debt Incurred to Finance Bac. Ed.:*	52.0201		OKAN	
Incurred any form of financial debt	20	50%	22	49%
Incurred government-sponsored student loan debt	13	33%	15	33%

* Percentage of respondents who provided data

Financial Debt Amount:*	52.0201		OKAN	
< \$1,000	0	0%	0	0%
\$1,000 to \$4,999	0	0%	0	0%
\$5,000 to \$9,999	5	26%	5	25%
\$10,000 to \$14,999	2	11%	2	10%
\$15,000 to \$19,999	2	11%	2	10%
\$20,000 to \$29,999	3	16%	3	15%
\$30,000 to \$39,999	2	11%	2	10%
\$40,000 or More	5	26%	6	30%
Total	19	100%	20	100%
Median Financial Debt (\$)	20,000		22,500	

* Includes only cases where financial debt was incurred

Gov't-Sponsored Student Loan Debt Amount:*	52.0201		OKAN	
< \$1,000	0	0%	0	0%
\$1,000 to \$4,999	0	0%	0	0%
\$5,000 to \$9,999	1	9%	1	8%
\$10,000 to \$14,999	1	9%	1	8%
\$15,000 to \$19,999	1	9%	1	8%
\$20,000 to \$29,999	2	18%	2	17%
\$30,000 to \$39,999	2	18%	2	17%
\$40,000 or More	4	36%	5	42%
Total	11	100%	12	100%
Median Gov't-Sponsored Loan Debt (\$)	34,000		34,500	

* Includes only cases where government-sponsored debt was incurred

Gov't-Sponsored Loan Debt Outstanding:*	52.0201		OKAN	
None – Loan repaid in full	0	0%	0	0%
< \$1,000	0	0%	0	0%
\$1,000 to \$4,999	2	18%	2	17%
\$5,000 to \$9,999	0	0%	0	0%
\$10,000 to \$14,999	2	18%	2	17%
\$15,000 to \$19,999	0	0%	0	0%
\$20,000 to \$29,999	2	18%	2	17%
\$30,000 to \$39,999	2	18%	3	25%
\$40,000 or More	3	27%	3	25%
Total	11	100%	12	100%
Median Gov't-Sponsored Loan Debt Outstanding** (\$)	25,000		30,000	

* Includes only cases where government-sponsored debt was incurred, and valid "amount remaining" was provided

** Median amounts shown are based on those who had remaining government student loan debt

