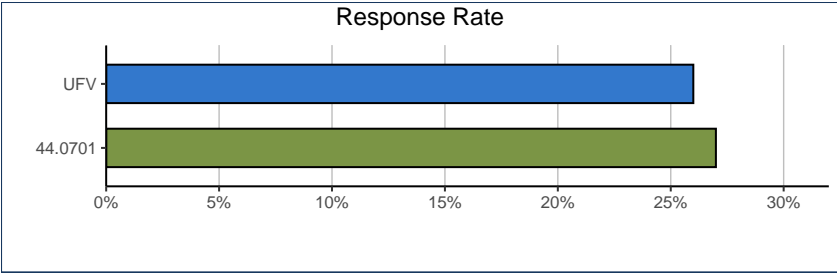


RESPONSE RATE

Survey Response Rate:	44.0701		UFV	
Baccalaureate Graduates Survey Cohort	51	100%	1,104	100%
Survey Respondents and Response Rate	14	27%	291	26%

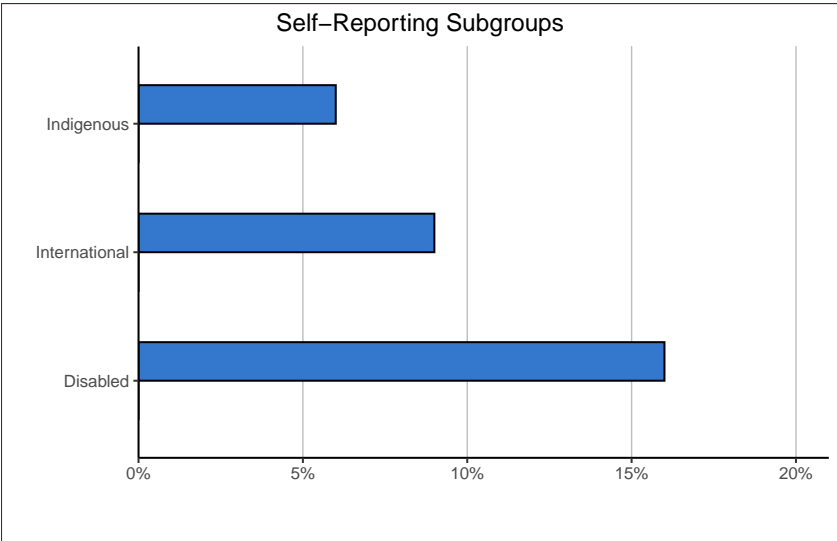


DEMOGRAPHIC INFORMATION

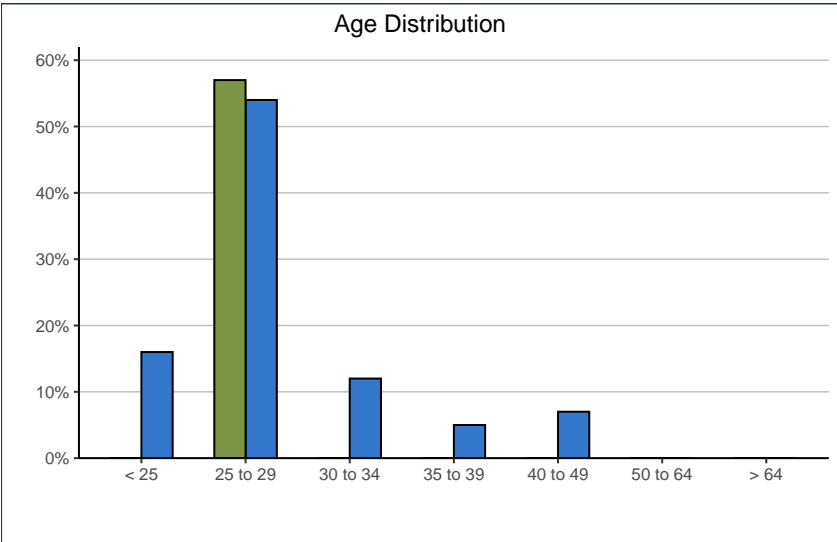
Self-Reporting Subgroups:	44.0701		UFV	
Disabled	~	~	45	16%
International	0	0%	25	9%
Indigenous	0	0%	16	6%

Gender:*	44.0701		UFV	
Man/Boy	~	~	100	34%
Woman/Girl	~	~	190	66%
Total	14	100%	290	100%

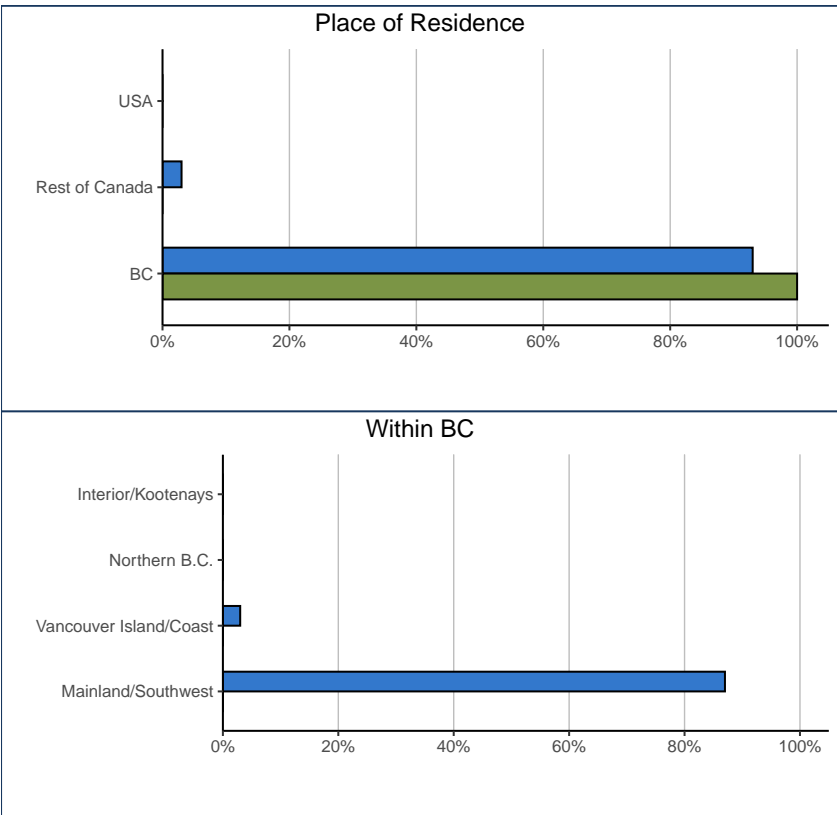
*Due to zero or low counts, institution-reported "Non-Binary" demographic data are not included



Age (at time of survey):	44.0701		UFV	
< 25	0	0%	47	16%
25 to 29	8	57%	156	54%
30 to 34	~	~	34	12%
35 to 39	0	0%	16	5%
40 to 49	~	~	21	7%
50 to 64	~	~	~	~
> 64	0	0%	~	~
Total	14	100%	291	100%
Median Age	28		27	
Average (mean) Age	33		30	



Place of Residence (at time of survey):	44.0701		UFV	
BC – Mainland/Southwest	~	~	230	87%
BC – Vancouver Island/Coast	~	~	8	3%
BC – Northern B.C.	0	0%	~	~
BC – Interior/Kootenays	0	0%	~	~
BC Subtotal	13	100%	245	93%
Canada – Alberta	0	0%	~	~
Canada – Ontario	0	0%	8	3%
Canada – Other	0	0%	~	~
U.S.A.	0	0%	0	0%
Non-BC Subtotal	0	0%	18	7%
Total	13	100%	263	100%



EDUCATION EVALUATION AND SKILL DEVELOPMENT

Program Satisfaction:	44.0701		UFV	
Very Satisfied	4	31%	98	34%
Satisfied	8	62%	171	59%
Dissatisfied	0	0%	14	5%
Very Dissatisfied	1	8%	6	2%
Total	13	100%	289	100%

Usefulness of Knowledge, Skills, and Abilities Acquired during Program in Work:	44.0701		UFV	
Very Useful	4	33%	102	43%
Somewhat Useful	7	58%	105	44%
Not Very Useful	1	8%	25	11%
Not at All Useful	0	0%	6	3%
Total	12	100%	238	100%

Took upgrading, access, bridging, or other preparatory courses during or prior to studies:	44.0701		UFV	
Yes	4	29%	36	13%
No	10	71%	246	87%

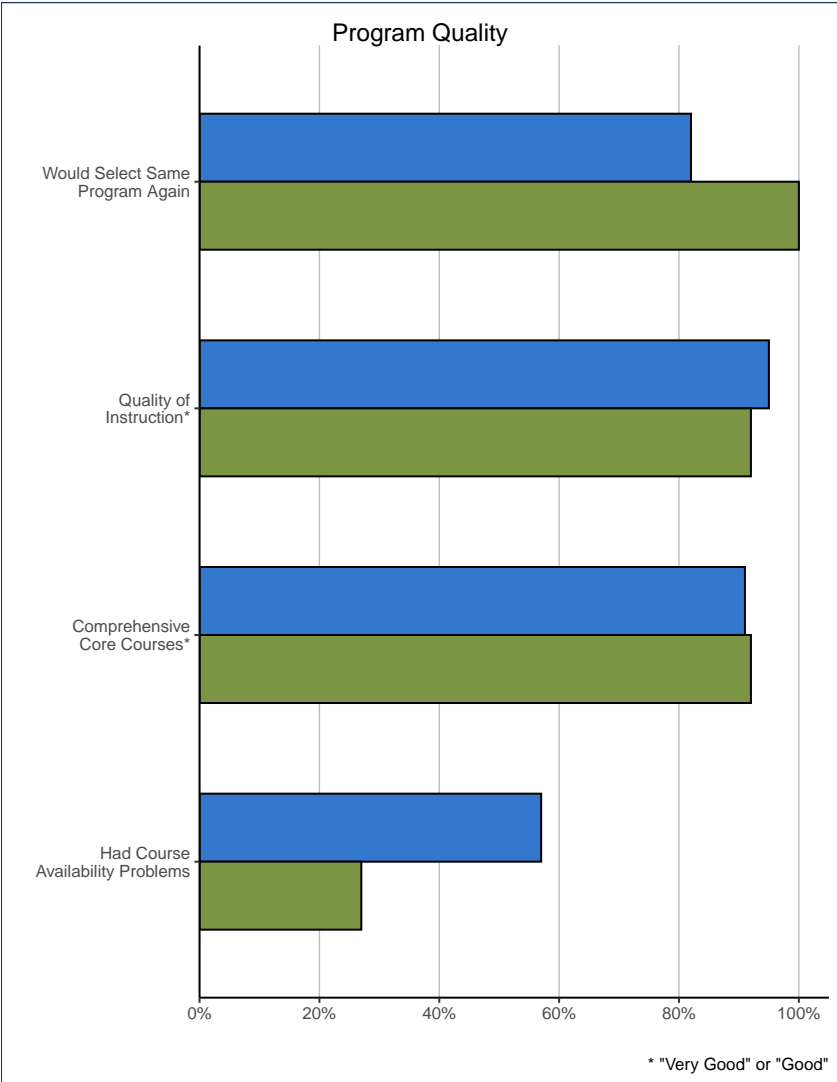
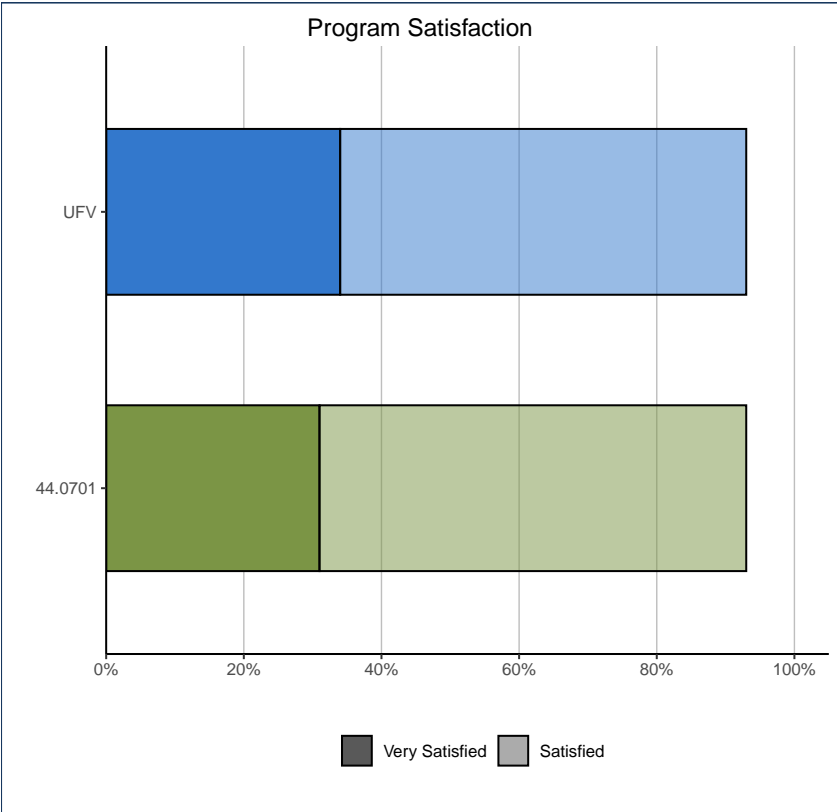
Would select the same program again:	44.0701		UFV	
Yes	12	100%	210	82%
No	0	0%	47	18%

Quality of Instruction:	44.0701		UFV	
Very Good	6	46%	97	34%
Good	6	46%	175	61%
Poor	0	0%	13	4%
Very Poor	1	8%	4	1%
Total	13	100%	289	100%

Comprehensiveness of Core Courses:	44.0701		UFV	
Very Good	6	46%	75	27%
Good	6	46%	179	64%
Poor	1	8%	21	8%
Very Poor	0	0%	5	2%
Total	13	100%	280	100%

Course Availability:	44.0701		UFV	
Encountered course availability problems	3	27%	161	57%

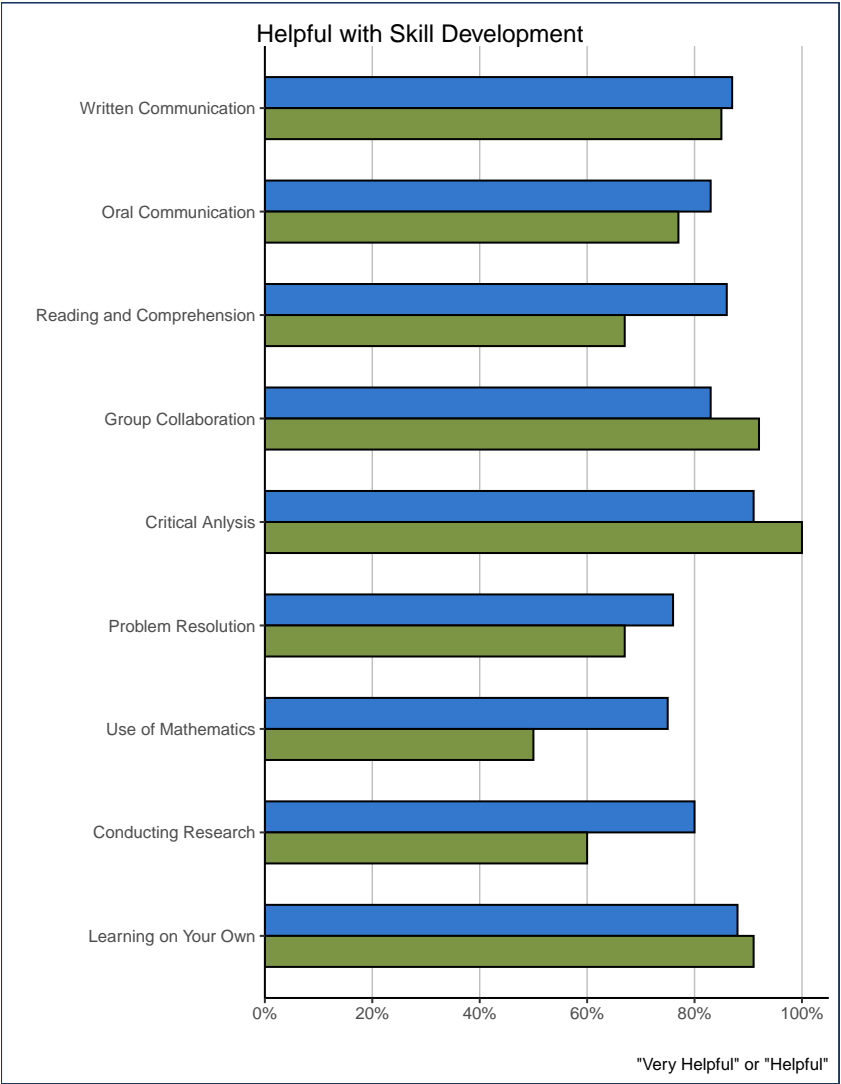
Financial Constraints:	44.0701		UFV	
Had to interrupt studies for financial reasons	1	7%	43	15%
Had to take program part-time for financial reasons	2	14%	74	26%



SKILL DEVELOPMENT

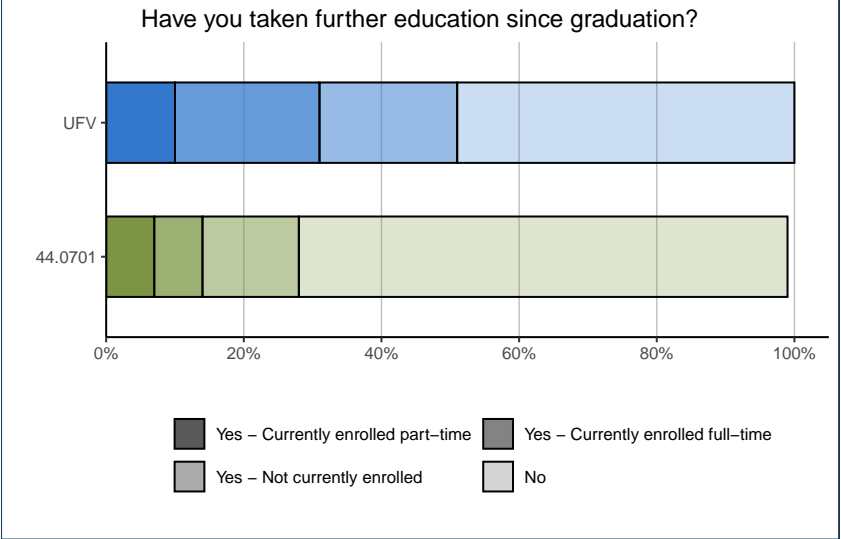
	44.0701				
Skill Development: How helpful was institution?	Very Helpful	Helpful	Not Very Helpful	Not at All Helpful	# Resp.
Written Communication	31%	54%	8%	8%	13
Oral Communication	15%	62%	23%	0%	13
Reading and Comprehension	17%	50%	33%	0%	12
Group Collaboration	15%	77%	8%	0%	13
Critical Anlysis	42%	58%	0%	0%	12
Problem Resolution	25%	42%	25%	8%	12
Use of Mathematics	0%	50%	50%	0%	4
Conducting Research	20%	40%	40%	0%	10
Learning on Your Own	36%	55%	9%	0%	11

	UFV				
Skill Development: How helpful was institution?	Very Helpful	Helpful	Not Very Helpful	Not at All Helpful	# Resp.
Written Communication	29%	58%	11%	2%	283
Oral Communication	24%	59%	16%	1%	283
Reading and Comprehension	31%	55%	11%	3%	280
Group Collaboration	29%	54%	12%	5%	284
Critical Anlysis	38%	53%	6%	3%	285
Problem Resolution	23%	53%	20%	4%	275
Use of Mathematics	20%	55%	18%	8%	200
Conducting Research	37%	43%	18%	2%	270
Learning on Your Own	37%	51%	9%	3%	282

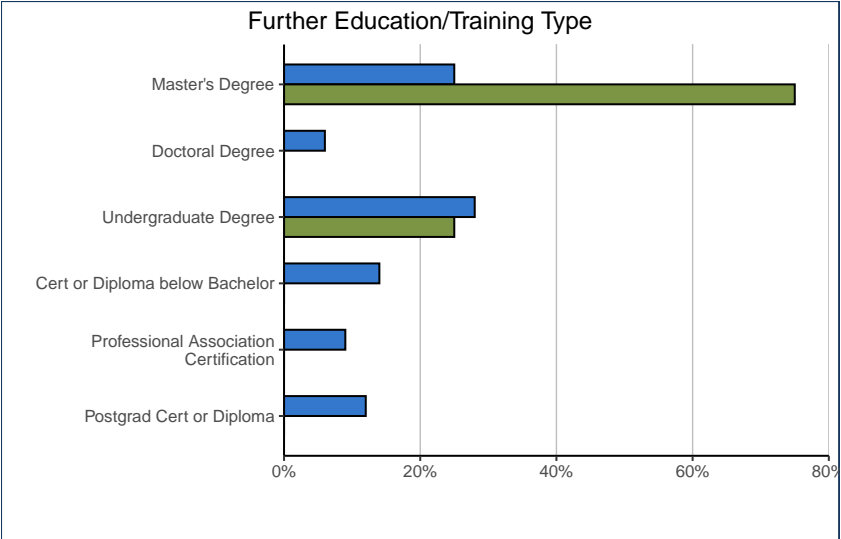


FURTHER EDUCATION

Took further education since 2022 graduation:	44.0701		UFV	
Yes	4	29%	149	51%
Not currently enrolled	2	14%	58	20%
Currently enrolled full-time	1	7%	62	21%
Currently enrolled part-time	1	7%	29	10%
No	10	71%	142	49%
Total	14	100%	291	100%



Type of Formal Post-Secondary Education:	44.0701		UFV	
Master's Degree	3	75%	37	25%
Doctoral Degree	0	0%	9	6%
Another Undergraduate Degree	1	25%	41	28%
Certificate or Diploma below Bachelor Level	0	0%	20	14%
Professional Association Certification	0	0%	13	9%
Postgraduate Certificate or Diploma	0	0%	18	12%
Other	0	0%	8	5%
Total	4	100%	146	100%



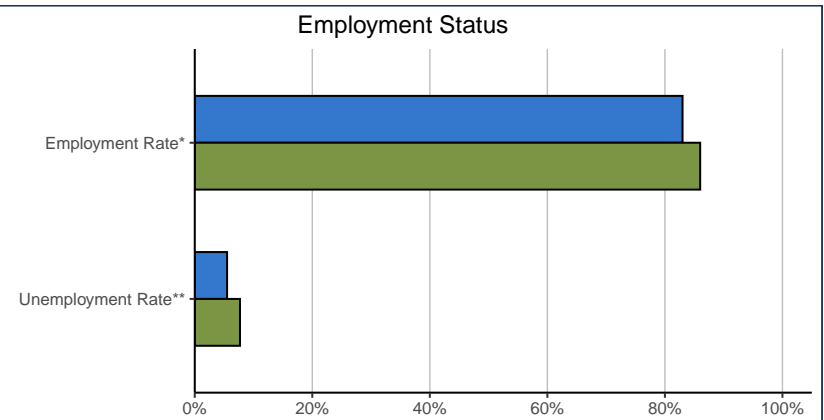
EMPLOYMENT

Labour Force Status:	44.0701		UFV	
In Labour Force (working or seeking work)	13	100%	255	89%
Not in Labour Force	0	0%	32	11%
Total	13	100%	287	100%

Employment:	44.0701		UFV	
Employment Rate*	12	86%	241	83%
Unemployment Rate**	1	7.7%	14	5.5%

*Percent = Total employed divided by total number of respondents

**Percent = Total unemployed divided by total number in labour force



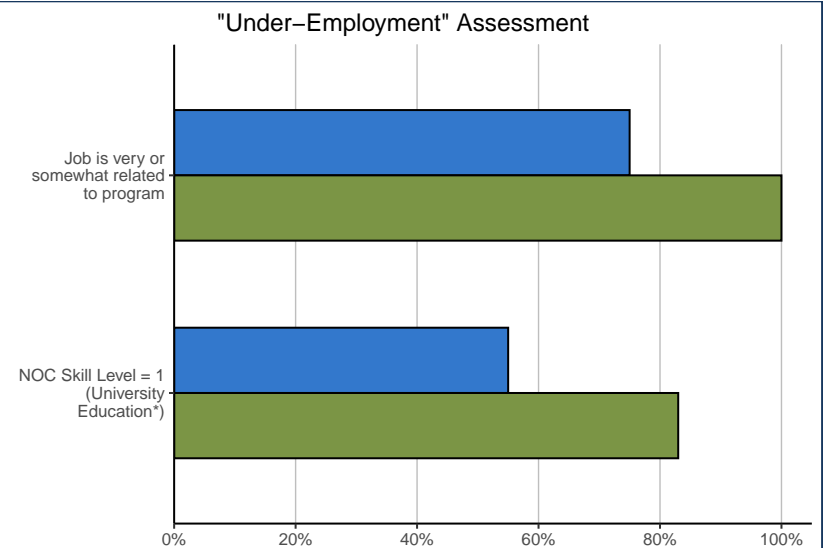
Status of Graduates NOT in Labour Force:	44.0701		UFV	
Attending School FT	0	0%	23	72%
Attending School PT	0	0%	1	3%
Other	0	0%	8	25%
Total NOT in Labour Force	0	0%	32	100%

Primary Employment Type:	44.0701		UFV	
Paid Worker	12	100%	225	93%
Self-Employed	0	0%	16	7%
Total	12	100%	241	100%

Job Characteristics:	44.0701		UFV	
I hold more than one job*	2	17%	50	21%
My main job is full-time (>= 30 hours per week)**	11	100%	200	88%

*Of total employed

**Of those who provided data on hours/week worked



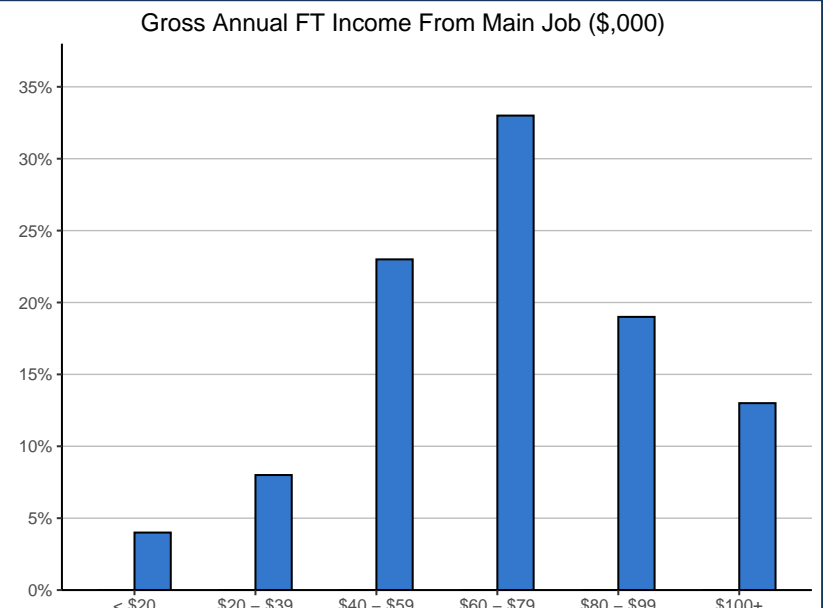
How related is your main job to your program?	44.0701		UFV	
Very Related	8	67%	114	48%
Somewhat Related	4	33%	66	28%
Not Very Related	0	0%	27	11%
Not at All Related	0	0%	33	14%
Total	12	100%	240	100%

"Under-Employment" Assessment:	44.0701		UFV	
Job is very or somewhat related to program	12	100%	180	75%
NOC Skill Level = 1 (University Education)*	10	83%	124	55%

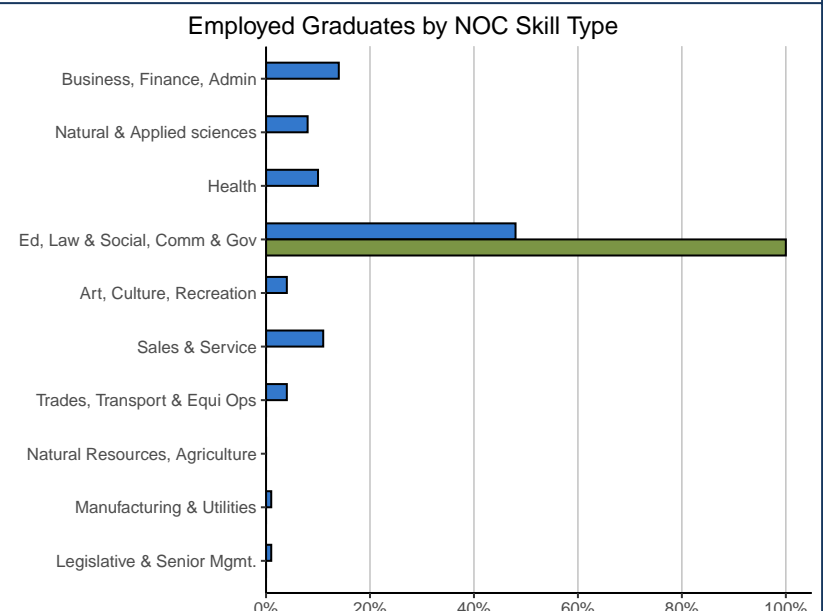
*Of total valid responses; NOC 2021 (TEER)

Gross Annual Income from Main Job:*	44.0701		UFV	
Less than \$20,000	0	0%	8	4%
\$20,000 to \$39,999	0	0%	15	8%
\$40,000 to \$59,999	0	0%	42	23%
\$60,000 to \$79,999	~	~	60	33%
\$80,000 to \$99,999	~	~	35	19%
\$100,000 and Above	0	0%	24	13%
Total	10	100%	184	100%
Median Annual Income (full-time) (\$)	88,982		70,000	
Average Annual Income (full-time) (\$)	86,878		74,574	

*Where data provided

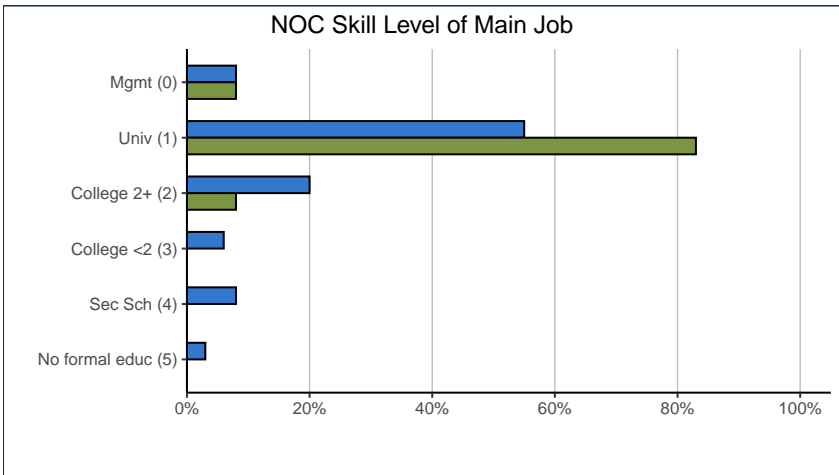


NOC Skill Type of Main Job (NOC 2021):	44.0701		UFV	
Legislative and senior management	0	0%	2	1%
Business, finance & administration	0	0%	32	14%
Natural & applied sciences & related	0	0%	17	8%
Health	0	0%	23	10%
Education, law and social, community & government	12	100%	107	48%
Art, culture, recreation & sport	0	0%	8	4%
Sales & service	0	0%	24	11%
Trades, transport & equipment operators & related	0	0%	9	4%
Natural resources, agriculture & related production	0	0%	1	0%
Manufacturing & utilities	0	0%	2	1%
Total	12	100%	225	100%

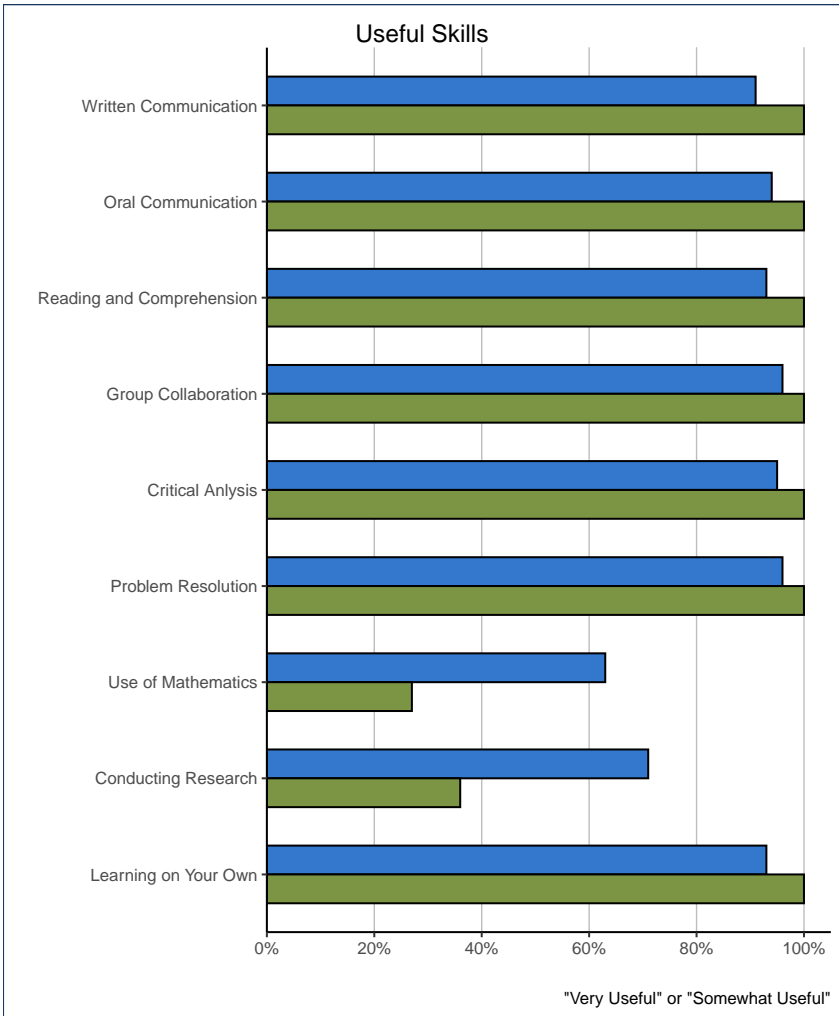


EMPLOYMENT, continued

NOC Skill Level of Main Job (NOC 2021 (TEER)):	44.0701		UFV	
0. Management	1	8%	18	8%
1. University education	10	83%	124	55%
2. College education/trade apprenticeship (2+ years)	1	8%	45	20%
3. College education/trade apprenticeship (<2 years)	0	0%	13	6%
4. Secondary school + job-specific training	0	0%	19	8%
5. No formal education	0	0%	6	3%
Total	12	100%	225	100%



	44.0701				
How useful are the following skills and abilities in doing your main job?	Very Useful	Somewhat Useful	Not Very Useful	Not at All Useful	# Resp.
Written Communication	92%	8%	0%	0%	12
Oral Communication	92%	8%	0%	0%	12
Reading and Comprehension	67%	33%	0%	0%	12
Group Collaboration	83%	17%	0%	0%	12
Critical Anlysis	67%	33%	0%	0%	12
Problem Resolution	92%	8%	0%	0%	12
Use of Mathematics	0%	27%	36%	36%	11
Conducting Research	27%	9%	36%	27%	11
Learning on Your Own	50%	50%	0%	0%	12



Top 10 Full-Time Occupations of 44.0701 Graduates*:			44.0701
NOC_2021	NOC Skill Level	Description	% Employed FT in this Occ.**
41300	1	Social workers	75%
*			
*			
*			
*			
*			
*			
*			
*			
*			

* Data not displayed where n < 5; NOC 2021
** Percentages cited are of those employed

Top 10 Full-Time Occupations of UFV Graduates*:			UFV
NOC_2021	NOC Skill Level	Description	% Employed FT in this Occ.**
41221	1	Elementary school and kindergarten teachers	10%
31301	1	Registered nurses and registered psychiatric nurses	7%
41220	1	Secondary school teachers	5%
42201	2	Social and community service workers	5%
4122X	1	Secondary, elementary and kindergarten school teachers	4%
41300	1	Social workers	4%
41301	1	Therapists in counselling and related specialized therapies	2%
XXXXX	X	Unclassified occupations	2%
*			
*			

* Data not displayed where n < 5; NOC 2021
** Percentages cited are of those employed

EDUCATION FINANCING

Funding Sources (3 sources allowed):*	44.0701		UFV	
Personal savings, investments	4	29%	95	33%
Employment while studying	5	36%	175	61%
Family/Friends	5	36%	132	46%
Personal bank loans	0	0%	15	5%
Government student loans	7	50%	85	30%
Scholarships/Bursaries/Grants	6	43%	103	36%
Other	2	14%	61	21%
Total	14		288	

* Percentage of respondents who identified this source

Financial Debt Incurred to Finance Bac. Ed.:*	44.0701		UFV	
Incurred any form of financial debt	9	64%	112	39%
Incurred government-sponsored student loan debt	9	64%	92	32%

* Percentage of respondents who provided data

Financial Debt Amount:*	44.0701		UFV	
< \$1,000	0	0%	0	0%
\$1,000 to \$4,999	0	0%	0	0%
\$5,000 to \$9,999	0	0%	3	3%
\$10,000 to \$14,999	0	0%	16	18%
\$15,000 to \$19,999	1	17%	8	9%
\$20,000 to \$29,999	1	17%	14	16%
\$30,000 to \$39,999	2	33%	16	18%
\$40,000 or More	2	33%	30	34%
Total	6	100%	87	100%
Median Financial Debt (\$)	30,500		30,000	

* Includes only cases where financial debt was incurred

Gov't-Sponsored Student Loan Debt Amount:*	44.0701		UFV	
< \$1,000	0	0%	0	0%
\$1,000 to \$4,999	0	0%	0	0%
\$5,000 to \$9,999	0	0%	2	4%
\$10,000 to \$14,999	0	0%	12	21%
\$15,000 to \$19,999	0	0%	4	7%
\$20,000 to \$29,999	1	20%	10	18%
\$30,000 to \$39,999	2	40%	12	21%
\$40,000 or More	2	40%	17	30%
Total	5	100%	57	100%
Median Gov't-Sponsored Loan Debt (\$)	36,000		30,000	

* Includes only cases where government-sponsored debt was incurred

Gov't-Sponsored Loan Debt Outstanding:*	44.0701		UFV	
None – Loan repaid in full	1	17%	14	21%
< \$1,000	0	0%	0	0%
\$1,000 to \$4,999	0	0%	2	3%
\$5,000 to \$9,999	0	0%	10	15%
\$10,000 to \$14,999	0	0%	2	3%
\$15,000 to \$19,999	0	0%	6	9%
\$20,000 to \$29,999	4	67%	16	24%
\$30,000 to \$39,999	1	17%	5	7%
\$40,000 or More	0	0%	12	18%
Total	6	100%	67	100%
Median Gov't-Sponsored Loan Debt Outstanding** (\$)	21,000		24,000	

* Includes only cases where government-sponsored debt was incurred, and valid "amount remaining" was provided

** Median amounts shown are based on those who had remaining government student loan debt

