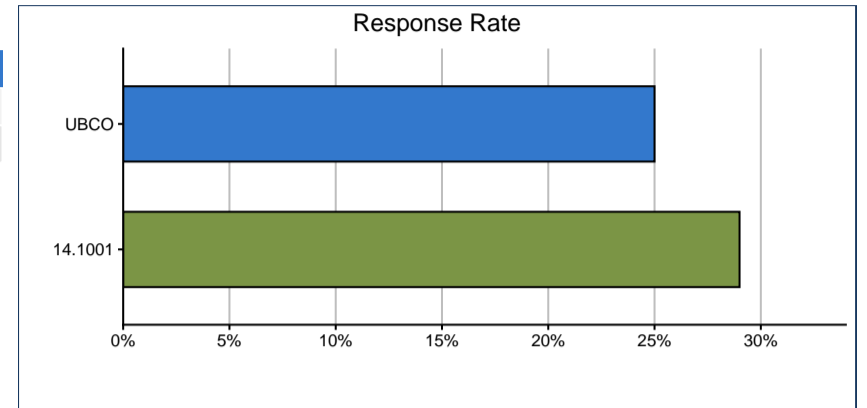


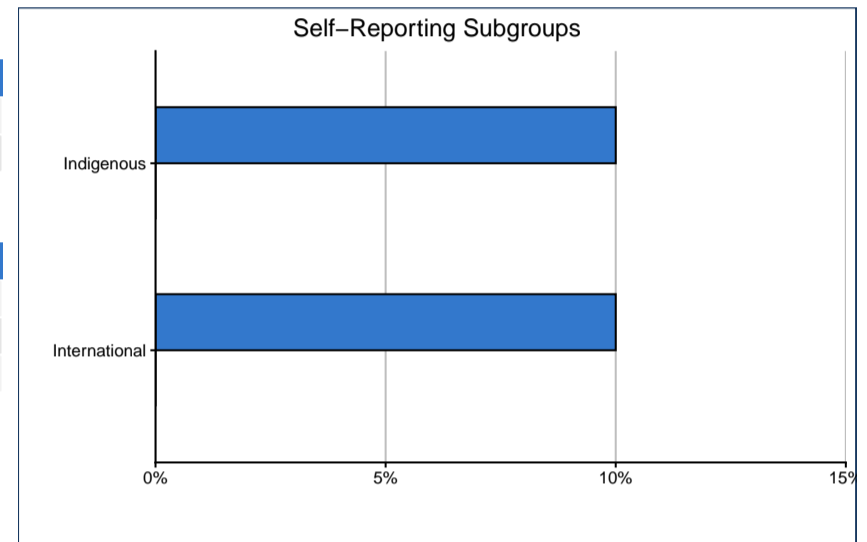
**RESPONSE RATE**

Survey Response Rate:	14.1001		UBCO	
Baccalaureate Graduates Survey Cohort	78	100%	1,546	100%
Survey Respondents and Response Rate	23	29%	381	25%



**DEMOGRAPHIC INFORMATION**

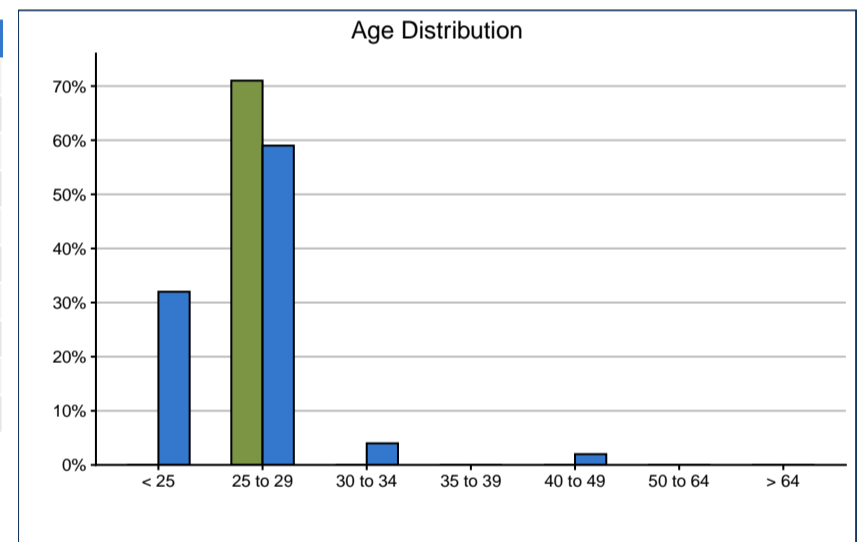
Self-Reporting Subgroups:	14.1001		UBCO	
Indigenous	~	~	28	10%
International	~	~	39	10%



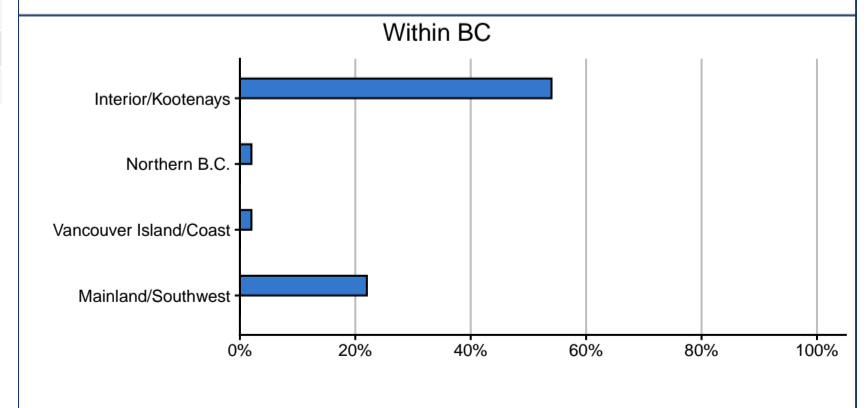
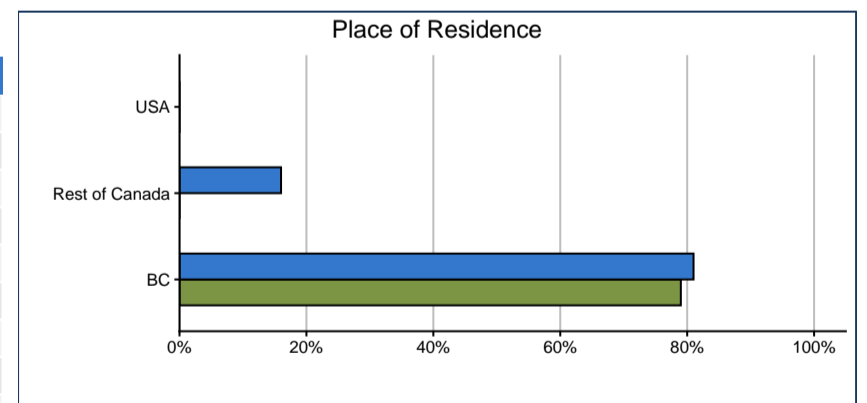
Gender:*	14.1001		UBCO	
Man/Boy	~	~	165	43%
Woman/Girl	~	~	215	57%
Total	23	100%	380	100%

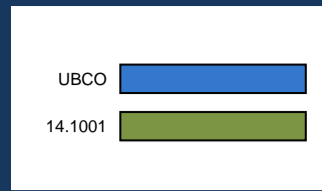
\*Due to zero or low counts, institution-reported "Non-Binary" demographic data are not included

Age (at time of survey):	14.1001		UBCO	
< 25	~	~	118	32%
25 to 29	15	71%	222	59%
30 to 34	~	~	15	4%
35 to 39	~	~	~	~
40 to 49	~	~	8	2%
50 to 64	0	0%	~	~
> 64	0	0%	~	~
Total	21	100%	374	100%
Median Age	25		25	
Average (mean) Age	27		26	



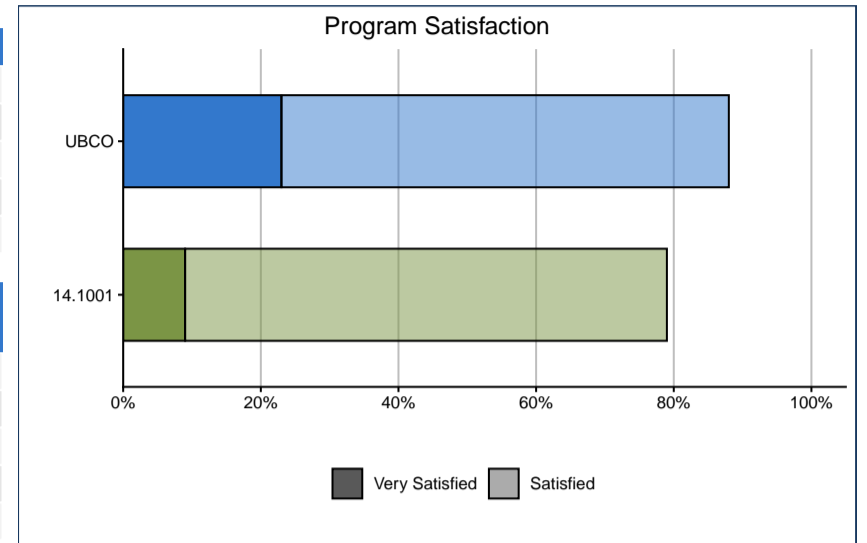
Place of Residence (at time of survey):	14.1001		UBCO	
BC – Mainland/Southwest	~	~	73	22%
BC – Vancouver Island/Coast	0	0%	8	2%
BC – Northern B.C.	0	0%	7	2%
BC – Interior/Kootenays	~	~	178	54%
BC Subtotal	15	79%	266	81%
Canada – Alberta	~	~	36	11%
Canada – Ontario	0	0%	18	5%
Canada – Other	~	~	~	~
U.S.A.	0	0%	~	~
Non-BC Subtotal	~	~	64	19%
Total	~	~	330	100%





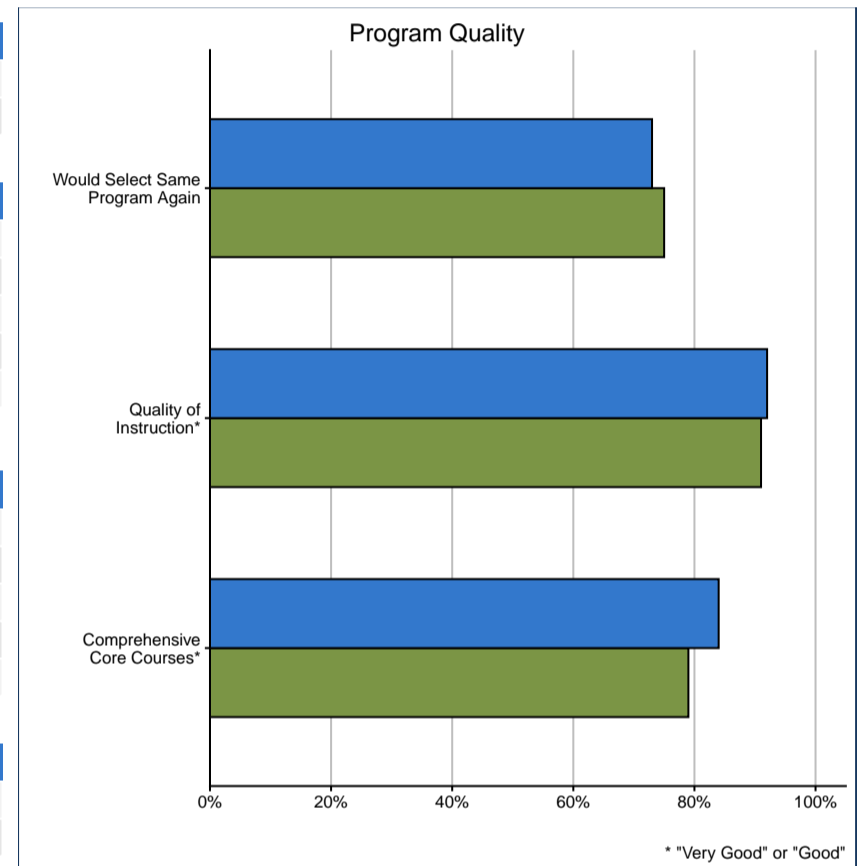
EDUCATION EVALUATION AND SKILL DEVELOPMENT

Program Satisfaction:	14.1001		UBCO	
Very Satisfied	2	9%	87	23%
Satisfied	16	70%	244	65%
Dissatisfied	4	17%	38	10%
Very Dissatisfied	1	4%	4	1%
Total	23	100%	373	100%



Usefulness of Knowledge, Skills, and Abilities Acquired during Program in Work:	14.1001		UBCO	
Very Useful	4	27%	88	31%
Somewhat Useful	7	47%	135	48%
Not Very Useful	3	20%	42	15%
Not at All Useful	1	7%	16	6%
Total	15	100%	281	100%

Would select the same program again:	14.1001		UBCO	
Yes	15	75%	246	73%
No	5	25%	91	27%

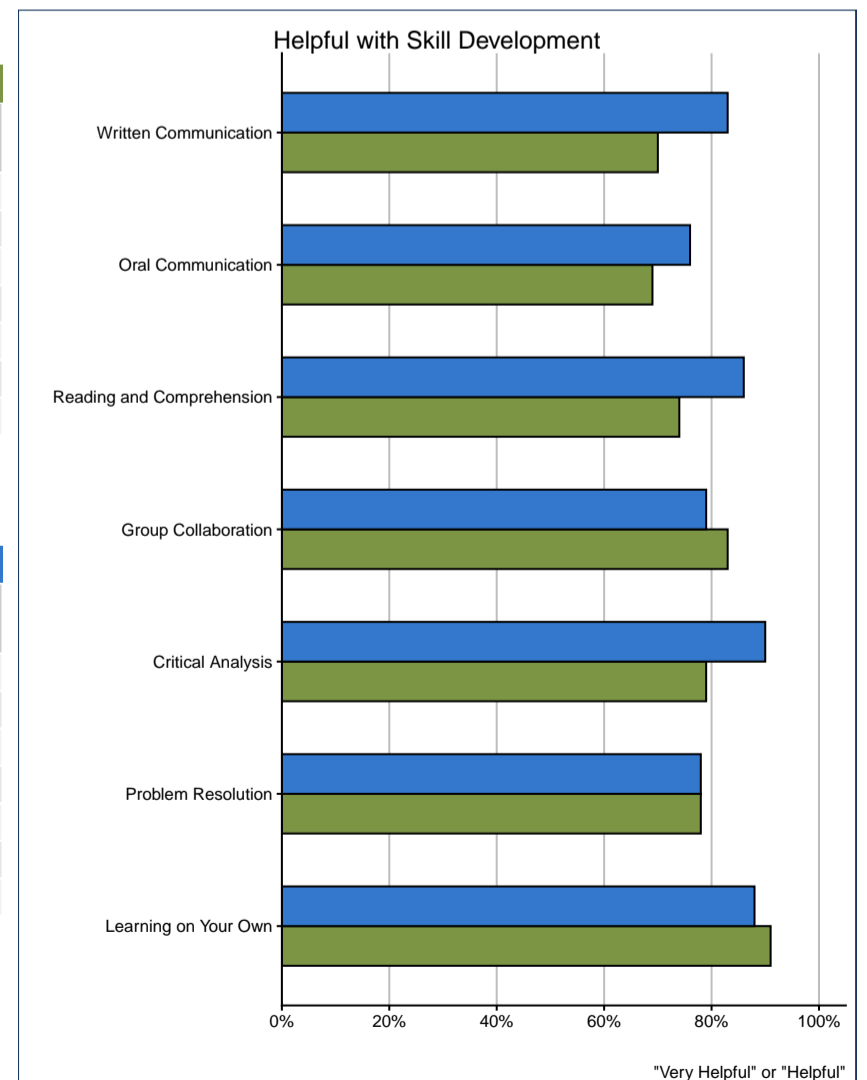


Quality of Instruction:	14.1001		UBCO	
Very Good	6	26%	101	27%
Good	15	65%	246	65%
Poor	2	9%	24	6%
Very Poor	0	0%	5	1%
Total	23	100%	376	100%

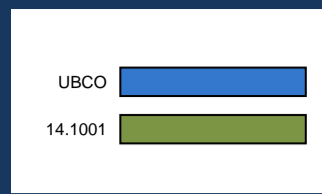
Comprehensiveness of Core Courses:	14.1001		UBCO	
Very Good	5	22%	86	23%
Good	13	57%	229	61%
Poor	3	13%	48	13%
Very Poor	2	9%	12	3%
Total	23	100%	375	100%

Financial Constraints:	14.1001		UBCO	
Had to interrupt studies for financial reasons	1	5%	35	10%
Had to take program part-time for financial reasons	1	4%	47	13%

Skill Development: How helpful was institution?	14.1001				# Resp.
	Very Helpful	Helpful	Not Very Helpful	Not at All Helpful	
Written Communication	22%	48%	26%	4%	23
Oral Communication	17%	52%	30%	0%	23
Reading and Comprehension	17%	57%	26%	0%	23
Group Collaboration	26%	57%	13%	4%	23
Critical Analysis	57%	22%	17%	4%	23
Problem Resolution	35%	43%	22%	0%	23
Learning on Your Own	39%	52%	4%	4%	23

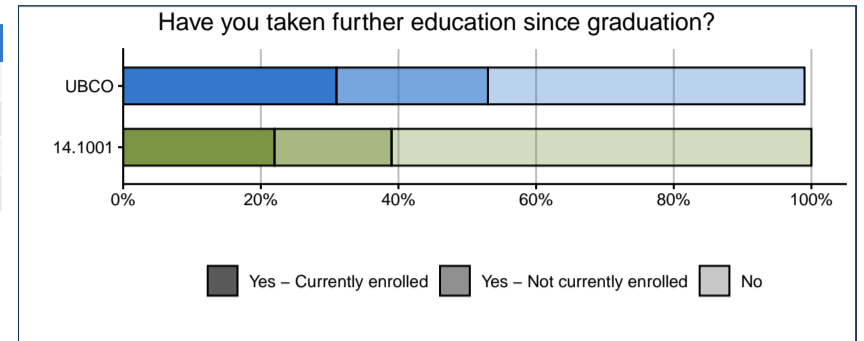


Skill Development: How helpful was institution?	UBCO				# Resp.
	Very Helpful	Helpful	Not Very Helpful	Not at All Helpful	
Written Communication	29%	54%	15%	2%	363
Oral Communication	26%	50%	21%	3%	372
Reading and Comprehension	34%	52%	12%	2%	375
Group Collaboration	28%	51%	16%	5%	377
Critical Analysis	44%	46%	8%	2%	374
Problem Resolution	23%	55%	18%	4%	366
Learning on Your Own	47%	41%	9%	3%	376

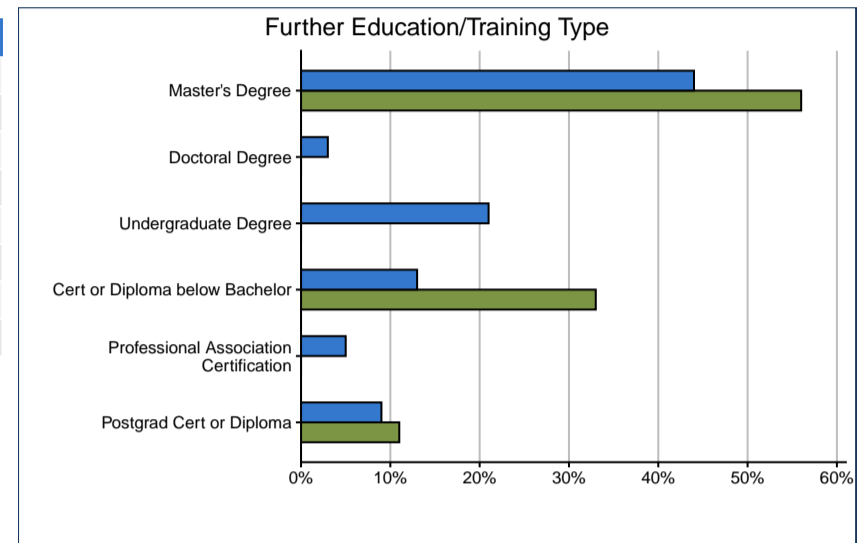


**FURTHER EDUCATION**

Took further education since 2023 graduation:	14.1001		UBCO	
Yes – Currently enrolled	5	22%	118	31%
Yes – Not currently enrolled	4	17%	84	22%
No	14	61%	175	46%
Total	23	100%	377	100%

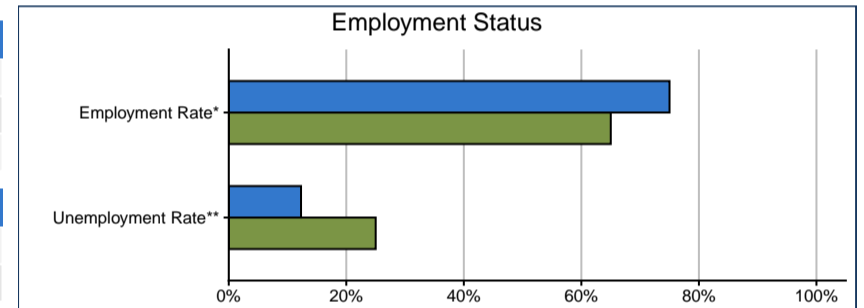


Type of Formal Post-Secondary Education:	14.1001		UBCO	
Master's Degree	5	56%	89	44%
Doctoral Degree	0	0%	7	3%
Another Undergraduate Degree	0	0%	43	21%
Certificate or Diploma below Bachelor Level	3	33%	26	13%
Professional Association Certification	0	0%	10	5%
Postgraduate Certificate or Diploma	1	11%	19	9%
Other	0	0%	7	3%
Total	9	100%	201	100%



**EMPLOYMENT**

Labour Force Status:	14.1001		UBCO	
In Labour Force (working or seeking work)	20	91%	324	88%
Not in Labour Force	2	9%	45	12%
Total	22	100%	369	100%

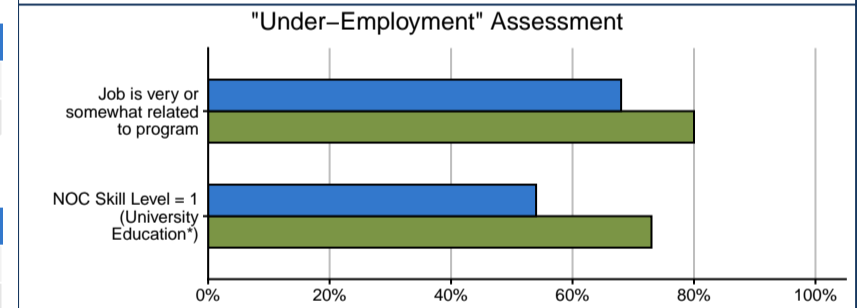


Employment:	14.1001		UBCO	
Employment Rate*	15	65%	284	75%
Unemployment Rate**	5	25.0%	40	12.3%

\*Percent = Total employed divided by total number of respondents  
\*\*Percent = Total unemployed divided by total number in labour force

"Under-Employment" Assessment:	14.1001		UBCO	
Job is very or somewhat related to program	12	80%	191	68%
NOC Skill Level = 1 (University Education)*	11	73%	143	54%

\*Of total valid responses; NOC 2021 (TEER)



How related is your main job to your program?	14.1001		UBCO	
Very Related	9	60%	102	36%
Somewhat Related	3	20%	89	32%
Not Very Related	2	13%	42	15%
Not at All Related	1	7%	49	17%
Total	15	100%	282	100%

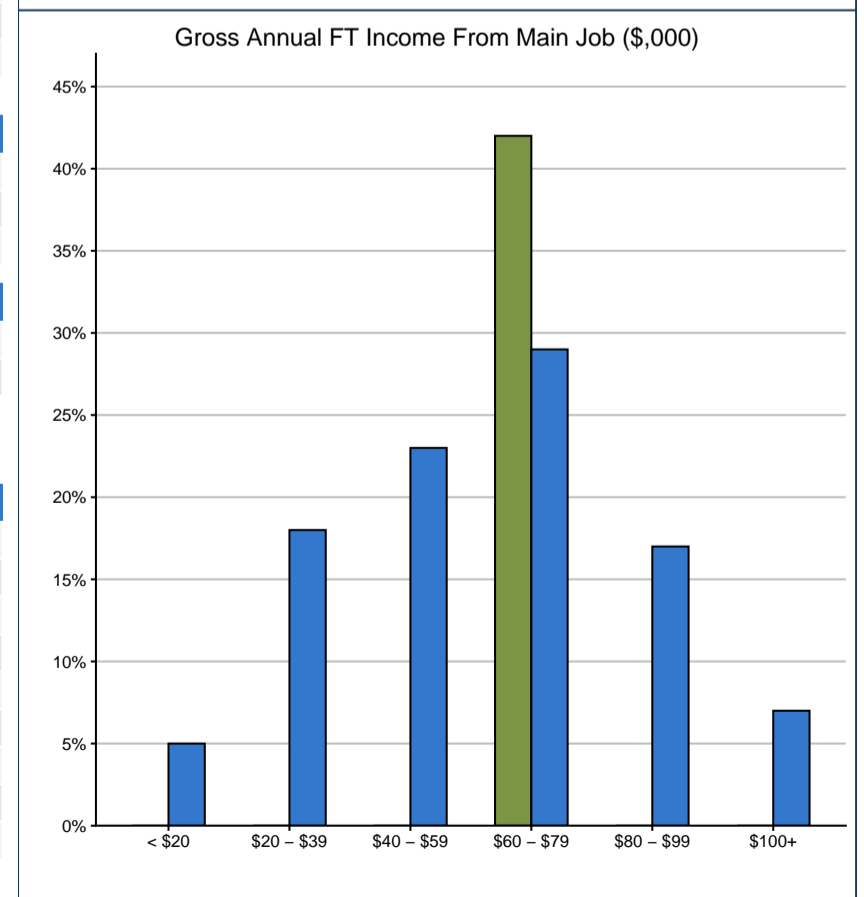
Primary Employment Type:	14.1001		UBCO	
Paid Worker	15	100%	267	95%
Self-Employed	0	0%	14	5%
Total	15	100%	281	100%

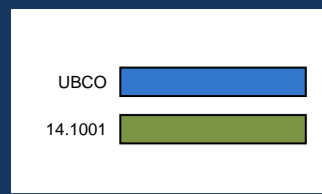
Job Characteristics:	14.1001		UBCO	
I hold more than one job*	1	7%	71	25%
My main job is full-time (>= 30 hours per week)**	15	100%	228	84%

\*Of total employed  
\*\*Of those who provided data on hours/week worked

Gross Annual Income from Main Job:*	14.1001		UBCO	
Less than \$20,000	0	0%	12	5%
\$20,000 to \$39,999	0	0%	43	18%
\$40,000 to \$59,999	~	~	55	23%
\$60,000 to \$79,999	5	42%	68	29%
\$80,000 to \$99,999	~	~	41	17%
\$100,000 and Above	~	~	17	7%
Total	12	100%	236	100%
Median Annual Income (full-time) (\$)	78,392		65,000	
Average Annual Income (full-time) (\$)	85,189		69,277	

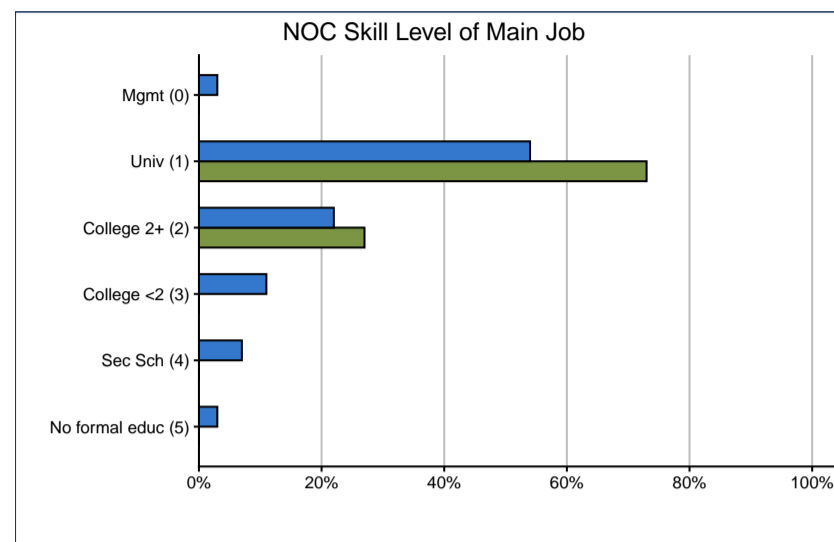
\*Where data provided



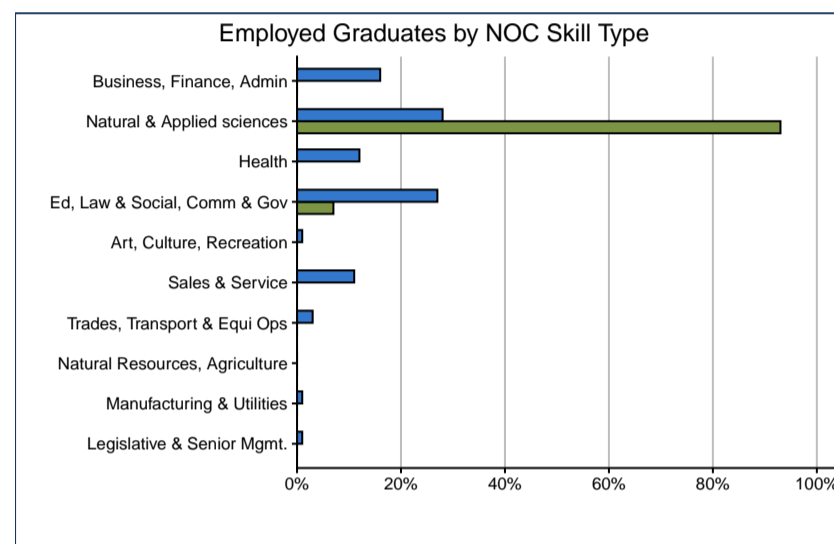


EMPLOYMENT, continued

NOC Skill Level of Main Job (NOC 2021 (TEER)):	14.1001		UBCO	
0. Management	0	0%	8	3%
1. University education	11	73%	143	54%
2. College education/trade apprenticeship (2+ years)	4	27%	59	22%
3. College education/trade apprenticeship (<2 years)	0	0%	30	11%
4. Secondary school + job-specific training	0	0%	19	7%
5. No formal education	0	0%	8	3%
Total	15	100%	267	100%



NOC Skill Type of Main Job (NOC 2021):	14.1001		UBCO	
Legislative and senior management	0	0%	2	1%
Business, finance & administration	0	0%	43	16%
Natural & applied sciences & related	14	93%	75	28%
Health	0	0%	32	12%
Education, law and social, community & government	1	7%	71	27%
Art, culture, recreation & sport	0	0%	4	1%
Sales & service	0	0%	30	11%
Trades, transport & equipment operators & related	0	0%	7	3%
Natural resources, agriculture & related production	0	0%	1	0%
Manufacturing & utilities	0	0%	2	1%
Total	15	100%	267	100%



Top 10 Full-Time Occupations of 14.1001 Graduates*:				14.1001
NOC_2021	NOC Skill Level	Description		% Employed FT in this Occ.**
21310	1	Electrical and electronics engineers		73%
*				
*				
*				
*				
*				
*				
*				
*				
*				

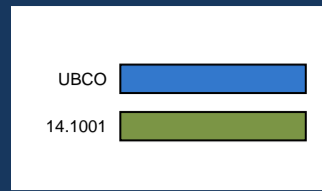
\* Data not displayed where n < 5; NOC 2021

\*\* Percentages cited are of those employed

Top 10 Full-Time Occupations of UBCO Graduates*:				UBCO
NOC_2021	NOC Skill Level	Description		% Employed FT in this Occ.**
21301	1	Mechanical engineers		5%
42201	2	Social and community service workers		5%
21310	1	Electrical and electronics engineers		4%
XXXXX	X	Unclassified occupations		4%
11202	1	Professional occupations in advertising, marketing and public relations		3%
31301	1	Registered nurses and registered psychiatric nurses		3%
21300	1	Civil engineers		2%
13100	3	Administrative officers		2%
*				
*				

\* Data not displayed where n < 5; NOC 2021

\*\* Percentages cited are of those employed



**EDUCATION FINANCING**

Funding Sources:*	14.1001		UBCO	
Personal savings, investments	1	5%	37	10%
Employment while studying	4	18%	38	10%
Family/Friends	10	45%	144	39%
Personal bank loans	0	0%	4	1%
Government student loans	7	32%	105	29%
Scholarships/Bursaries/Grants	0	0%	23	6%
Other	0	0%	16	4%
Total	22		367	

\* Percentage of respondents who identified this as their primary source

Financial Debt Incurred to Finance Bac. Ed.:*	14.1001		UBCO	
Incurred any form of financial debt	11	50%	158	43%
Incurred government-sponsored student loan debt	9	39%	141	38%

\* Percentage of respondents who provided data

Financial Debt Amount:*	14.1001		UBCO	
< \$1,000	0	0%	0	0%
\$1,000 to \$4,999	0	0%	1	1%
\$5,000 to \$9,999	1	13%	6	4%
\$10,000 to \$14,999	0	0%	10	7%
\$15,000 to \$19,999	2	25%	10	7%
\$20,000 to \$29,999	0	0%	26	19%
\$30,000 to \$39,999	1	13%	22	16%
\$40,000 or More	4	50%	59	44%
Total	8	100%	134	100%
Median Financial Debt (\$)	35,000		32,000	

\* Includes only cases where financial debt was incurred

