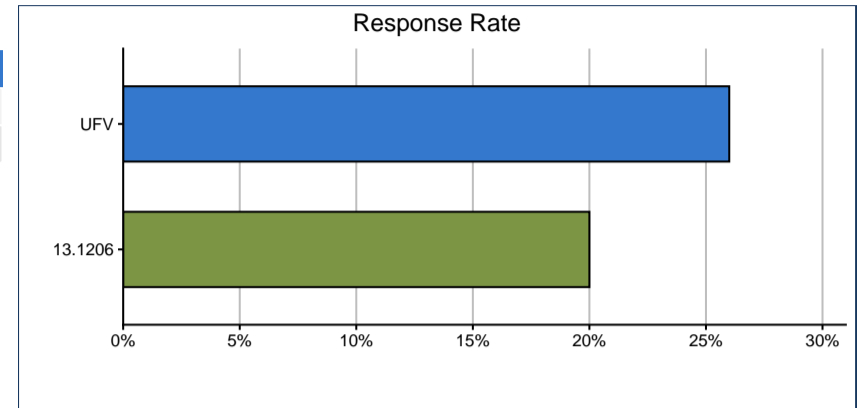


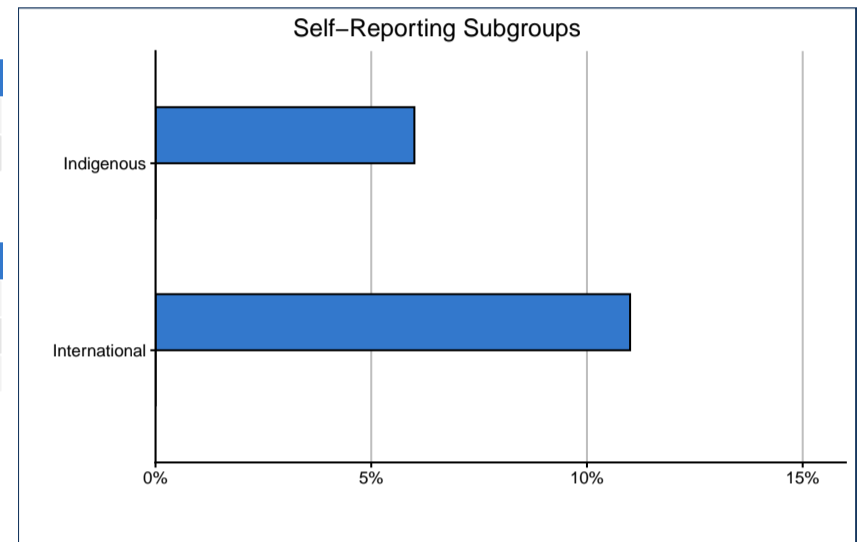
RESPONSE RATE

Survey Response Rate:	13.1206		UFV	
Baccalaureate Graduates Survey Cohort	61	100%	1,084	100%
Survey Respondents and Response Rate	12	20%	279	26%



DEMOGRAPHIC INFORMATION

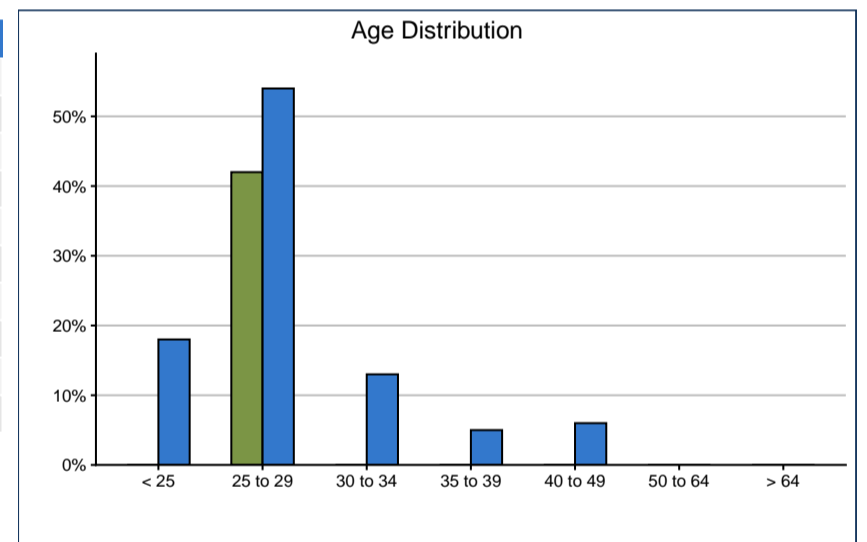
Self-Reporting Subgroups:	13.1206		UFV	
Indigenous	~	~	13	6%
International	0	0%	31	11%



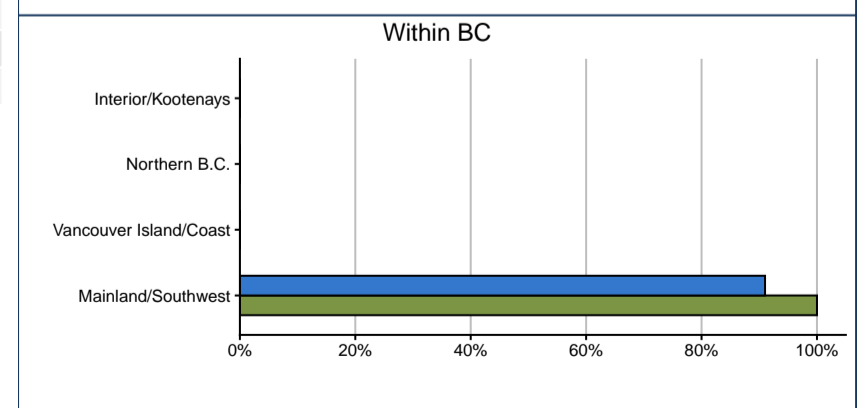
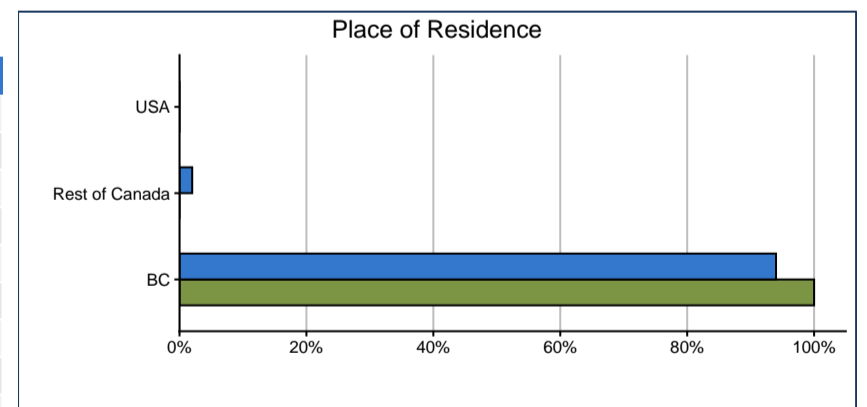
Gender:*	13.1206		UFV	
Man/Boy	~	~	117	42%
Woman/Girl	~	~	160	58%
Total	12	100%	277	100%

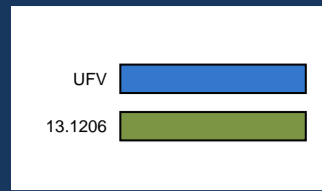
*Due to zero or low counts, institution-reported "Non-Binary" demographic data are not included

Age (at time of survey):	13.1206		UFV	
< 25	0	0%	50	18%
25 to 29	5	42%	152	54%
30 to 34	~	~	35	13%
35 to 39	~	~	14	5%
40 to 49	~	~	16	6%
50 to 64	0	0%	~	~
> 64	0	0%	~	~
Total	12	100%	279	100%
Median Age	31		27	
Average (mean) Age	33		29	



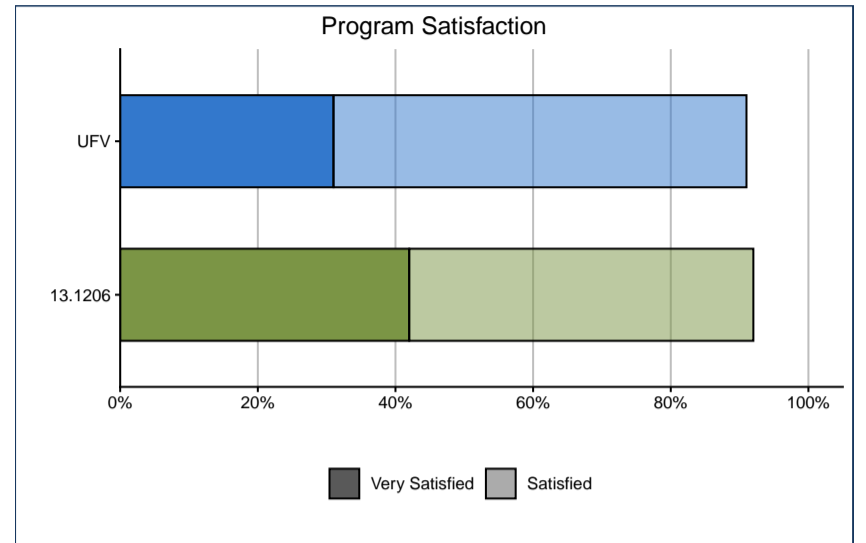
Place of Residence (at time of survey):	13.1206		UFV	
BC – Mainland/Southwest	12	100%	231	91%
BC – Vancouver Island/Coast	0	0%	~	~
BC – Northern B.C.	0	0%	~	~
BC – Interior/Kootenays	0	0%	~	~
BC Subtotal	12	100%	239	94%
Canada – Alberta	0	0%	~	~
Canada – Ontario	0	0%	~	~
Canada – Other	0	0%	6	2%
U.S.A.	0	0%	~	~
Non-BC Subtotal	0	0%	15	6%
Total	12	100%	254	100%





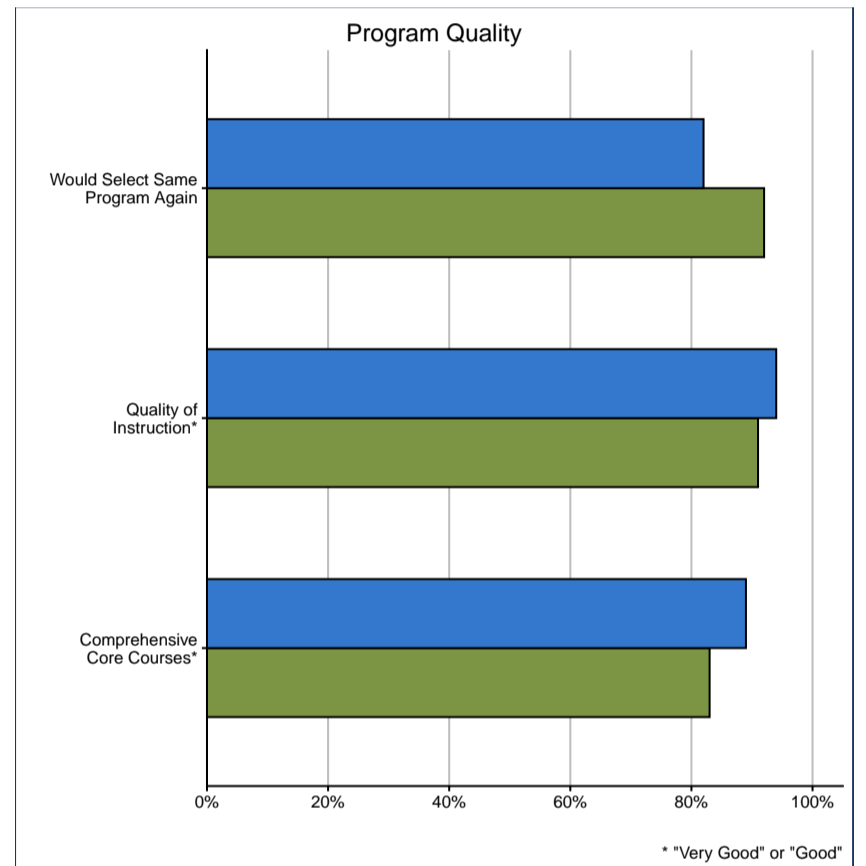
EDUCATION EVALUATION AND SKILL DEVELOPMENT

Program Satisfaction:	13.1206		UFV	
Very Satisfied	5	42%	86	31%
Satisfied	6	50%	166	60%
Dissatisfied	1	8%	21	8%
Very Dissatisfied	0	0%	3	1%
Total	12	100%	276	100%



Usefulness of Knowledge, Skills, and Abilities Acquired during Program in Work:	13.1206		UFV	
Very Useful	6	55%	92	40%
Somewhat Useful	4	36%	107	46%
Not Very Useful	1	9%	24	10%
Not at All Useful	0	0%	8	3%
Total	11	100%	231	100%

Would select the same program again:	13.1206		UFV	
Yes	11	92%	202	82%
No	1	8%	45	18%

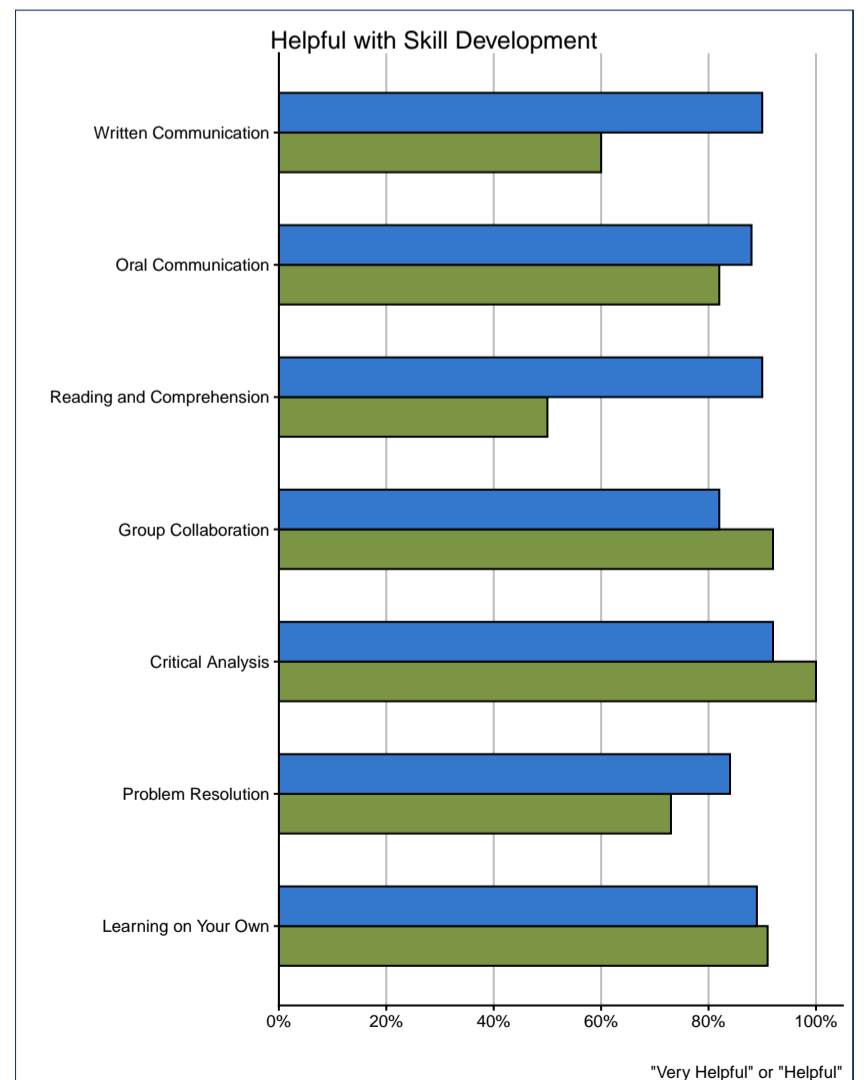


Quality of Instruction:	13.1206		UFV	
Very Good	4	33%	91	33%
Good	7	58%	167	61%
Poor	0	0%	15	5%
Very Poor	1	8%	3	1%
Total	12	100%	276	100%

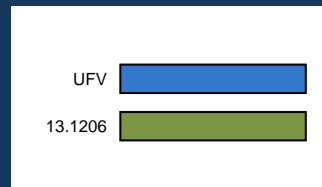
Comprehensiveness of Core Courses:	13.1206		UFV	
Very Good	1	8%	79	29%
Good	9	75%	164	60%
Poor	1	8%	27	10%
Very Poor	1	8%	4	1%
Total	12	100%	274	100%

Financial Constraints:	13.1206		UFV	
Had to interrupt studies for financial reasons	0	0%	36	13%
Had to take program part-time for financial reasons	1	8%	79	29%

Skill Development: How helpful was institution?	13.1206				# Resp.
	Very Helpful	Helpful	Not Very Helpful	Not at All Helpful	
Written Communication	10%	50%	20%	20%	10
Oral Communication	9%	73%	18%	0%	11
Reading and Comprehension	10%	40%	30%	20%	10
Group Collaboration	25%	67%	8%	0%	12
Critical Analysis	17%	83%	0%	0%	12
Problem Resolution	9%	64%	27%	0%	11
Learning on Your Own	36%	55%	9%	0%	11

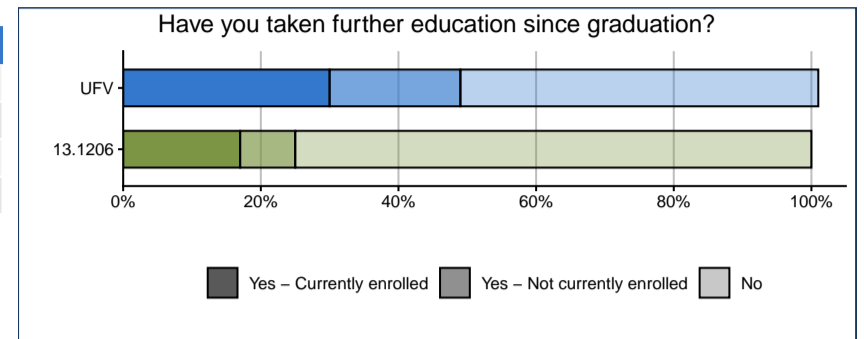


Skill Development: How helpful was institution?	UFV				# Resp.
	Very Helpful	Helpful	Not Very Helpful	Not at All Helpful	
Written Communication	30%	60%	9%	1%	267
Oral Communication	32%	56%	11%	1%	269
Reading and Comprehension	35%	55%	8%	2%	275
Group Collaboration	33%	49%	16%	1%	272
Critical Analysis	41%	51%	6%	1%	278
Problem Resolution	29%	55%	15%	1%	272
Learning on Your Own	40%	49%	9%	2%	275

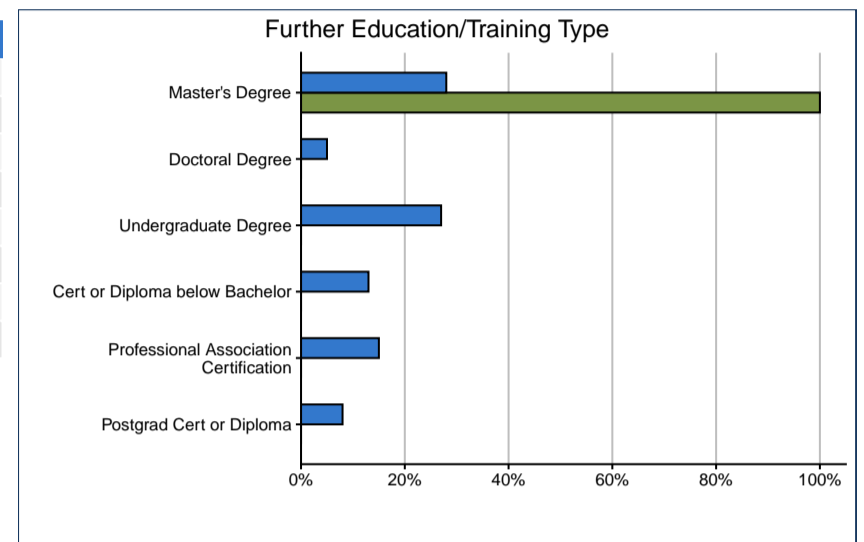


FURTHER EDUCATION

Took further education since 2023 graduation:	13.1206		UFV	
Yes – Currently enrolled	2	17%	82	30%
Yes – Not currently enrolled	1	8%	52	19%
No	9	75%	143	52%
Total	12	100%	277	100%

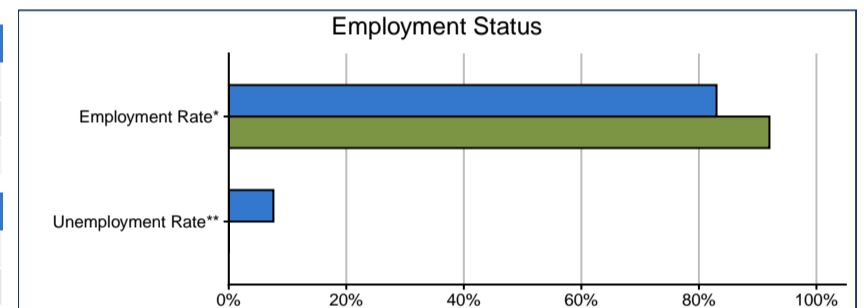


Type of Formal Post-Secondary Education:	13.1206		UFV	
Master's Degree	3	100%	37	28%
Doctoral Degree	0	0%	7	5%
Another Undergraduate Degree	0	0%	36	27%
Certificate or Diploma below Bachelor Level	0	0%	17	13%
Professional Association Certification	0	0%	20	15%
Postgraduate Certificate or Diploma	0	0%	11	8%
Other	0	0%	6	4%
Total	3	100%	134	100%



EMPLOYMENT

Labour Force Status:	13.1206		UFV	
In Labour Force (working or seeking work)	11	92%	251	91%
Not in Labour Force	1	8%	25	9%
Total	12	100%	276	100%

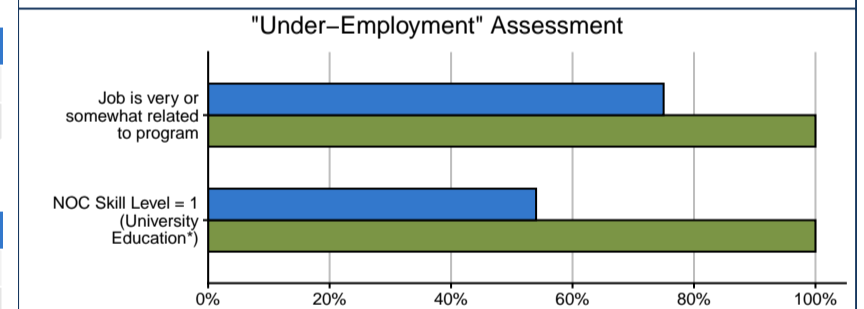


Employment:	13.1206		UFV	
Employment Rate*	11	92%	232	83%
Unemployment Rate**	0	0.0%	19	7.6%

*Percent = Total employed divided by total number of respondents
**Percent = Total unemployed divided by total number in labour force

"Under-Employment" Assessment:	13.1206		UFV	
Job is very or somewhat related to program	11	100%	175	75%
NOC Skill Level = 1 (University Education)*	11	100%	119	54%

*Of total valid responses; NOC 2021 (TEER)



How related is your main job to your program?	13.1206		UFV	
Very Related	11	100%	114	49%
Somewhat Related	0	0%	61	26%
Not Very Related	0	0%	24	10%
Not at All Related	0	0%	33	14%
Total	11	100%	232	100%

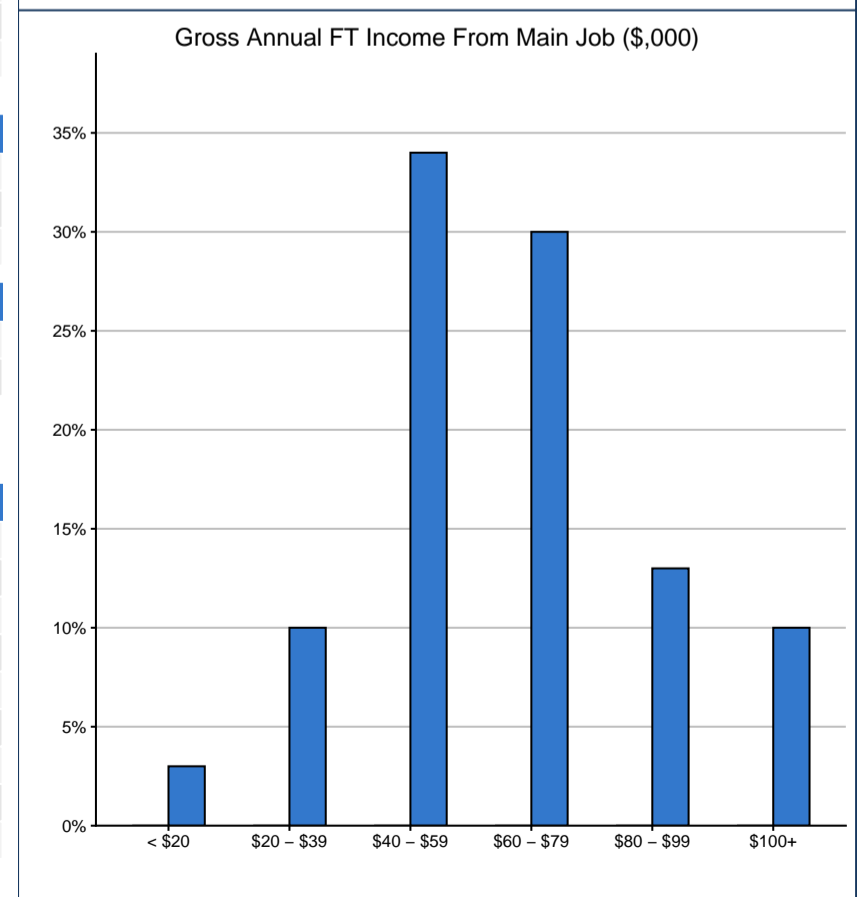
Primary Employment Type:	13.1206		UFV	
Paid Worker	11	100%	215	93%
Self-Employed	0	0%	15	7%
Total	11	100%	230	100%

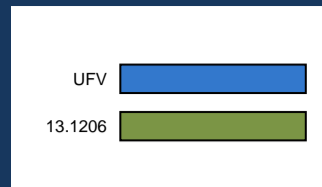
Job Characteristics:	13.1206		UFV	
I hold more than one job*	1	9%	32	14%
My main job is full-time (>= 30 hours per week)**	10	91%	189	90%

*Of total employed
**Of those who provided data on hours/week worked

Gross Annual Income from Main Job:*	13.1206		UFV	
Less than \$20,000	0	0%	6	3%
\$20,000 to \$39,999	0	0%	18	10%
\$40,000 to \$59,999	~	~	61	34%
\$60,000 to \$79,999	~	~	53	30%
\$80,000 to \$99,999	0	0%	23	13%
\$100,000 and Above	~	~	17	10%
Total	10	100%	178	100%
Median Annual Income (full-time) (\$)	67,000		64,500	
Average Annual Income (full-time) (\$)	66,303		69,909	

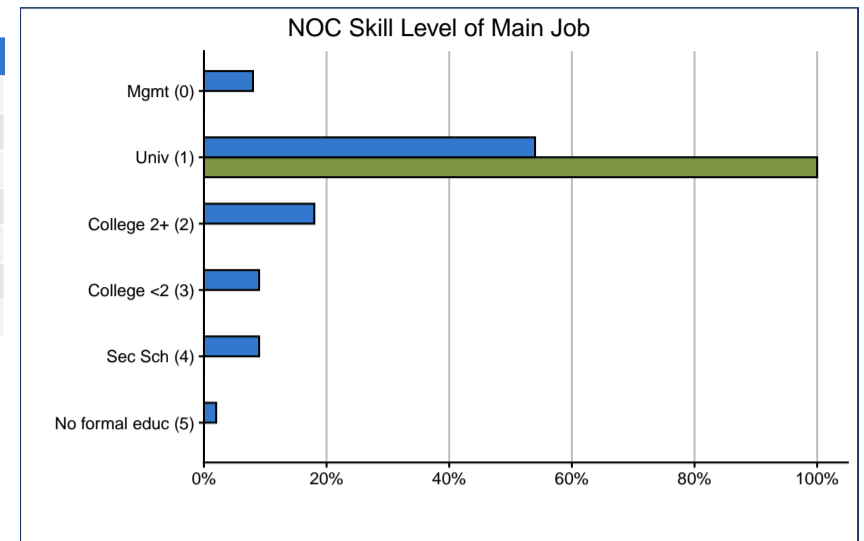
*Where data provided



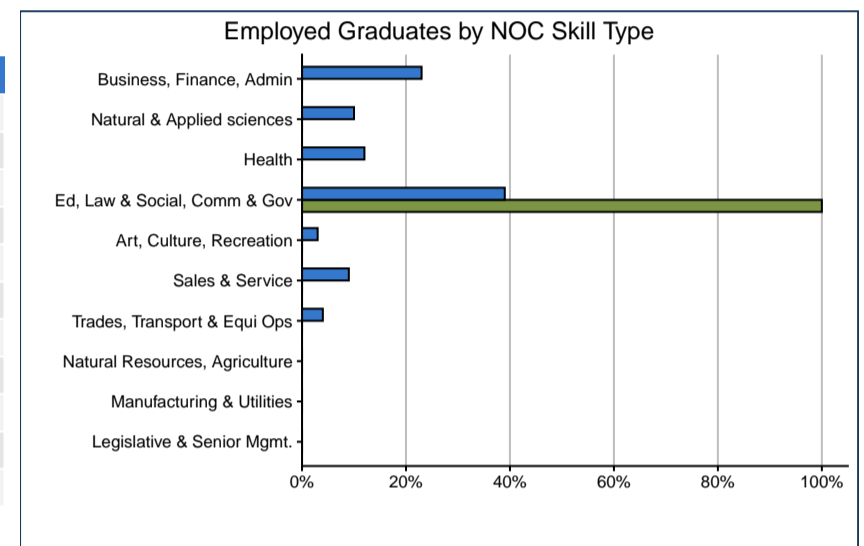


EMPLOYMENT, continued

NOC Skill Level of Main Job (NOC 2021 (TEER)):	13.1206		UFV	
0. Management	0	0%	18	8%
1. University education	11	100%	119	54%
2. College education/trade apprenticeship (2+ years)	0	0%	41	18%
3. College education/trade apprenticeship (<2 years)	0	0%	19	9%
4. Secondary school + job-specific training	0	0%	20	9%
5. No formal education	0	0%	5	2%
Total	11	100%	222	100%



NOC Skill Type of Main Job (NOC 2021):	13.1206		UFV	
Legislative and senior management	0	0%	1	0%
Business, finance & administration	0	0%	52	23%
Natural & applied sciences & related	0	0%	22	10%
Health	0	0%	26	12%
Education, law and social, community & government	11	100%	86	39%
Art, culture, recreation & sport	0	0%	6	3%
Sales & service	0	0%	19	9%
Trades, transport & equipment operators & related	0	0%	9	4%
Natural resources, agriculture & related production	0	0%	1	0%
Manufacturing & utilities	0	0%	0	0%
Total	11	100%	222	100%



Top 10 Full-Time Occupations of 13.1206 Graduates*:				13.1206
NOC_2021	NOC Skill Level	Description		% Employed FT in this Occ.**
41221	1	Elementary school and kindergarten teachers		55%
*				
*				
*				
*				
*				
*				
*				
*				
*				

* Data not displayed where n < 5; NOC 2021

** Percentages cited are of those employed

Top 10 Full-Time Occupations of UFV Graduates*:				UFV
NOC_2021	NOC Skill Level	Description		% Employed FT in this Occ.**
41221	1	Elementary school and kindergarten teachers		7%
41300	1	Social workers		5%
31301	1	Registered nurses and registered psychiatric nurses		4%
11100	1	Financial auditors and accountants		4%
22221	2	User support technicians		4%
41220	1	Secondary school teachers		4%
13100	3	Administrative officers		3%
4122X	1	Secondary, elementary and kindergarten school teachers		3%
42201	2	Social and community service workers		3%
31204	1	Kinesiologists and other professional occupations in therapy and assessment		2%

* Data not displayed where n < 5; NOC 2021

** Percentages cited are of those employed

EDUCATION FINANCING

Funding Sources:*	13.1206		UFV	
Personal savings, investments	3	25%	42	15%
Employment while studying	0	0%	70	26%
Family/Friends	2	17%	76	28%
Personal bank loans	0	0%	2	1%
Government student loans	6	50%	54	20%
Scholarships/Bursaries/Grants	0	0%	12	4%
Other	1	8%	16	6%
Total	12		272	

* Percentage of respondents who identified this as their primary source

Financial Debt Incurred to Finance Bac. Ed.:*	13.1206		UFV	
Incurred any form of financial debt	7	64%	98	37%
Incurred government-sponsored student loan debt	7	58%	81	30%

* Percentage of respondents who provided data

Financial Debt Amount:*	13.1206		UFV	
< \$1,000	0	0%	0	0%
\$1,000 to \$4,999	0	0%	2	3%
\$5,000 to \$9,999	2	33%	15	19%
\$10,000 to \$14,999	2	33%	12	16%
\$15,000 to \$19,999	0	0%	7	9%
\$20,000 to \$29,999	1	17%	12	16%
\$30,000 to \$39,999	1	17%	14	18%
\$40,000 or More	0	0%	15	19%
Total	6	100%	77	100%
Median Financial Debt (\$)	12,000		20,000	

* Includes only cases where financial debt was incurred

