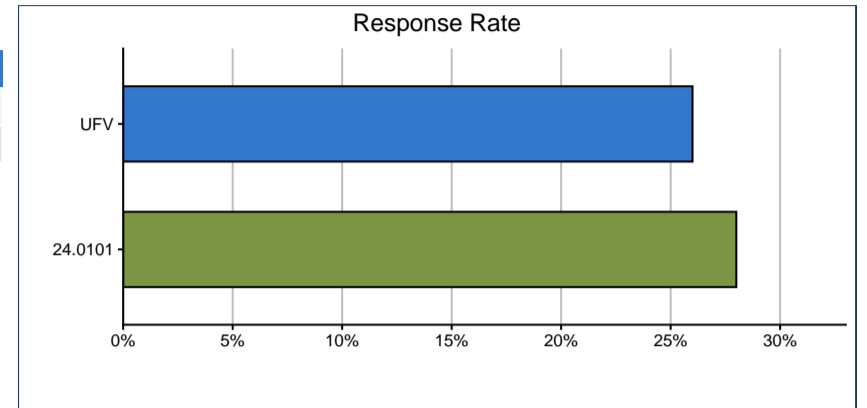


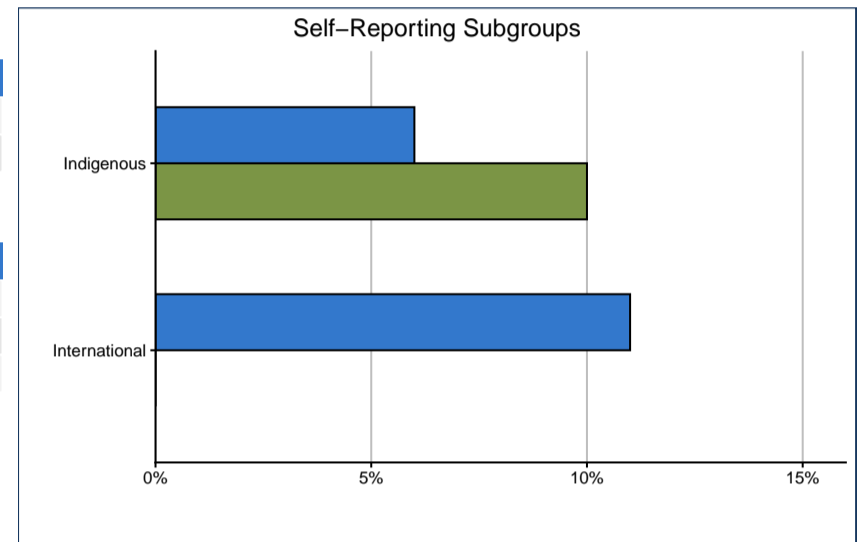
RESPONSE RATE

Survey Response Rate:	24.0101		UFV	
Baccalaureate Graduates Survey Cohort	250	100%	1,084	100%
Survey Respondents and Response Rate	70	28%	279	26%



DEMOGRAPHIC INFORMATION

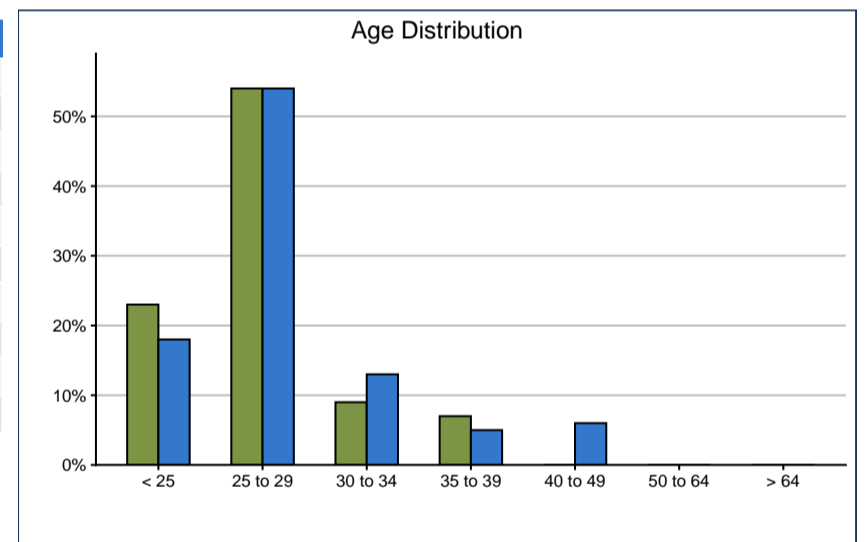
Self-Reporting Subgroups:	24.0101		UFV	
Indigenous	6	10%	13	6%
International	~	~	31	11%



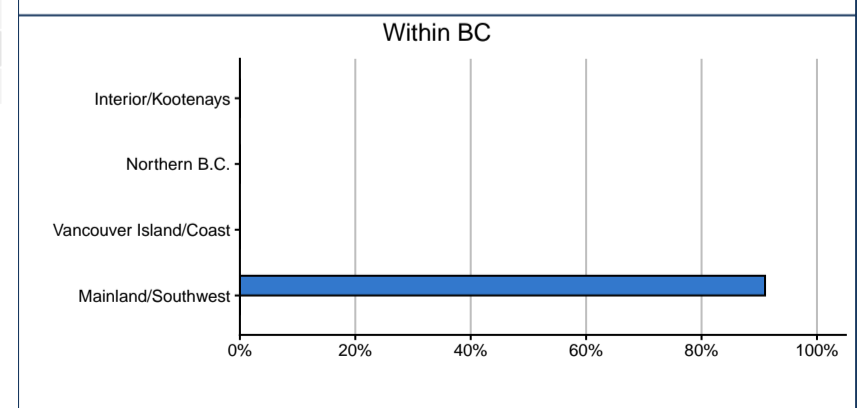
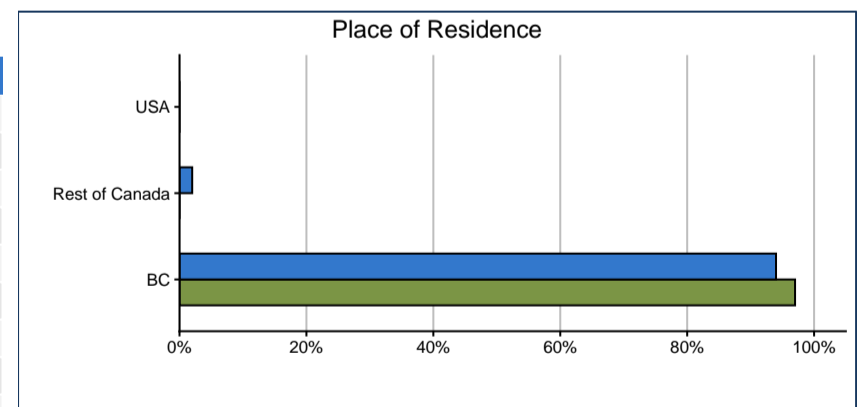
Gender:*	24.0101		UFV	
Man/Boy	19	28%	117	42%
Woman/Girl	50	72%	160	58%
Total	69	100%	277	100%

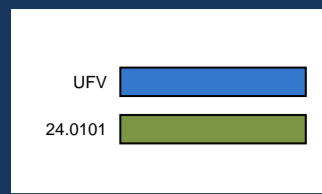
*Due to zero or low counts, institution-reported "Non-Binary" demographic data are not included

Age (at time of survey):	24.0101		UFV	
< 25	16	23%	50	18%
25 to 29	38	54%	152	54%
30 to 34	6	9%	35	13%
35 to 39	5	7%	14	5%
40 to 49	~	~	16	6%
50 to 64	0	0%	~	~
> 64	~	~	~	~
Total	70	100%	279	100%
Median Age	27		27	
Average (mean) Age	29		29	



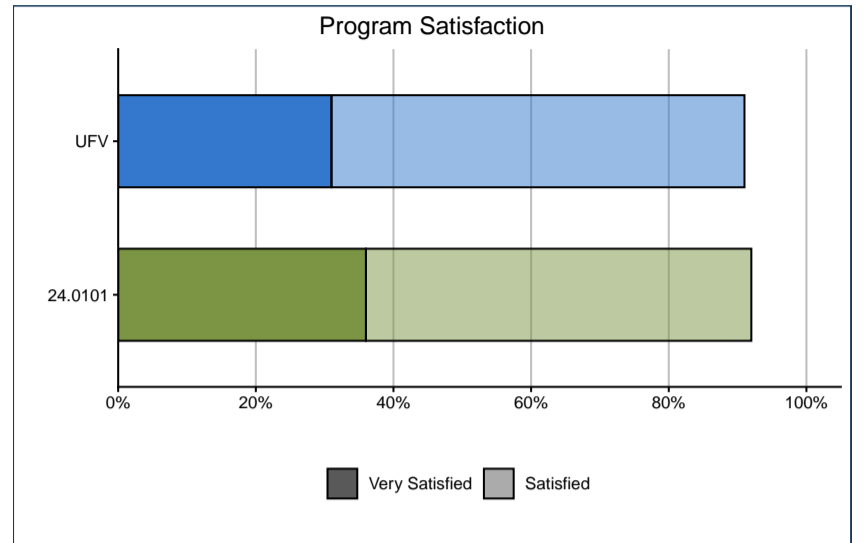
Place of Residence (at time of survey):	24.0101		UFV	
BC – Mainland/Southwest	~	~	231	91%
BC – Vancouver Island/Coast	~	~	~	~
BC – Northern B.C.	~	~	~	~
BC – Interior/Kootenays	~	~	~	~
BC Subtotal	63	97%	239	94%
Canada – Alberta	~	~	~	~
Canada – Ontario	~	~	~	~
Canada – Other	~	~	6	2%
U.S.A.	~	~	~	~
Non-BC Subtotal	~	~	15	6%
Total	~	~	254	100%





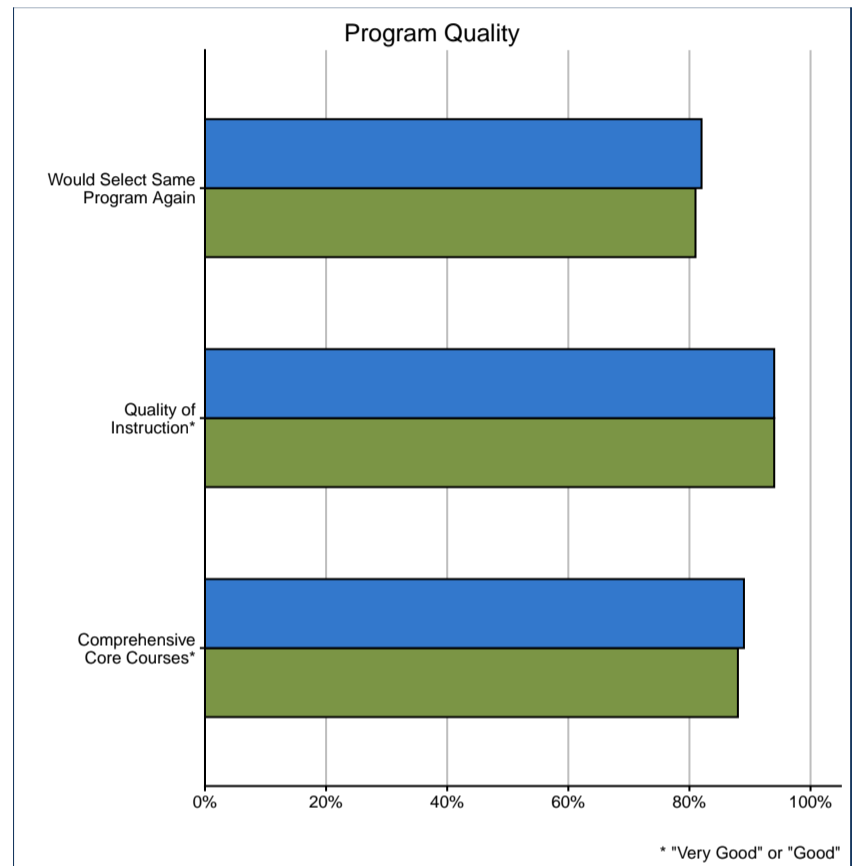
EDUCATION EVALUATION AND SKILL DEVELOPMENT

Program Satisfaction:	24.0101		UFV	
Very Satisfied	25	36%	86	31%
Satisfied	39	56%	166	60%
Dissatisfied	5	7%	21	8%
Very Dissatisfied	1	1%	3	1%
Total	70	100%	276	100%



Usefulness of Knowledge, Skills, and Abilities Acquired during Program in Work:	24.0101		UFV	
Very Useful	22	38%	92	40%
Somewhat Useful	27	47%	107	46%
Not Very Useful	8	14%	24	10%
Not at All Useful	1	2%	8	3%
Total	58	100%	231	100%

Would select the same program again:	24.0101		UFV	
Yes	47	81%	202	82%
No	11	19%	45	18%

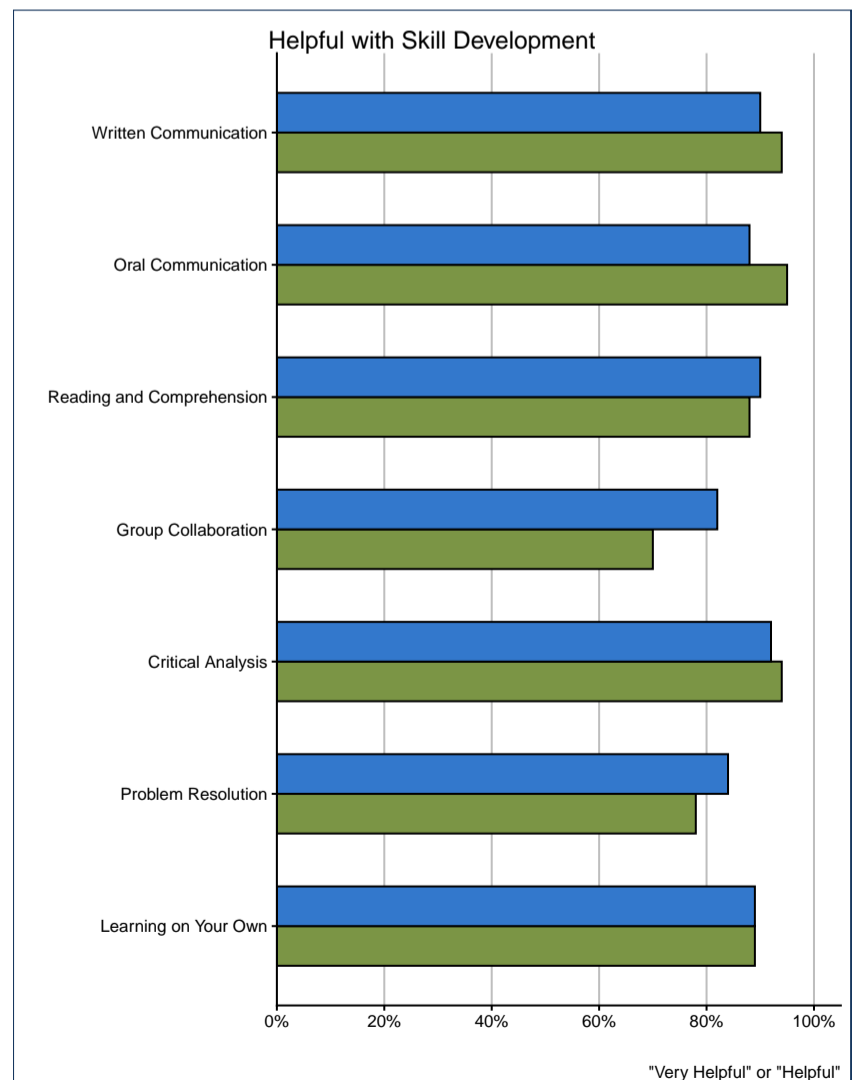


Quality of Instruction:	24.0101		UFV	
Very Good	24	35%	91	33%
Good	41	59%	167	61%
Poor	4	6%	15	5%
Very Poor	0	0%	3	1%
Total	69	100%	276	100%

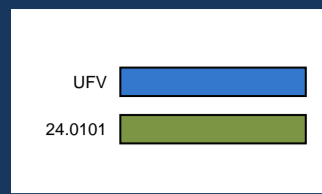
Comprehensiveness of Core Courses:	24.0101		UFV	
Very Good	18	26%	79	29%
Good	42	62%	164	60%
Poor	8	12%	27	10%
Very Poor	0	0%	4	1%
Total	68	100%	274	100%

Financial Constraints:	24.0101		UFV	
Had to interrupt studies for financial reasons	10	14%	36	13%
Had to take program part-time for financial reasons	24	35%	79	29%

Skill Development: How helpful was institution?	24.0101				# Resp.
	Very Helpful	Helpful	Not Very Helpful	Not at All Helpful	
Written Communication	45%	49%	6%	0%	69
Oral Communication	41%	54%	4%	0%	70
Reading and Comprehension	47%	41%	10%	1%	70
Group Collaboration	30%	40%	30%	0%	70
Critical Analysis	57%	37%	6%	0%	70
Problem Resolution	30%	48%	20%	1%	69
Learning on Your Own	43%	46%	12%	0%	68

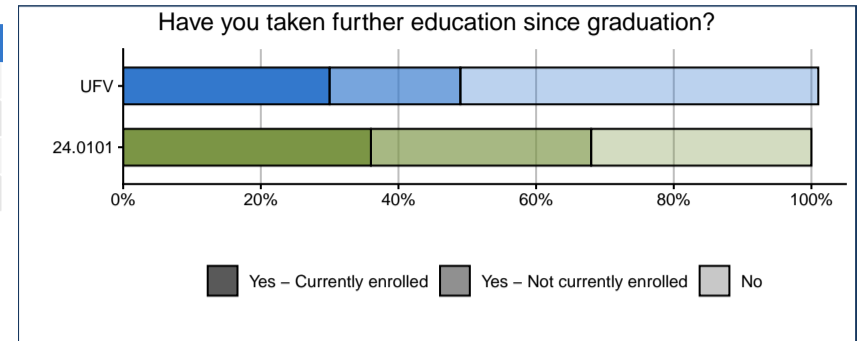


Skill Development: How helpful was institution?	UFV				# Resp.
	Very Helpful	Helpful	Not Very Helpful	Not at All Helpful	
Written Communication	30%	60%	9%	1%	267
Oral Communication	32%	56%	11%	1%	269
Reading and Comprehension	35%	55%	8%	2%	275
Group Collaboration	33%	49%	16%	1%	272
Critical Analysis	41%	51%	6%	1%	278
Problem Resolution	29%	55%	15%	1%	272
Learning on Your Own	40%	49%	9%	2%	275

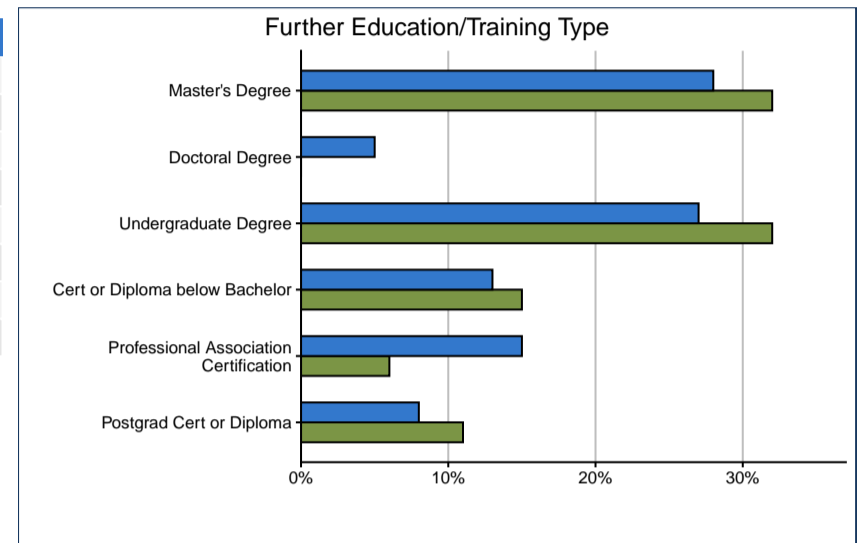


FURTHER EDUCATION

Took further education since 2023 graduation:	24.0101		UFV	
Yes – Currently enrolled	25	36%	82	30%
Yes – Not currently enrolled	22	32%	52	19%
No	22	32%	143	52%
Total	69	100%	277	100%

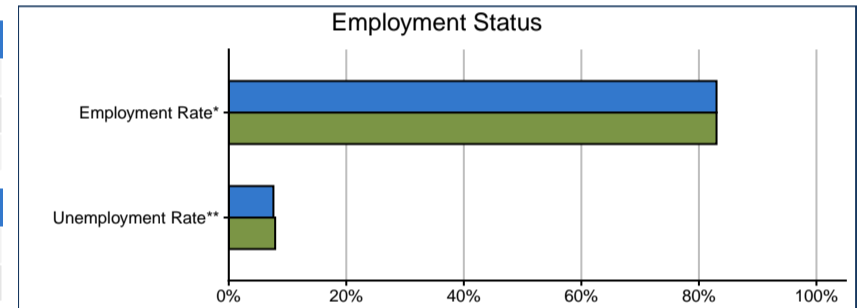


Type of Formal Post-Secondary Education:	24.0101		UFV	
Master's Degree	15	32%	37	28%
Doctoral Degree	0	0%	7	5%
Another Undergraduate Degree	15	32%	36	27%
Certificate or Diploma below Bachelor Level	7	15%	17	13%
Professional Association Certification	3	6%	20	15%
Postgraduate Certificate or Diploma	5	11%	11	8%
Other	2	4%	6	4%
Total	47	100%	134	100%



EMPLOYMENT

Labour Force Status:	24.0101		UFV	
In Labour Force (working or seeking work)	63	91%	251	91%
Not in Labour Force	6	9%	25	9%
Total	69	100%	276	100%

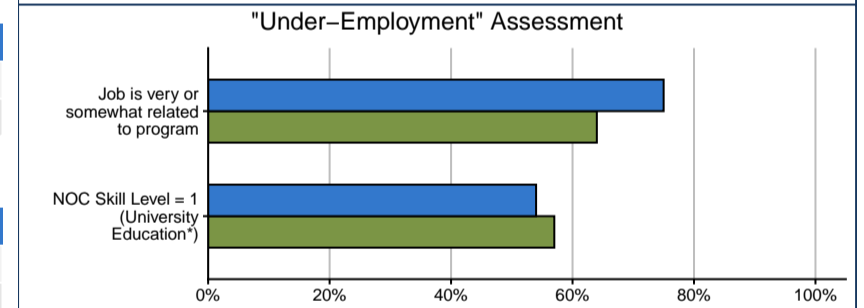


Employment:	24.0101		UFV	
Employment Rate*	58	83%	232	83%
Unemployment Rate**	5	7.9%	19	7.6%

*Percent = Total employed divided by total number of respondents
**Percent = Total unemployed divided by total number in labour force

"Under-Employment" Assessment:	24.0101		UFV	
Job is very or somewhat related to program	37	64%	175	75%
NOC Skill Level = 1 (University Education)*	33	57%	119	54%

*Of total valid responses; NOC 2021 (TEER)



How related is your main job to your program?	24.0101		UFV	
Very Related	17	29%	114	49%
Somewhat Related	20	34%	61	26%
Not Very Related	9	16%	24	10%
Not at All Related	12	21%	33	14%
Total	58	100%	232	100%

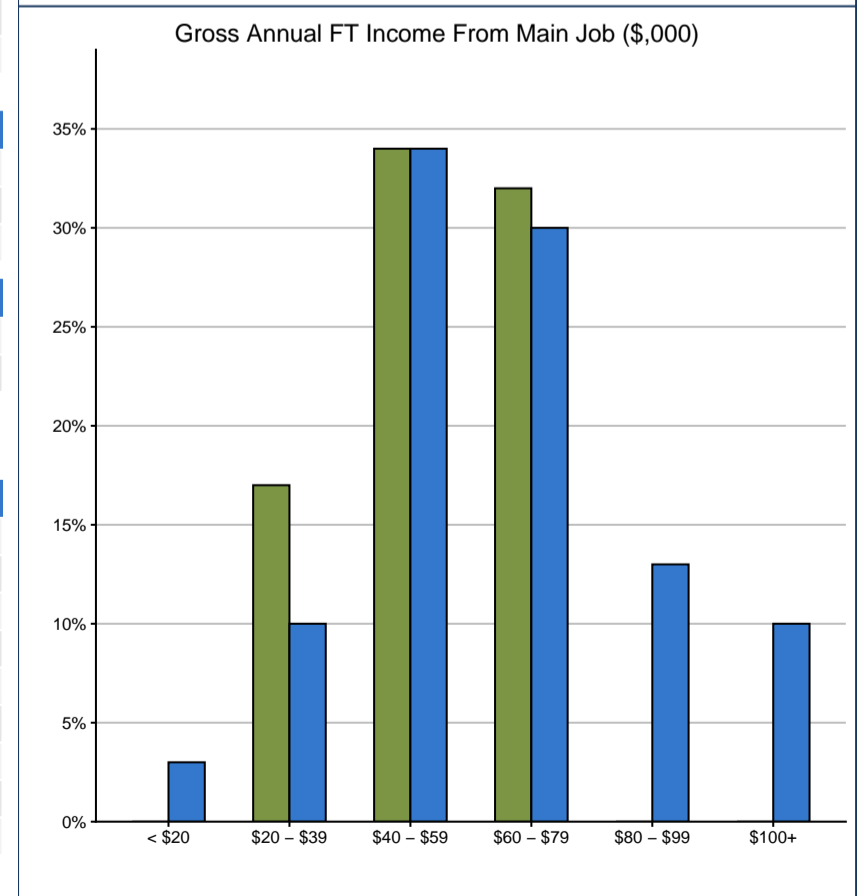
Primary Employment Type:	24.0101		UFV	
Paid Worker	56	97%	215	93%
Self-Employed	2	3%	15	7%
Total	58	100%	230	100%

Job Characteristics:	24.0101		UFV	
I hold more than one job*	7	12%	32	14%
My main job is full-time (>= 30 hours per week)**	46	85%	189	90%

*Of total employed
**Of those who provided data on hours/week worked

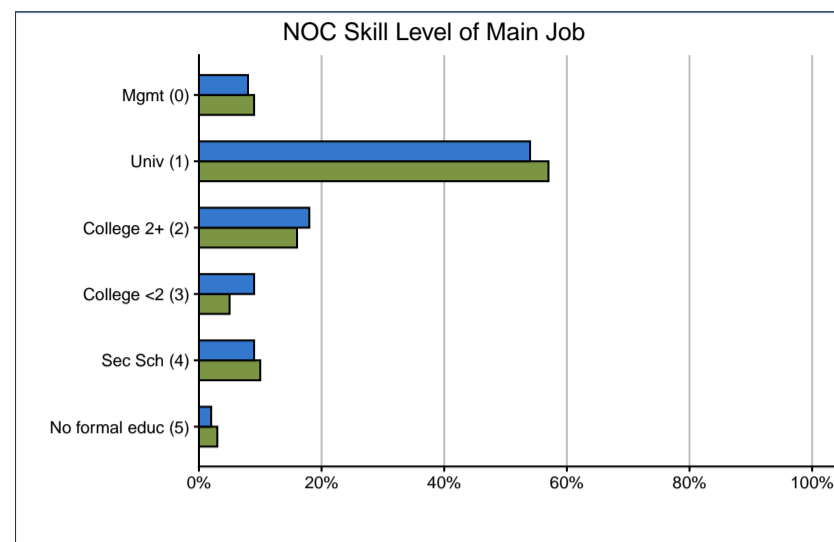
Gross Annual Income from Main Job:*	24.0101		UFV	
Less than \$20,000	~	~	6	3%
\$20,000 to \$39,999	7	17%	18	10%
\$40,000 to \$59,999	14	34%	61	34%
\$60,000 to \$79,999	13	32%	53	30%
\$80,000 to \$99,999	~	~	23	13%
\$100,000 and Above	~	~	17	10%
Total	41	100%	178	100%
Median Annual Income (full-time) (\$)	59,946		64,500	
Average Annual Income (full-time) (\$)	62,118		69,909	

*Where data provided

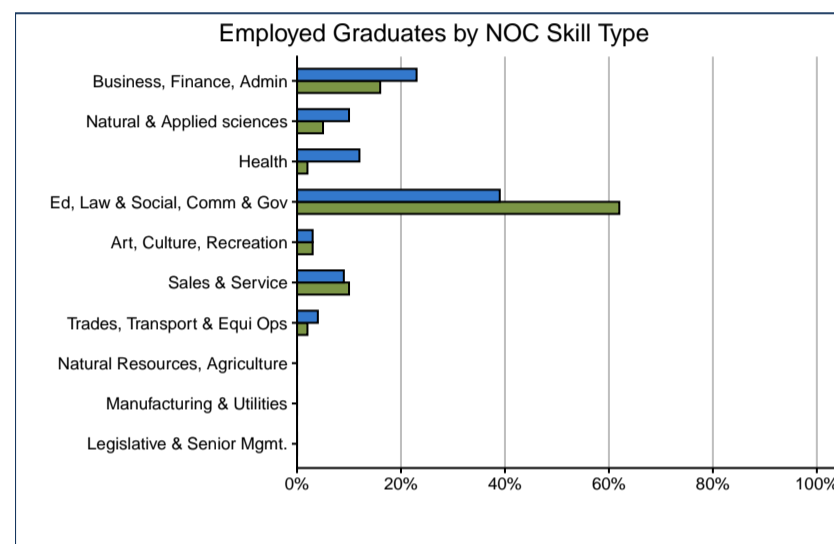


EMPLOYMENT, continued

NOC Skill Level of Main Job (NOC 2021 (TEER)):	24.0101		UFV	
0. Management	5	9%	18	8%
1. University education	33	57%	119	54%
2. College education/trade apprenticeship (2+ years)	9	16%	41	18%
3. College education/trade apprenticeship (<2 years)	3	5%	19	9%
4. Secondary school + job-specific training	6	10%	20	9%
5. No formal education	2	3%	5	2%
Total	58	100%	222	100%



NOC Skill Type of Main Job (NOC 2021):	24.0101		UFV	
Legislative and senior management	0	0%	1	0%
Business, finance & administration	9	16%	52	23%
Natural & applied sciences & related	3	5%	22	10%
Health	1	2%	26	12%
Education, law and social, community & government	36	62%	86	39%
Art, culture, recreation & sport	2	3%	6	3%
Sales & service	6	10%	19	9%
Trades, transport & equipment operators & related	1	2%	9	4%
Natural resources, agriculture & related production	0	0%	1	0%
Manufacturing & utilities	0	0%	0	0%
Total	58	100%	222	100%



Top 10 Full-Time Occupations of 24.0101 Graduates*:			24.0101
NOC_2021	NOC Skill Level	Description	% Employed FT in this Occ.**
41221	1	Elementary school and kindergarten teachers	16%
41220	1	Secondary school teachers	9%
*			
*			
*			
*			
*			
*			
*			
*			

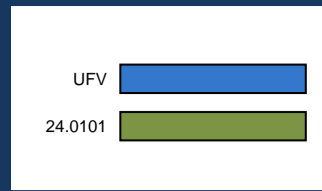
* Data not displayed where n < 5; NOC 2021

** Percentages cited are of those employed

Top 10 Full-Time Occupations of UFV Graduates*:			UFV
NOC_2021	NOC Skill Level	Description	% Employed FT in this Occ.**
41221	1	Elementary school and kindergarten teachers	7%
41300	1	Social workers	5%
31301	1	Registered nurses and registered psychiatric nurses	4%
11100	1	Financial auditors and accountants	4%
22221	2	User support technicians	4%
41220	1	Secondary school teachers	4%
13100	3	Administrative officers	3%
4122X	1	Secondary, elementary and kindergarten school teachers	3%
42201	2	Social and community service workers	3%
31204	1	Kinesiologists and other professional occupations in therapy and assessment	2%

* Data not displayed where n < 5; NOC 2021

** Percentages cited are of those employed



EDUCATION FINANCING

Funding Sources:*	24.0101		UFV	
Personal savings, investments	8	12%	42	15%
Employment while studying	19	28%	70	26%
Family/Friends	22	32%	76	28%
Personal bank loans	0	0%	2	1%
Government student loans	14	20%	54	20%
Scholarships/Bursaries/Grants	1	1%	12	4%
Other	5	7%	16	6%
Total	69		272	

* Percentage of respondents who identified this as their primary source

Financial Debt Incurred to Finance Bac. Ed.:*	24.0101		UFV	
Incurred any form of financial debt	20	29%	98	37%
Incurred government-sponsored student loan debt	19	28%	81	30%

* Percentage of respondents who provided data

Financial Debt Amount:*	24.0101		UFV	
< \$1,000	0	0%	0	0%
\$1,000 to \$4,999	0	0%	2	3%
\$5,000 to \$9,999	4	25%	15	19%
\$10,000 to \$14,999	0	0%	12	16%
\$15,000 to \$19,999	2	13%	7	9%
\$20,000 to \$29,999	1	6%	12	16%
\$30,000 to \$39,999	3	19%	14	18%
\$40,000 or More	6	38%	15	19%
Total	16	100%	77	100%
Median Financial Debt (\$)	30,000		20,000	

* Includes only cases where financial debt was incurred

