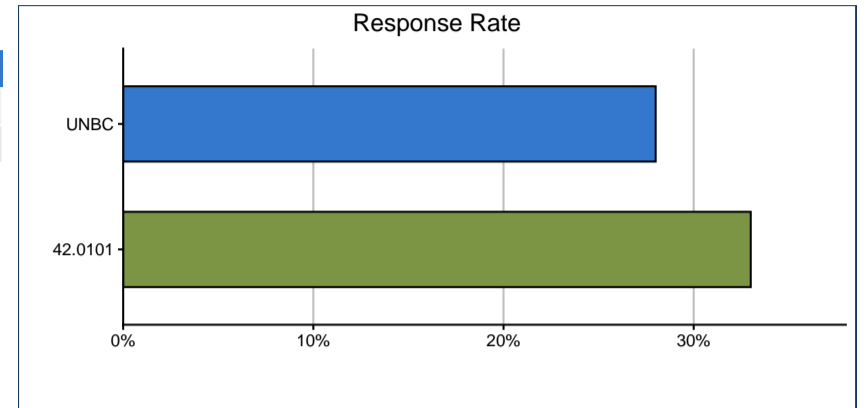


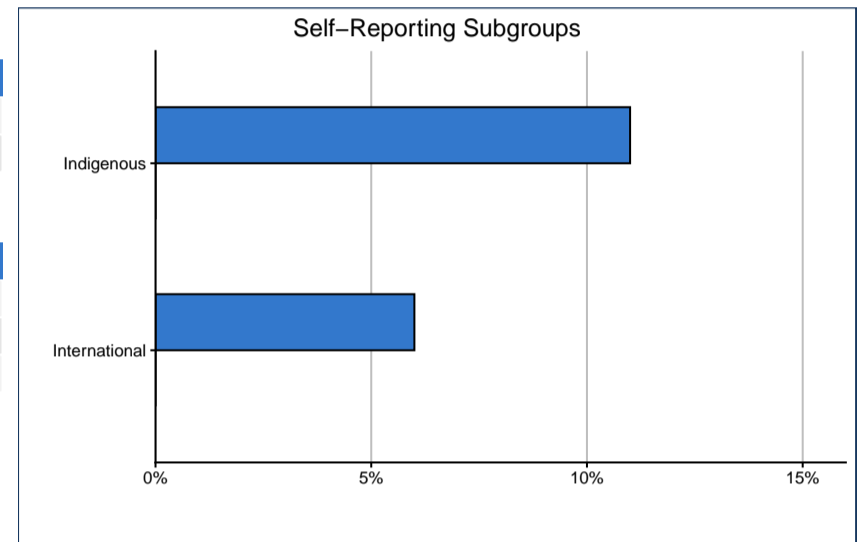
**RESPONSE RATE**

Survey Response Rate:	42.0101		UNBC	
Baccalaureate Graduates Survey Cohort	30	100%	623	100%
Survey Respondents and Response Rate	10	33%	172	28%



**DEMOGRAPHIC INFORMATION**

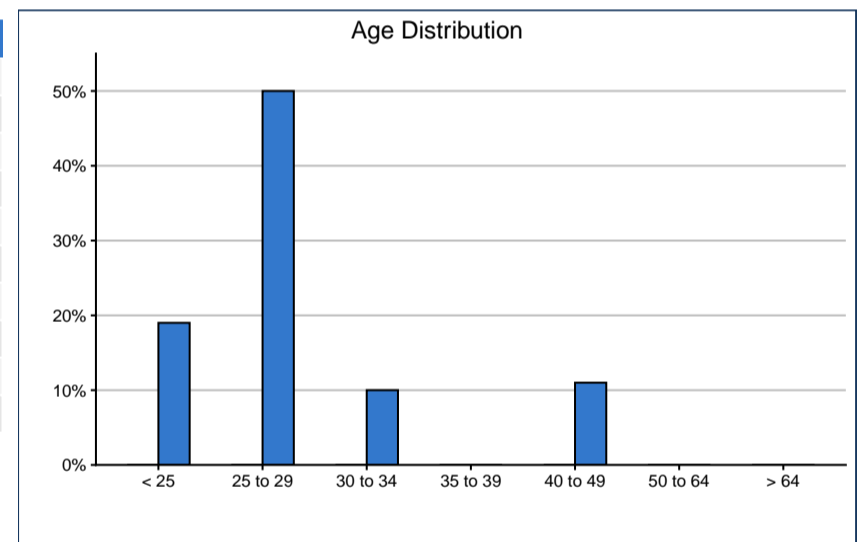
Self-Reporting Subgroups:	42.0101		UNBC	
Indigenous	~	~	16	11%
International	0	0%	10	6%



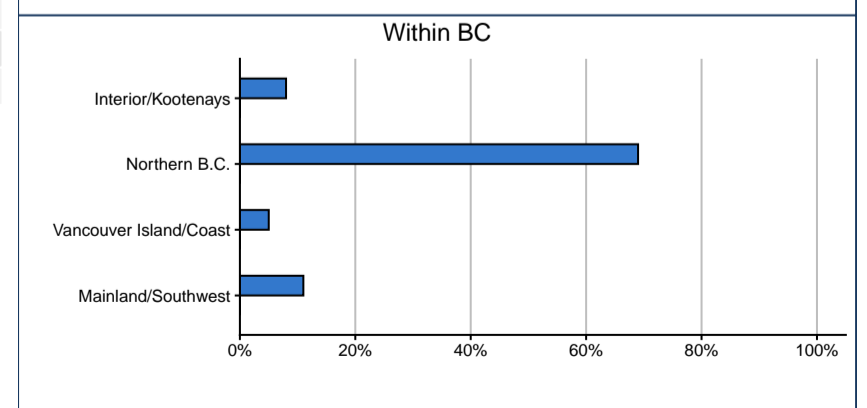
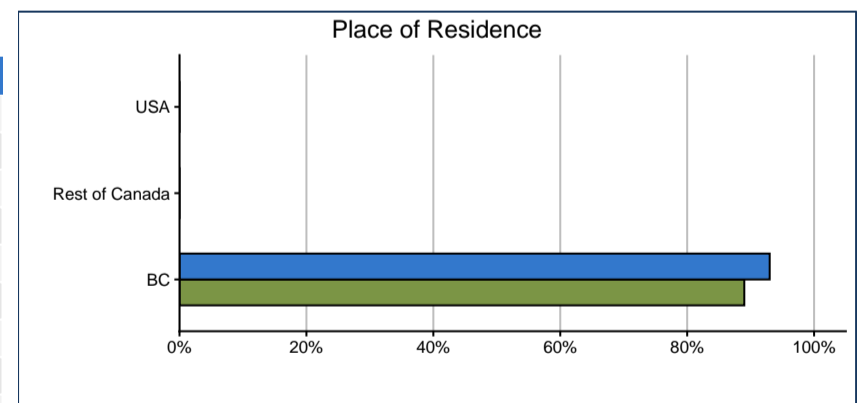
Gender:*	42.0101		UNBC	
Man/Boy	~	~	52	31%
Woman/Girl	~	~	116	69%
Total	10	100%	168	100%


\*Due to zero or low counts, institution-reported "Non-Binary" demographic data are not included

Age (at time of survey):	42.0101		UNBC	
< 25	~	~	33	19%
25 to 29	~	~	86	50%
30 to 34	0	0%	17	10%
35 to 39	0	0%	~	~
40 to 49	0	0%	19	11%
50 to 64	0	0%	~	~
> 64	0	0%	0	0%
Total	10	100%	172	100%
Median Age	26		27	
Average (mean) Age	26		30	



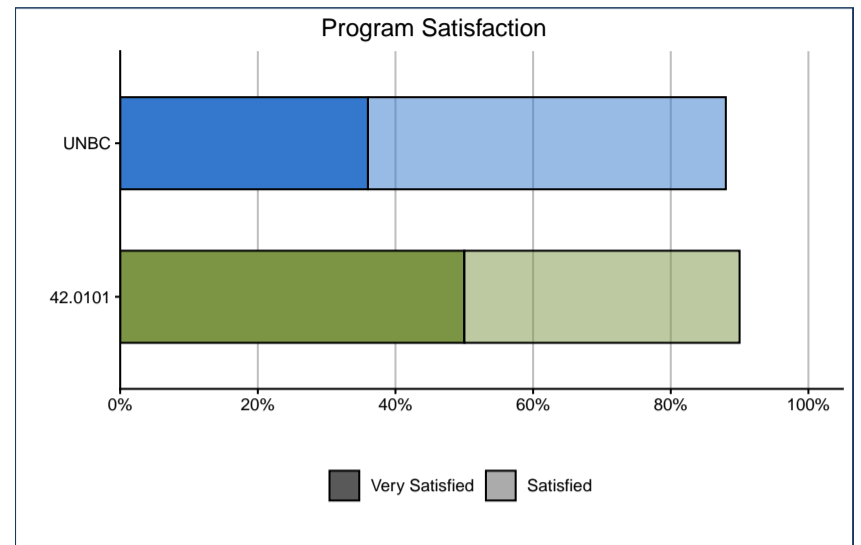
Place of Residence (at time of survey):	42.0101		UNBC	
BC – Mainland/Southwest	~	~	18	11%
BC – Vancouver Island/Coast	~	~	8	5%
BC – Northern B.C.	~	~	110	69%
BC – Interior/Kootenays	0	0%	12	8%
BC Subtotal	8	89%	148	93%
Canada – Alberta	~	~	~	~
Canada – Ontario	~	~	~	~
Canada – Other	~	~	~	~
U.S.A.	~	~	0	0%
Non-BC Subtotal	~	~	12	8%
Total	~	~	160	100%





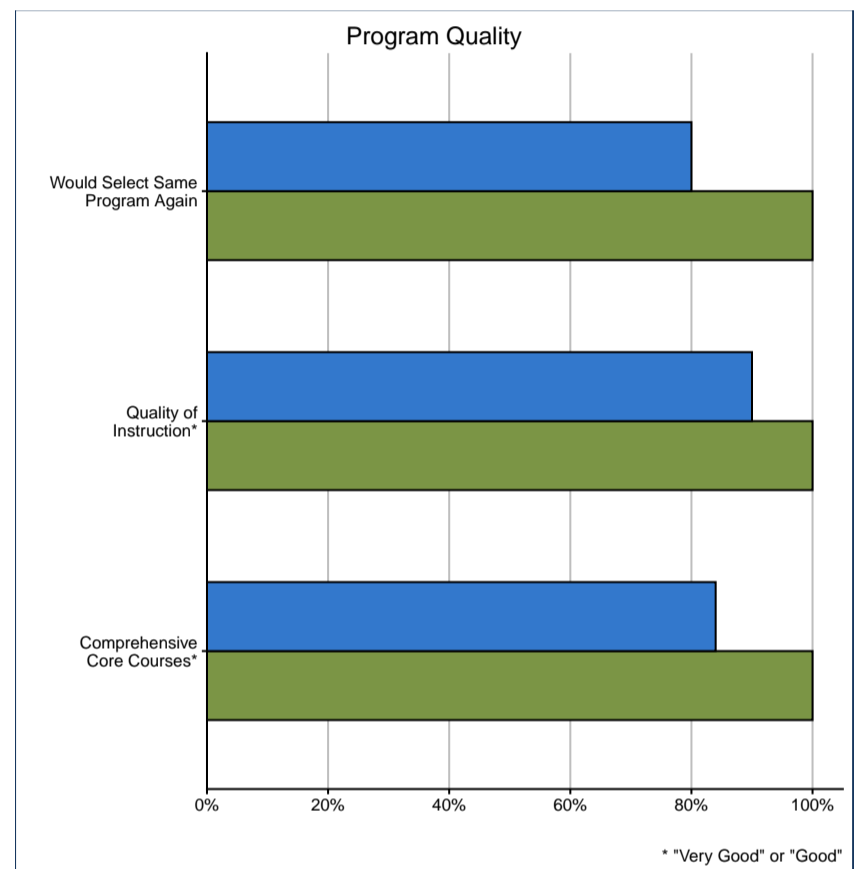
EDUCATION EVALUATION AND SKILL DEVELOPMENT

Program Satisfaction:	42.0101		UNBC	
Very Satisfied	5	50%	61	36%
Satisfied	4	40%	89	52%
Dissatisfied	1	10%	13	8%
Very Dissatisfied	0	0%	8	5%
Total	10	100%	171	100%



Usefulness of Knowledge, Skills, and Abilities Acquired during Program in Work:	42.0101		UNBC	
Very Useful	2	25%	69	46%
Somewhat Useful	5	63%	64	43%
Not Very Useful	1	13%	15	10%
Not at All Useful	0	0%	2	1%
Total	8	100%	150	100%

Would select the same program again:	42.0101		UNBC	
Yes	8	100%	124	80%
No	0	0%	31	20%

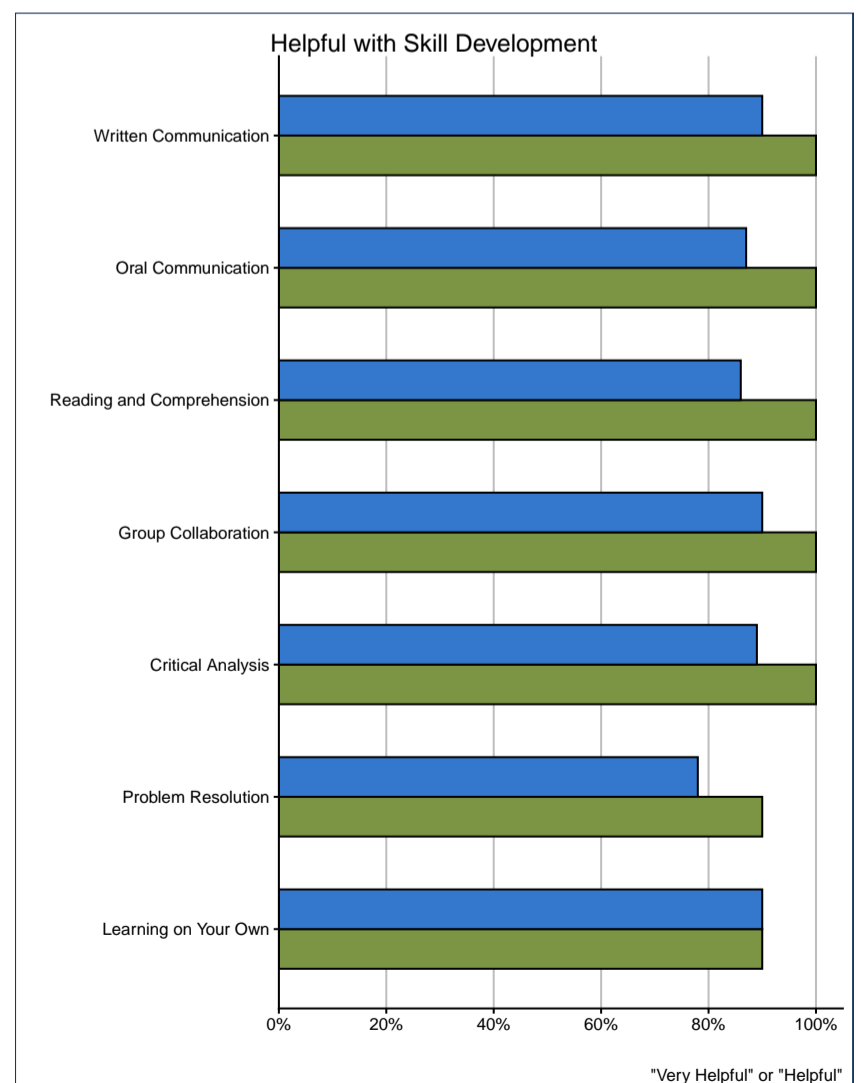


Quality of Instruction:	42.0101		UNBC	
Very Good	3	30%	47	28%
Good	7	70%	106	62%
Poor	0	0%	13	8%
Very Poor	0	0%	4	2%
Total	10	100%	170	100%

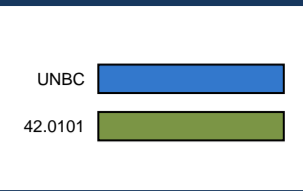
Comprehensiveness of Core Courses:	42.0101		UNBC	
Very Good	3	30%	48	28%
Good	7	70%	95	56%
Poor	0	0%	21	12%
Very Poor	0	0%	6	4%
Total	10	100%	170	100%

Financial Constraints:	42.0101		UNBC	
Had to interrupt studies for financial reasons	1	10%	11	6%
Had to take program part-time for financial reasons	2	20%	20	12%

Skill Development: How helpful was institution?	42.0101				# Resp.
	Very Helpful	Helpful	Not Very Helpful	Not at All Helpful	
Written Communication	60%	40%	0%	0%	10
Oral Communication	40%	60%	0%	0%	10
Reading and Comprehension	60%	40%	0%	0%	10
Group Collaboration	30%	70%	0%	0%	10
Critical Analysis	50%	50%	0%	0%	10
Problem Resolution	40%	50%	10%	0%	10
Learning on Your Own	50%	40%	10%	0%	10

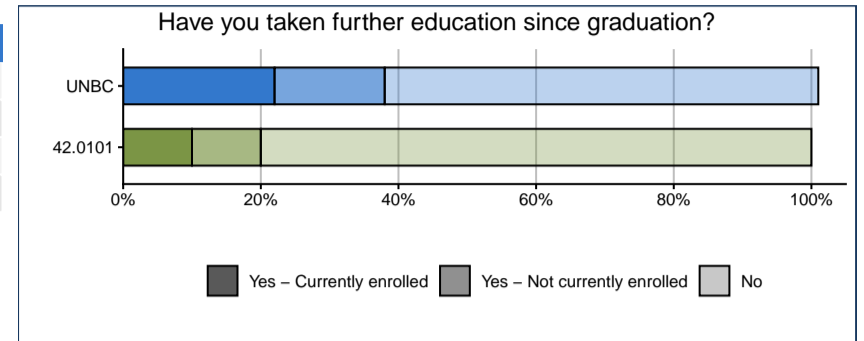


Skill Development: How helpful was institution?	UNBC				# Resp.
	Very Helpful	Helpful	Not Very Helpful	Not at All Helpful	
Written Communication	36%	54%	6%	4%	162
Oral Communication	30%	57%	10%	2%	168
Reading and Comprehension	41%	45%	11%	3%	168
Group Collaboration	38%	52%	7%	4%	168
Critical Analysis	47%	42%	9%	2%	172
Problem Resolution	31%	47%	17%	5%	169
Learning on Your Own	41%	49%	8%	2%	170

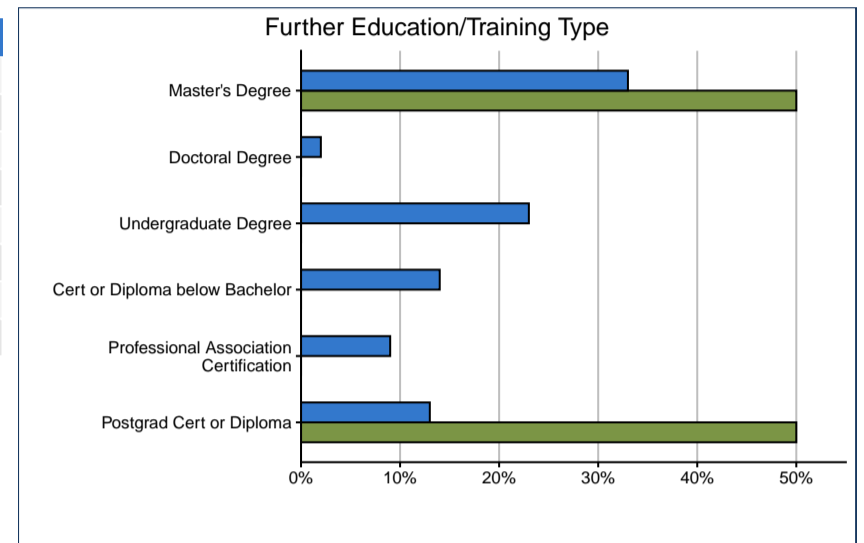


**FURTHER EDUCATION**

Took further education since 2023 graduation:	42.0101		UNBC	
Yes – Currently enrolled	1	10%	37	22%
Yes – Not currently enrolled	1	10%	27	16%
No	8	80%	107	63%
Total	10	100%	171	100%

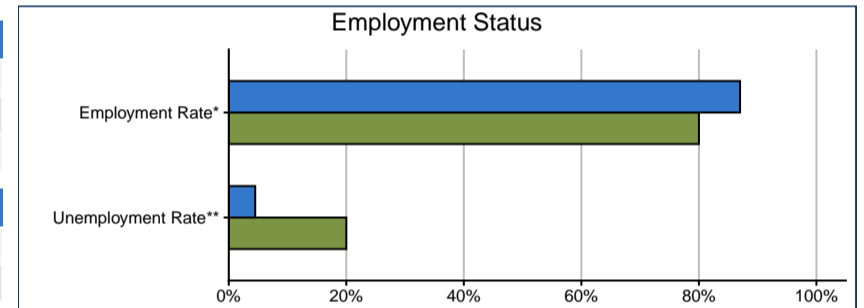


Type of Formal Post-Secondary Education:	42.0101		UNBC	
Master's Degree	1	50%	21	33%
Doctoral Degree	0	0%	1	2%
Another Undergraduate Degree	0	0%	15	23%
Certificate or Diploma below Bachelor Level	0	0%	9	14%
Professional Association Certification	0	0%	6	9%
Postgraduate Certificate or Diploma	1	50%	8	13%
Other	0	0%	4	6%
Total	2	100%	64	100%



**EMPLOYMENT**

Labour Force Status:	42.0101		UNBC	
In Labour Force (working or seeking work)	10	100%	157	91%
Not in Labour Force	0	0%	15	9%
Total	10	100%	172	100%

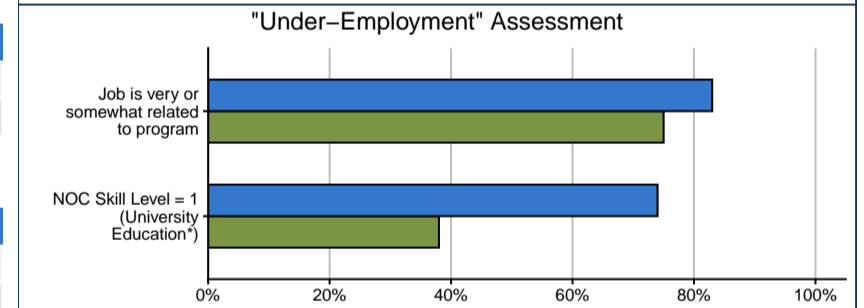


Employment:	42.0101		UNBC	
Employment Rate*	8	80%	150	87%
Unemployment Rate**	2	20.0%	7	4.5%

\*Percent = Total employed divided by total number of respondents  
\*\*Percent = Total unemployed divided by total number in labour force

"Under-Employment" Assessment:	42.0101		UNBC	
Job is very or somewhat related to program	6	75%	125	83%
NOC Skill Level = 1 (University Education)*	3	38%	108	74%

\*Of total valid responses; NOC 2021 (TEER)



How related is your main job to your program?	42.0101		UNBC	
Very Related	3	38%	94	63%
Somewhat Related	3	38%	31	21%
Not Very Related	1	13%	16	11%
Not at All Related	1	13%	9	6%
Total	8	100%	150	100%

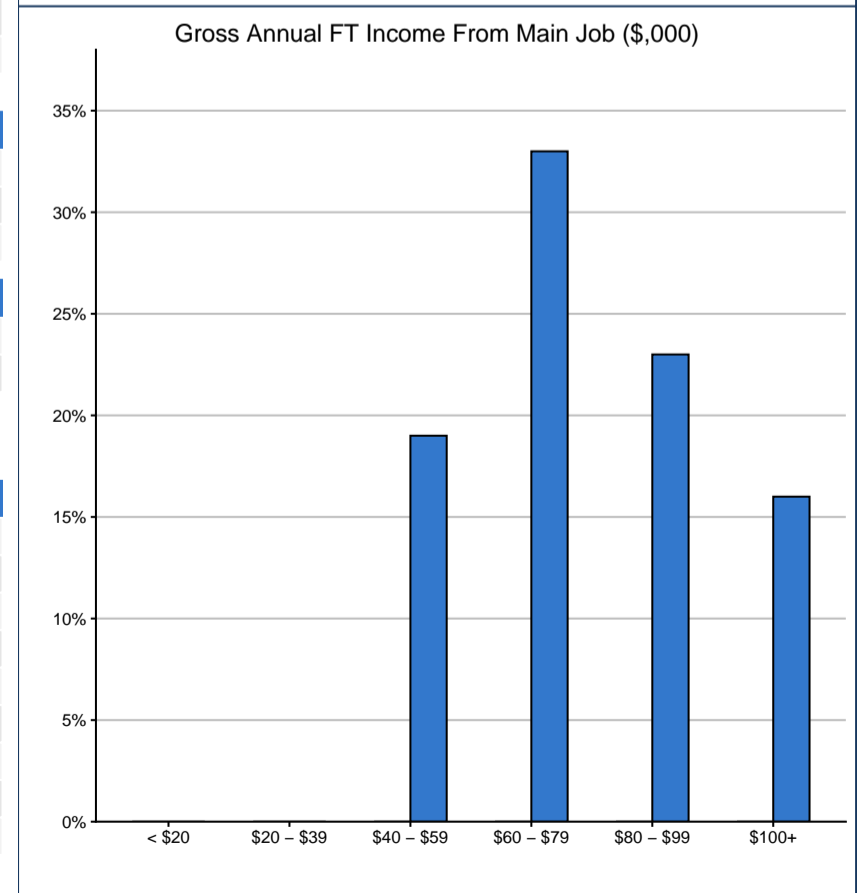
Primary Employment Type:	42.0101		UNBC	
Paid Worker	8	100%	144	96%
Self-Employed	0	0%	6	4%
Total	8	100%	150	100%

Job Characteristics:	42.0101		UNBC	
I hold more than one job*	1	13%	22	15%
My main job is full-time (>= 30 hours per week)**	7	88%	133	92%

\*Of total employed  
\*\*Of those who provided data on hours/week worked

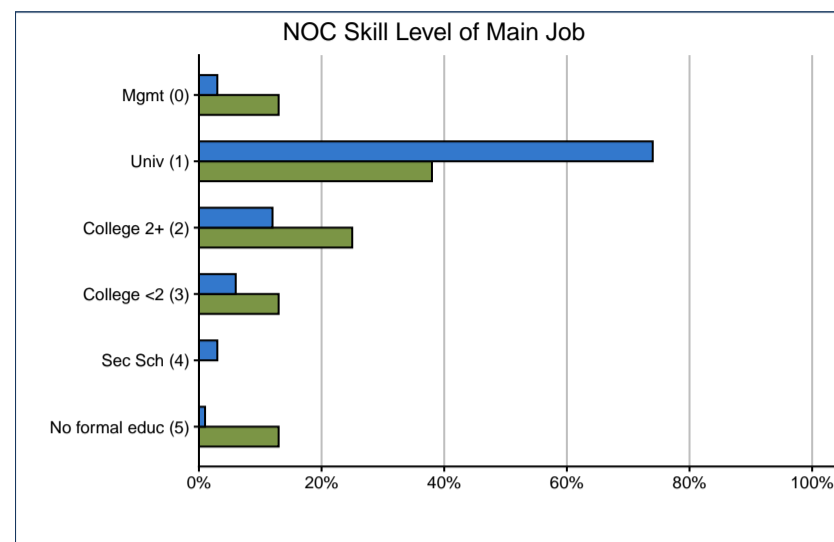
Gross Annual Income from Main Job:*	42.0101		UNBC	
Less than \$20,000	~	~	~	~
\$20,000 to \$39,999	~	~	~	~
\$40,000 to \$59,999	~	~	24	19%
\$60,000 to \$79,999	~	~	42	33%
\$80,000 to \$99,999	~	~	29	23%
\$100,000 and Above	~	~	20	16%
Total	8	100%	127	100%
Median Annual Income (full-time) (\$)	72,744		75,000	
Average Annual Income (full-time) (\$)	72,125		78,465	

\*Where data provided

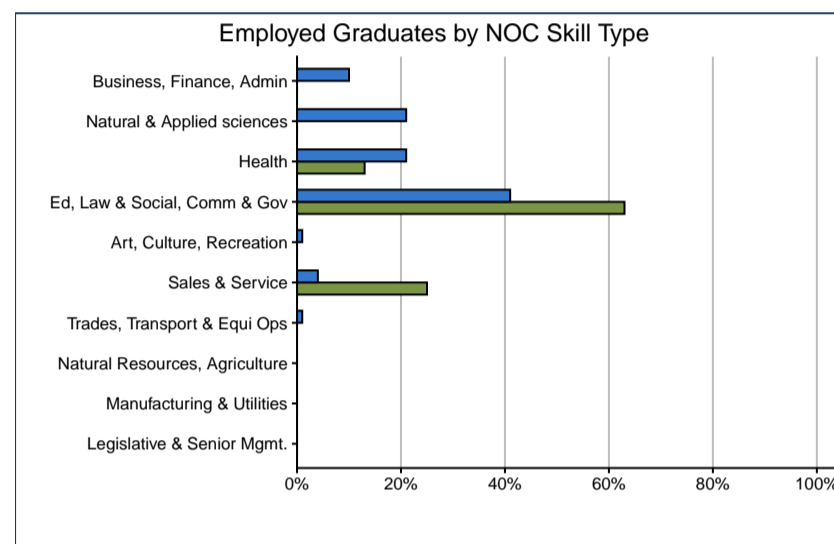


EMPLOYMENT, continued

NOC Skill Level of Main Job (NOC 2021 (TEER)):	42.0101		UNBC	
0. Management	1	13%	5	3%
1. University education	3	38%	108	74%
2. College education/trade apprenticeship (2+ years)	2	25%	18	12%
3. College education/trade apprenticeship (<2 years)	1	13%	8	6%
4. Secondary school + job-specific training	0	0%	4	3%
5. No formal education	1	13%	2	1%
<b>Total</b>	<b>8</b>	<b>100%</b>	<b>145</b>	<b>100%</b>



NOC Skill Type of Main Job (NOC 2021):	42.0101		UNBC	
Legislative and senior management	0	0%	0	0%
Business, finance & administration	0	0%	14	10%
Natural & applied sciences & related	0	0%	31	21%
Health	1	13%	31	21%
Education, law and social, community & government	5	63%	60	41%
Art, culture, recreation & sport	0	0%	2	1%
Sales & service	2	25%	6	4%
Trades, transport & equipment operators & related	0	0%	1	1%
Natural resources, agriculture & related production	0	0%	0	0%
Manufacturing & utilities	0	0%	0	0%
<b>Total</b>	<b>8</b>	<b>100%</b>	<b>145</b>	<b>100%</b>



Top 10 Full-Time Occupations of 42.0101 Graduates*:			42.0101
NOC_2021	NOC Skill Level	Description	% Employed FT in this Occ.**
*			
*			
*			
*			
*			
*			
*			
*			
*			
*			


\* Data not displayed where n < 5; NOC 2021

\*\* Percentages cited are of those employed

Top 10 Full-Time Occupations of UNBC Graduates*:			UNBC
NOC_2021	NOC Skill Level	Description	% Employed FT in this Occ.**
31301	1	Registered nurses and registered psychiatric nurses	17%
21300	1	Civil engineers	7%
41300	1	Social workers	7%
41220	1	Secondary school teachers	6%
41221	1	Elementary school and kindergarten teachers	5%
21111	1	Forestry professionals	3%
41400	1	Natural and applied science policy researchers, consultants and program officers	3%
*			
*			
*			

\* Data not displayed where n < 5; NOC 2021

\*\* Percentages cited are of those employed



**EDUCATION FINANCING**

<b>Funding Sources:*</b>	<b>42.0101</b>		<b>UNBC</b>	
Personal savings, investments	0	0%	24	14%
Employment while studying	1	10%	23	14%
Family/Friends	2	20%	44	26%
Personal bank loans	0	0%	6	4%
Government student loans	3	30%	42	25%
Scholarships/Bursaries/Grants	3	30%	21	12%
Other	1	10%	9	5%
<b>Total</b>	<b>10</b>		<b>169</b>	

\* Percentage of respondents who identified this as their primary source

<b>Financial Debt Incurred to Finance Bac. Ed.:*</b>	<b>42.0101</b>		<b>UNBC</b>	
Incurred any form of financial debt	5	56%	82	49%
Incurred government-sponsored student loan debt	4	40%	67	39%

\* Percentage of respondents who provided data

<b>Financial Debt Amount:*</b>	<b>42.0101</b>		<b>UNBC</b>	
< \$1,000	0	0%	0	0%
\$1,000 to \$4,999	1	20%	2	3%
\$5,000 to \$9,999	1	20%	8	11%
\$10,000 to \$14,999	0	0%	7	10%
\$15,000 to \$19,999	0	0%	8	11%
\$20,000 to \$29,999	1	20%	13	18%
\$30,000 to \$39,999	1	20%	15	21%
\$40,000 or More	1	20%	18	25%
<b>Total</b>	<b>5</b>	<b>100%</b>	<b>71</b>	<b>100%</b>
Median Financial Debt (\$)	21,000		24,000	

\* Includes only cases where financial debt was incurred

