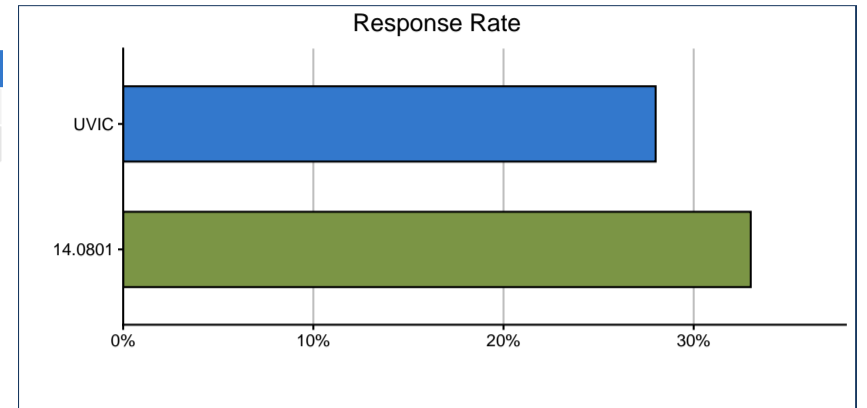


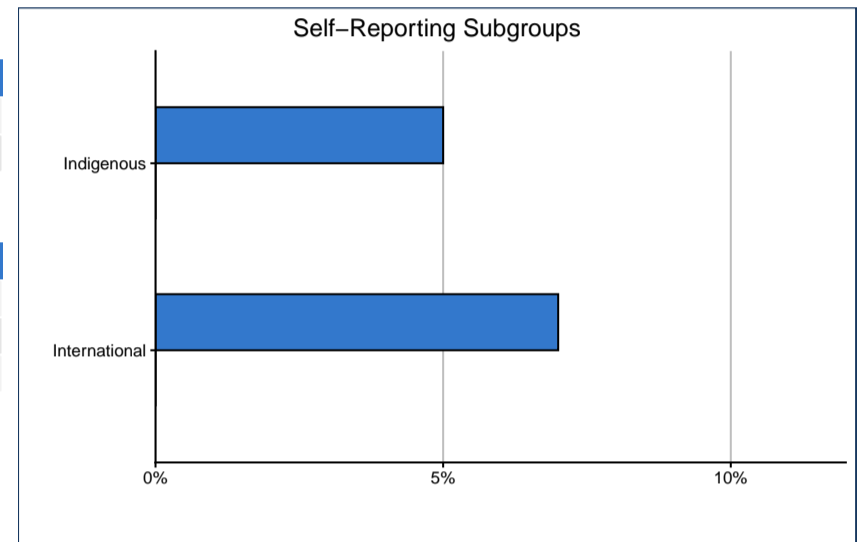
**RESPONSE RATE**

Survey Response Rate:	14.0801		UVIC	
Baccalaureate Graduates Survey Cohort	63	100%	3,223	100%
Survey Respondents and Response Rate	21	33%	893	28%



**DEMOGRAPHIC INFORMATION**

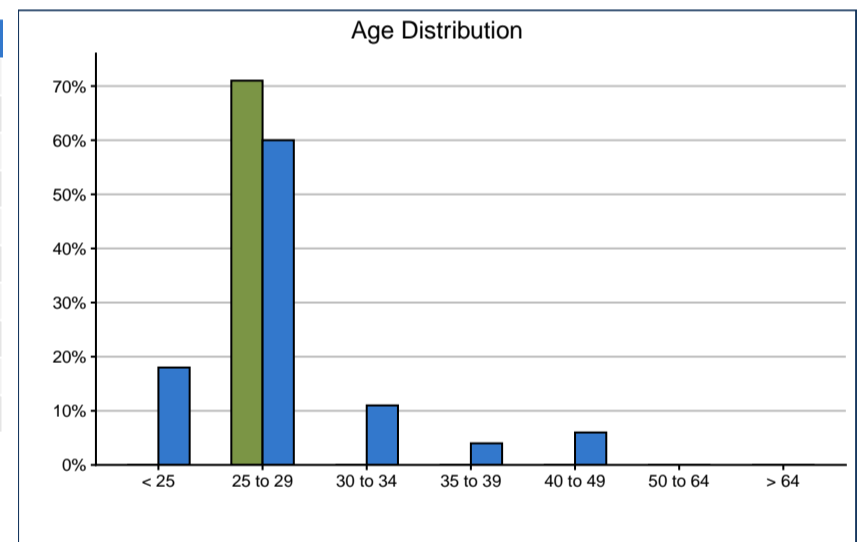
Self-Reporting Subgroups:	14.0801		UVIC	
Indigenous	~	~	39	5%
International	~	~	66	7%



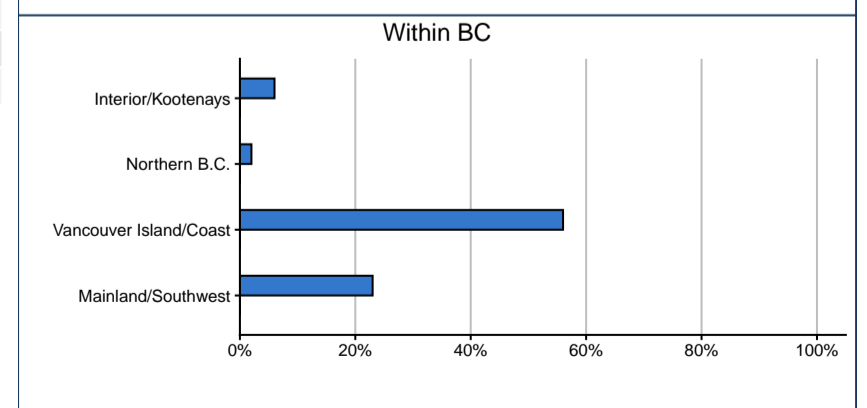
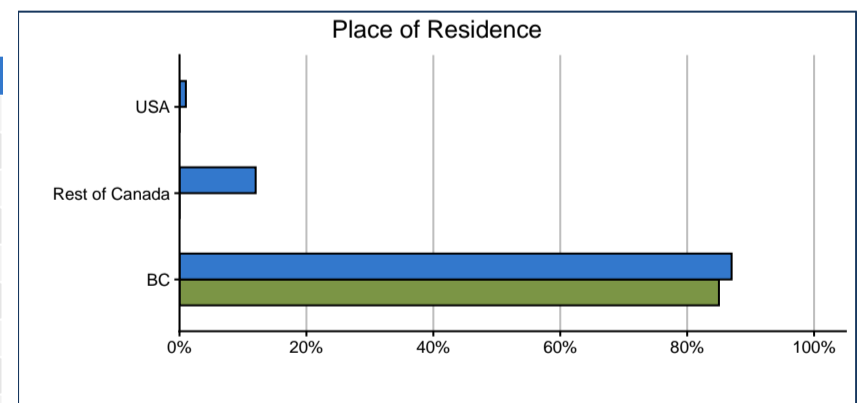
Gender:*	14.0801		UVIC	
Man/Boy	~	~	374	42%
Woman/Girl	~	~	518	58%
Total	21	100%	892	100%

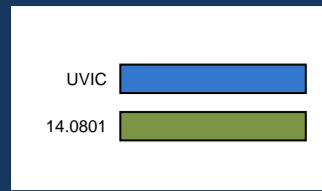
\*Due to zero or low counts, institution-reported "Non-Binary" demographic data are not included

Age (at time of survey):	14.0801		UVIC	
< 25	~	~	158	18%
25 to 29	15	71%	534	60%
30 to 34	~	~	94	11%
35 to 39	~	~	35	4%
40 to 49	0	0%	50	6%
50 to 64	~	~	~	~
> 64	0	0%	~	~
Total	21	100%	893	100%
Median Age	27		26	
Average (mean) Age	28		28	



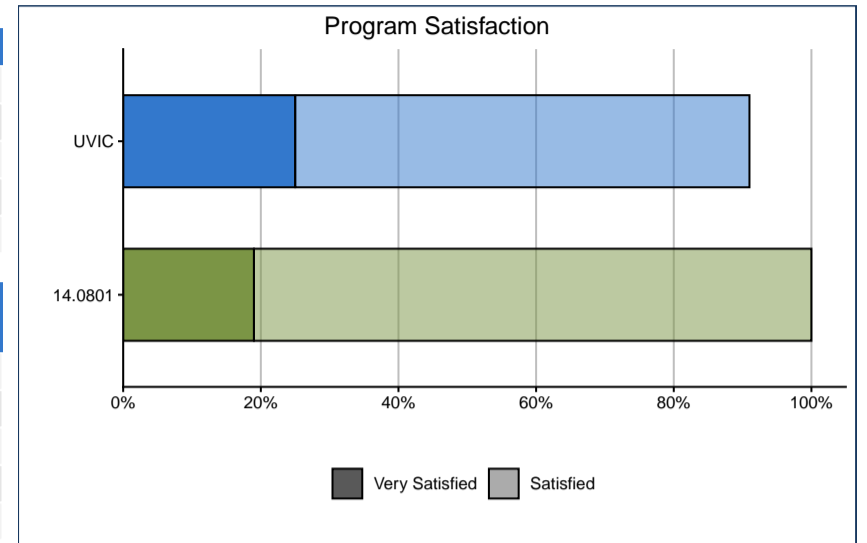
Place of Residence (at time of survey):	14.0801		UVIC	
BC – Mainland/Southwest	~	~	180	23%
BC – Vancouver Island/Coast	~	~	439	56%
BC – Northern B.C.	0	0%	14	2%
BC – Interior/Kootenays	~	~	47	6%
BC Subtotal	17	85%	680	87%
Canada – Alberta	~	~	52	7%
Canada – Ontario	0	0%	15	2%
Canada – Other	~	~	27	3%
U.S.A.	0	0%	7	1%
Non-BC Subtotal	~	~	101	13%
Total	~	~	781	100%





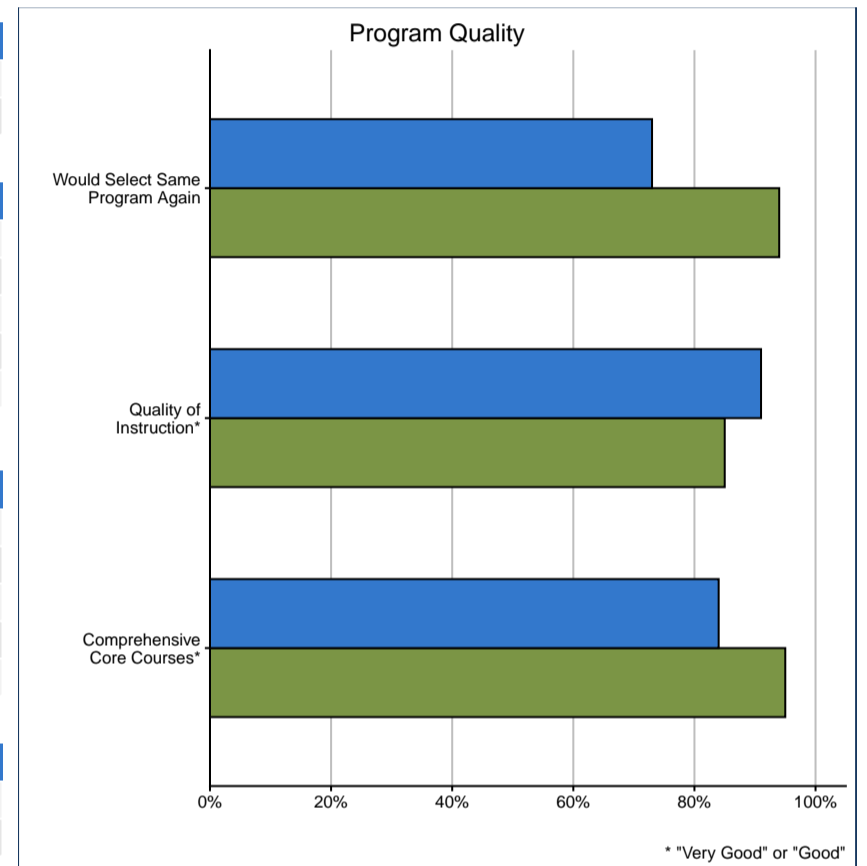
EDUCATION EVALUATION AND SKILL DEVELOPMENT

Program Satisfaction:	14.0801		UVIC	
Very Satisfied	4	19%	216	25%
Satisfied	17	81%	579	66%
Dissatisfied	0	0%	60	7%
Very Dissatisfied	0	0%	23	3%
Total	21	100%	878	100%



Usefulness of Knowledge, Skills, and Abilities Acquired during Program in Work:	14.0801		UVIC	
Very Useful	9	47%	281	38%
Somewhat Useful	8	42%	323	44%
Not Very Useful	1	5%	96	13%
Not at All Useful	1	5%	40	5%
Total	19	100%	740	100%

Would select the same program again:	14.0801		UVIC	
Yes	17	94%	575	73%
No	1	6%	211	27%

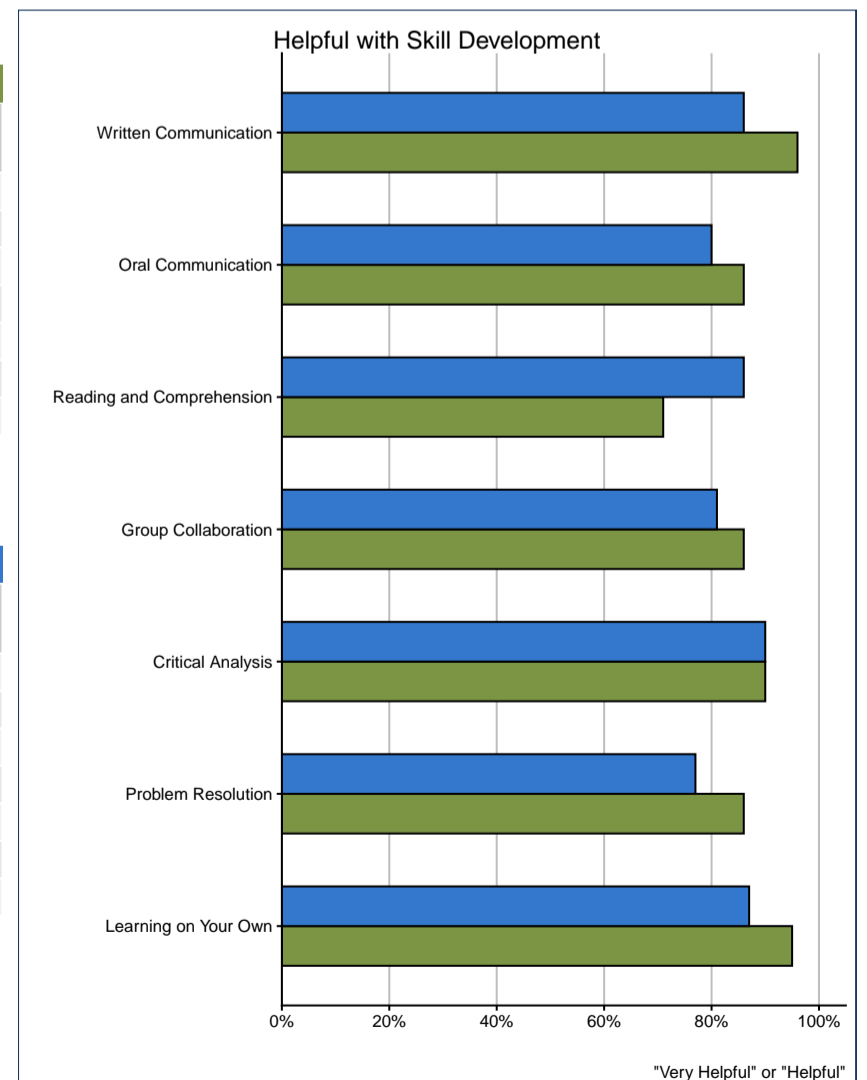


Quality of Instruction:	14.0801		UVIC	
Very Good	7	33%	227	26%
Good	11	52%	573	65%
Poor	3	14%	60	7%
Very Poor	0	0%	19	2%
Total	21	100%	879	100%

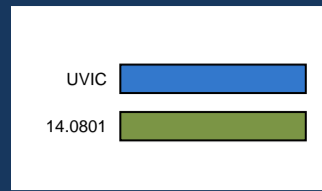
Comprehensiveness of Core Courses:	14.0801		UVIC	
Very Good	4	19%	196	22%
Good	16	76%	542	62%
Poor	0	0%	113	13%
Very Poor	1	5%	21	2%
Total	21	100%	872	100%

Financial Constraints:	14.0801		UVIC	
Had to interrupt studies for financial reasons	1	5%	82	9%
Had to take program part-time for financial reasons	1	5%	146	17%

Skill Development: How helpful was institution?	14.0801				# Resp.
	Very Helpful	Helpful	Not Very Helpful	Not at All Helpful	
Written Communication	29%	67%	5%	0%	21
Oral Communication	24%	62%	14%	0%	21
Reading and Comprehension	19%	52%	29%	0%	21
Group Collaboration	38%	48%	10%	5%	21
Critical Analysis	19%	71%	10%	0%	21
Problem Resolution	24%	62%	14%	0%	21
Learning on Your Own	43%	52%	0%	5%	21

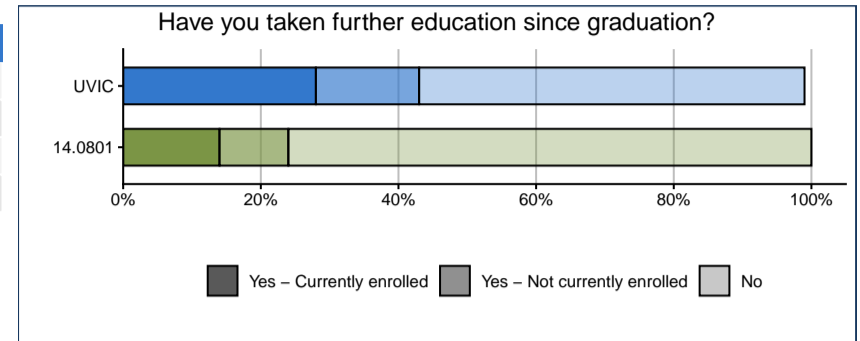


Skill Development: How helpful was institution?	UVIC				# Resp.
	Very Helpful	Helpful	Not Very Helpful	Not at All Helpful	
Written Communication	26%	60%	12%	2%	855
Oral Communication	23%	57%	17%	3%	862
Reading and Comprehension	30%	56%	13%	2%	878
Group Collaboration	28%	53%	17%	3%	876
Critical Analysis	42%	48%	8%	1%	885
Problem Resolution	20%	57%	20%	3%	851
Learning on Your Own	35%	52%	11%	1%	872

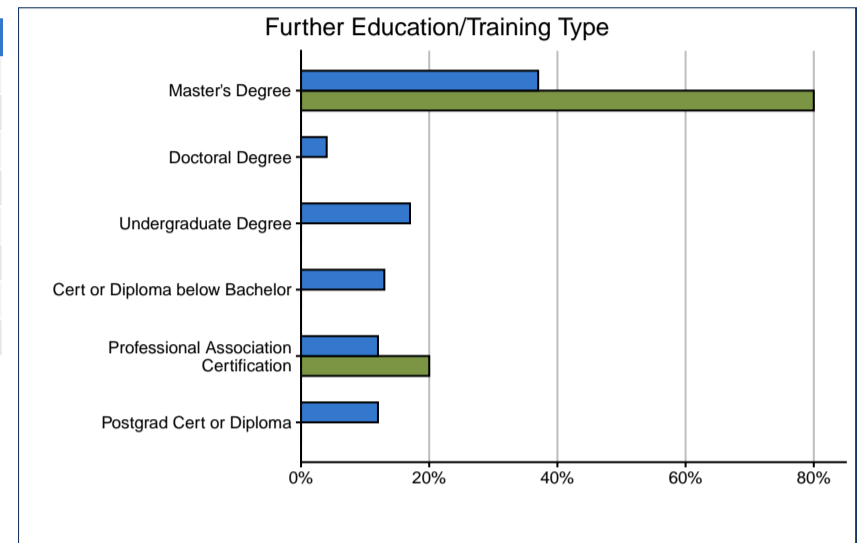


**FURTHER EDUCATION**

Took further education since 2023 graduation:	14.0801		UVIC	
Yes – Currently enrolled	3	14%	251	28%
Yes – Not currently enrolled	2	10%	137	15%
No	16	76%	501	56%
Total	21	100%	889	100%

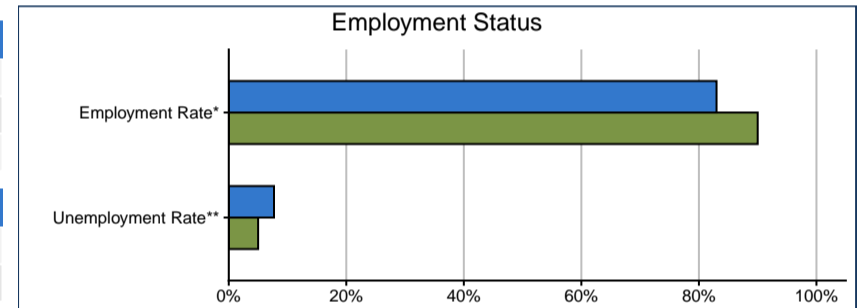


Type of Formal Post-Secondary Education:	14.0801		UVIC	
Master's Degree	4	80%	142	37%
Doctoral Degree	0	0%	14	4%
Another Undergraduate Degree	0	0%	65	17%
Certificate or Diploma below Bachelor Level	0	0%	51	13%
Professional Association Certification	1	20%	46	12%
Postgraduate Certificate or Diploma	0	0%	45	12%
Other	0	0%	18	5%
Total	5	100%	381	100%



**EMPLOYMENT**

Labour Force Status:	14.0801		UVIC	
In Labour Force (working or seeking work)	20	95%	805	92%
Not in Labour Force	1	5%	72	8%
Total	21	100%	877	100%

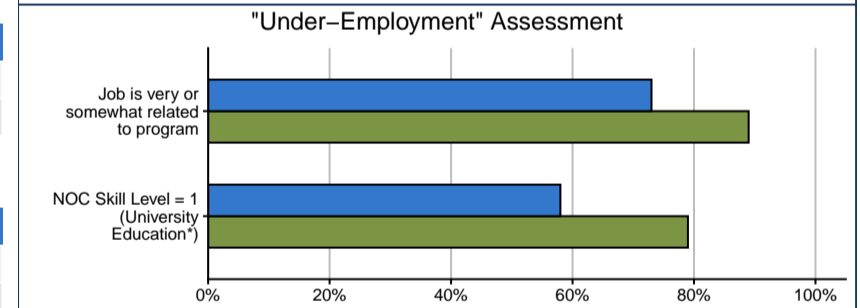


Employment:	14.0801		UVIC	
Employment Rate*	19	90%	743	83%
Unemployment Rate**	1	5.0%	62	7.7%

\*Percent = Total employed divided by total number of respondents  
\*\*Percent = Total unemployed divided by total number in labour force

"Under-Employment" Assessment:	14.0801		UVIC	
Job is very or somewhat related to program	16	89%	541	73%
NOC Skill Level = 1 (University Education)*	15	79%	407	58%

\*Of total valid responses; NOC 2021 (TEER)



How related is your main job to your program?	14.0801		UVIC	
Very Related	11	61%	353	48%
Somewhat Related	5	28%	188	25%
Not Very Related	2	11%	75	10%
Not at All Related	0	0%	125	17%
Total	18	100%	741	100%

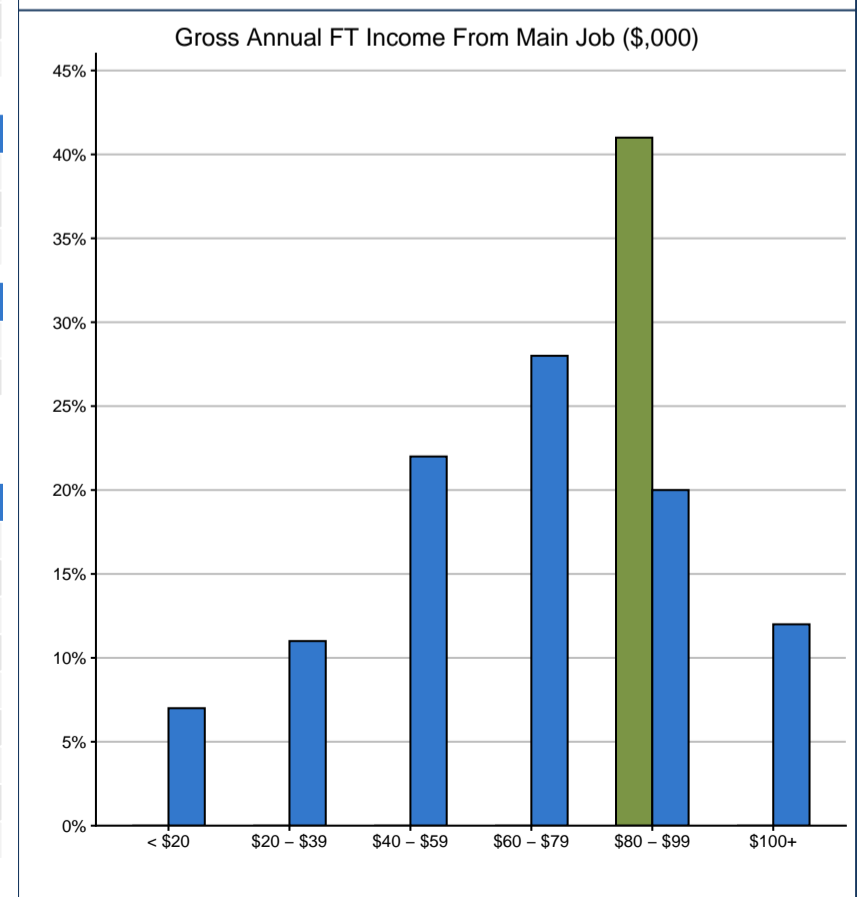
Primary Employment Type:	14.0801		UVIC	
Paid Worker	18	95%	703	95%
Self-Employed	1	5%	38	5%
Total	19	100%	741	100%

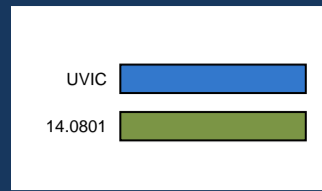
Job Characteristics:	14.0801		UVIC	
I hold more than one job*	1	5%	146	20%
My main job is full-time (>= 30 hours per week)**	19	100%	605	87%

\*Of total employed  
\*\*Of those who provided data on hours/week worked

Gross Annual Income from Main Job:*	14.0801		UVIC	
Less than \$20,000	0	0%	42	7%
\$20,000 to \$39,999	0	0%	70	11%
\$40,000 to \$59,999	0	0%	133	22%
\$60,000 to \$79,999	~	~	172	28%
\$80,000 to \$99,999	7	41%	124	20%
\$100,000 and Above	~	~	74	12%
Total	17	100%	615	100%
Median Annual Income (full-time) (\$)	82,000		70,008	
Average Annual Income (full-time) (\$)	85,926		73,569	

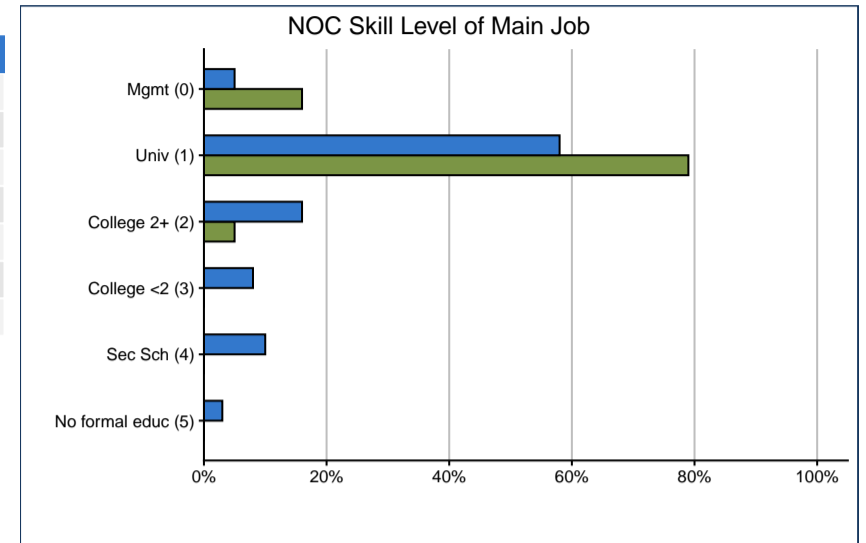
\*Where data provided



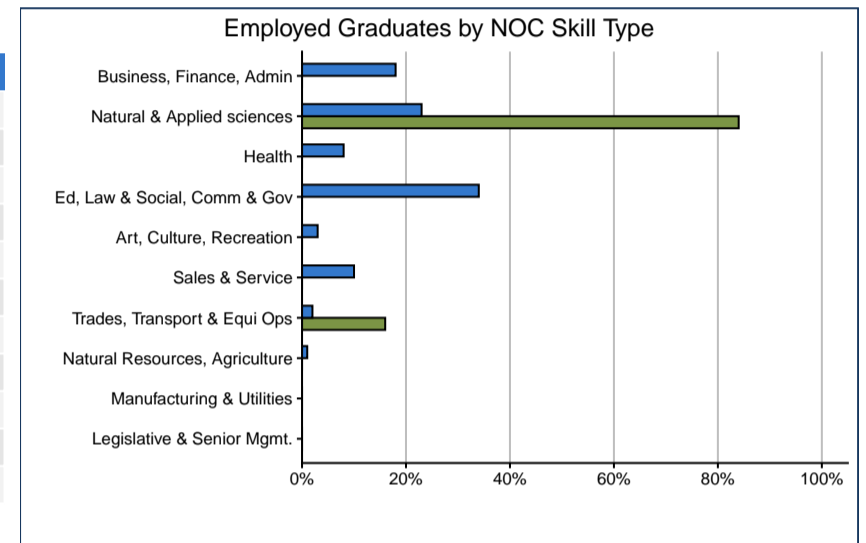


EMPLOYMENT, continued

NOC Skill Level of Main Job (NOC 2021 (TEER)):	14.0801		UVIC	
0. Management	3	16%	36	5%
1. University education	15	79%	407	58%
2. College education/trade apprenticeship (2+ years)	1	5%	112	16%
3. College education/trade apprenticeship (<2 years)	0	0%	56	8%
4. Secondary school + job-specific training	0	0%	73	10%
5. No formal education	0	0%	20	3%
Total	19	100%	704	100%



NOC Skill Type of Main Job (NOC 2021):	14.0801		UVIC	
Legislative and senior management	0	0%	1	0%
Business, finance & administration	0	0%	129	18%
Natural & applied sciences & related	16	84%	162	23%
Health	0	0%	56	8%
Education, law and social, community & government	0	0%	239	34%
Art, culture, recreation & sport	0	0%	24	3%
Sales & service	0	0%	71	10%
Trades, transport & equipment operators & related	3	16%	15	2%
Natural resources, agriculture & related production	0	0%	6	1%
Manufacturing & utilities	0	0%	1	0%
Total	19	100%	704	100%

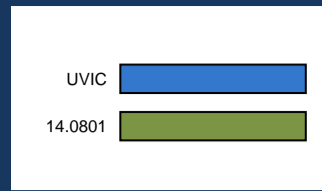


Top 10 Full-Time Occupations of 14.0801 Graduates*:				14.0801
NOC_2021	NOC Skill Level	Description		% Employed FT in this Occ.**
21300	1	Civil engineers		74%
*				
*				
*				
*				
*				
*				
*				
*				
*				

\* Data not displayed where n < 5; NOC 2021  
\*\* Percentages cited are of those employed

Top 10 Full-Time Occupations of UVIC Graduates*:				UVIC
NOC_2021	NOC Skill Level	Description		% Employed FT in this Occ.**
31301	1	Registered nurses and registered psychiatric nurses		5%
41300	1	Social workers		3%
41101	1	Lawyers and Quebec notaries		3%
XXXXX	X	Unclassified occupations		3%
21301	1	Mechanical engineers		3%
42201	2	Social and community service workers		3%
21310	1	Electrical and electronics engineers		2%
13100	3	Administrative officers		2%
21231	1	Software engineers and designers		2%
21232	1	Software developers and programmers		2%

\* Data not displayed where n < 5; NOC 2021  
\*\* Percentages cited are of those employed



EDUCATION FINANCING

Funding Sources:*	14.0801		UVIC	
Personal savings, investments	2	10%	93	11%
Employment while studying	1	5%	111	13%
Family/Friends	8	38%	304	35%
Personal bank loans	0	0%	18	2%
Government student loans	6	29%	215	24%
Scholarships/Bursaries/Grants	0	0%	80	9%
Other	4	19%	60	7%
Total	21		881	

\* Percentage of respondents who identified this as their primary source

Financial Debt Incurred to Finance Bac. Ed.:*	14.0801		UVIC	
Incurred any form of financial debt	10	48%	395	45%
Incurred government-sponsored student loan debt	10	48%	350	40%

\* Percentage of respondents who provided data

Financial Debt Amount:*	14.0801		UVIC	
< \$1,000	0	0%	0	0%
\$1,000 to \$4,999	0	0%	8	2%
\$5,000 to \$9,999	0	0%	32	10%
\$10,000 to \$14,999	1	11%	43	13%
\$15,000 to \$19,999	2	22%	25	7%
\$20,000 to \$29,999	2	22%	51	15%
\$30,000 to \$39,999	1	11%	56	17%
\$40,000 or More	3	33%	121	36%
Total	9	100%	336	100%
Median Financial Debt (\$)	24,000		30,000	

\* Includes only cases where financial debt was incurred

