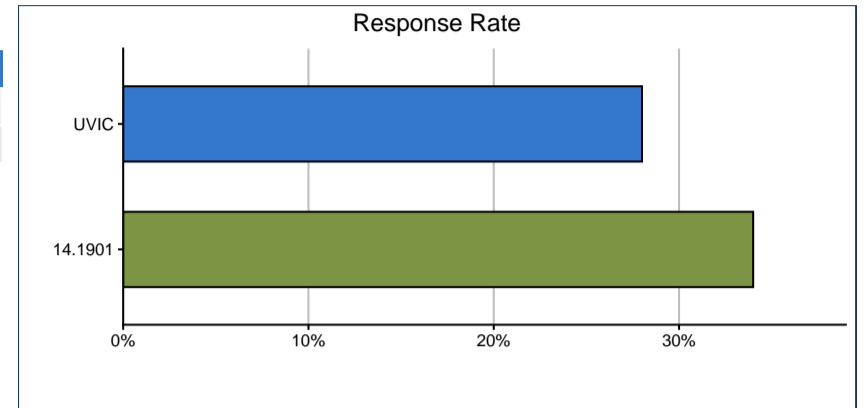


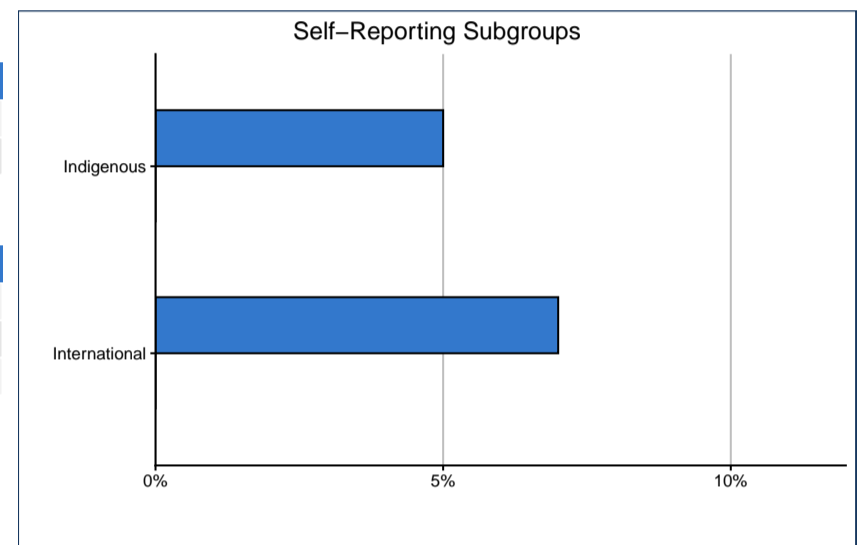
RESPONSE RATE

Survey Response Rate:	14.1901		UVIC	
Baccalaureate Graduates Survey Cohort	100	100%	3,223	100%
Survey Respondents and Response Rate	34	34%	893	28%



DEMOGRAPHIC INFORMATION

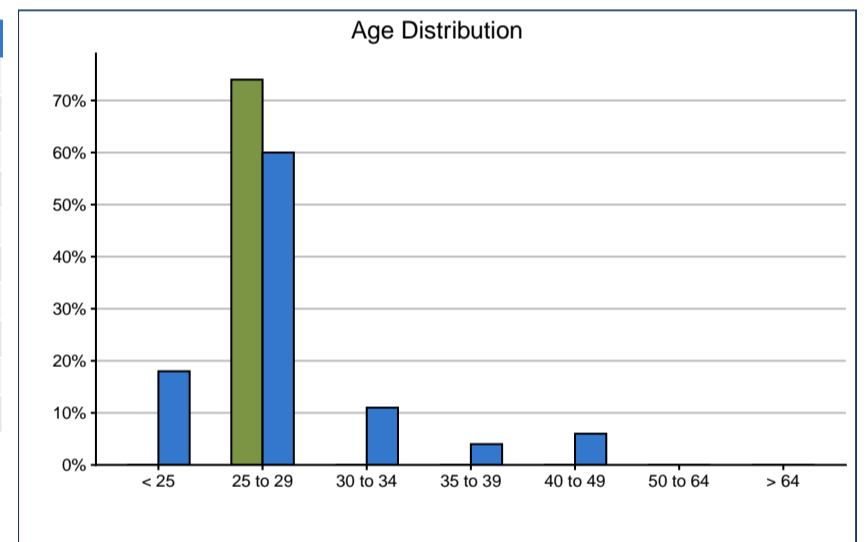
Self-Reporting Subgroups:	14.1901		UVIC	
Indigenous	~	~	39	5%
International	~	~	66	7%



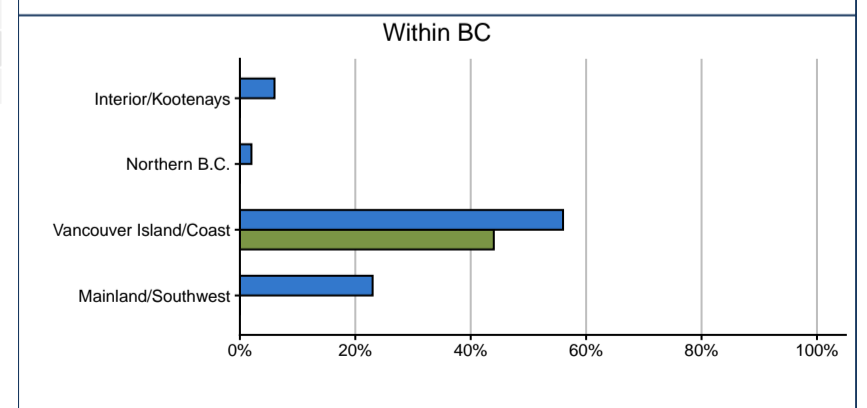
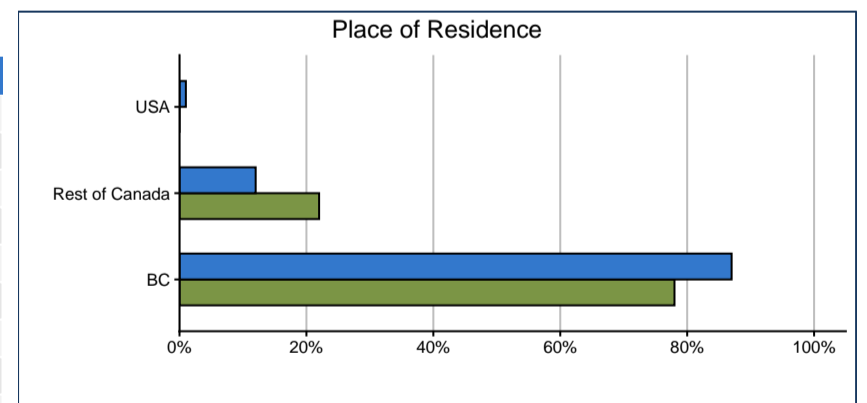
Gender:*	14.1901		UVIC	
Man/Boy	28	82%	374	42%
Woman/Girl	6	18%	518	58%
Total	34	100%	892	100%

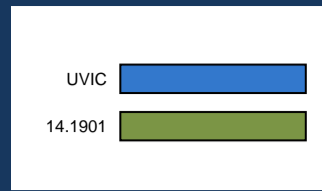
*Due to zero or low counts, institution-reported "Non-Binary" demographic data are not included

Age (at time of survey):	14.1901		UVIC	
< 25	~	~	158	18%
25 to 29	25	74%	534	60%
30 to 34	~	~	94	11%
35 to 39	~	~	35	4%
40 to 49	0	0%	50	6%
50 to 64	0	0%	~	~
> 64	0	0%	~	~
Total	34	100%	893	100%
Median Age	26		26	
Average (mean) Age	27		28	



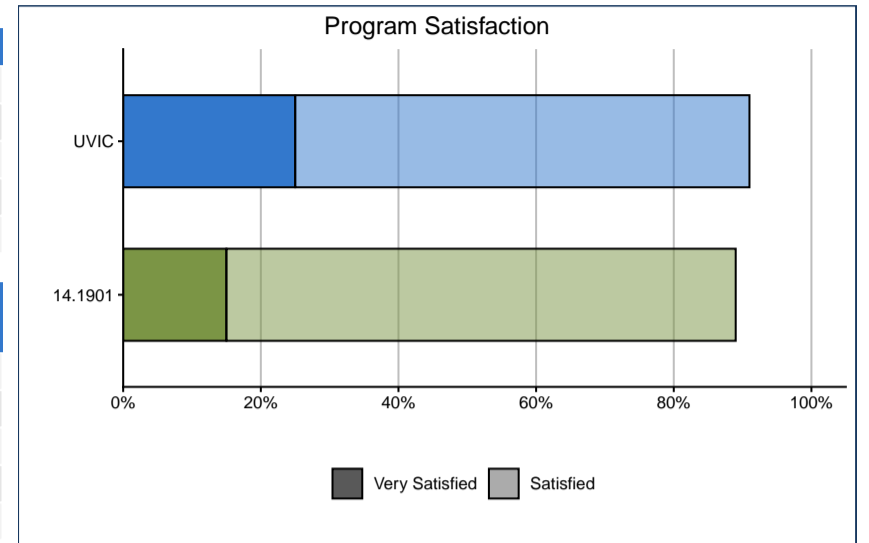
Place of Residence (at time of survey):	14.1901		UVIC	
BC – Mainland/Southwest	~	~	180	23%
BC – Vancouver Island/Coast	12	44%	439	56%
BC – Northern B.C.	~	~	14	2%
BC – Interior/Kootenays	0	0%	47	6%
BC Subtotal	21	78%	680	87%
Canada – Alberta	6	22%	52	7%
Canada – Ontario	0	0%	15	2%
Canada – Other	0	0%	27	3%
U.S.A.	0	0%	7	1%
Non-BC Subtotal	6	22%	101	13%
Total	27	100%	781	100%





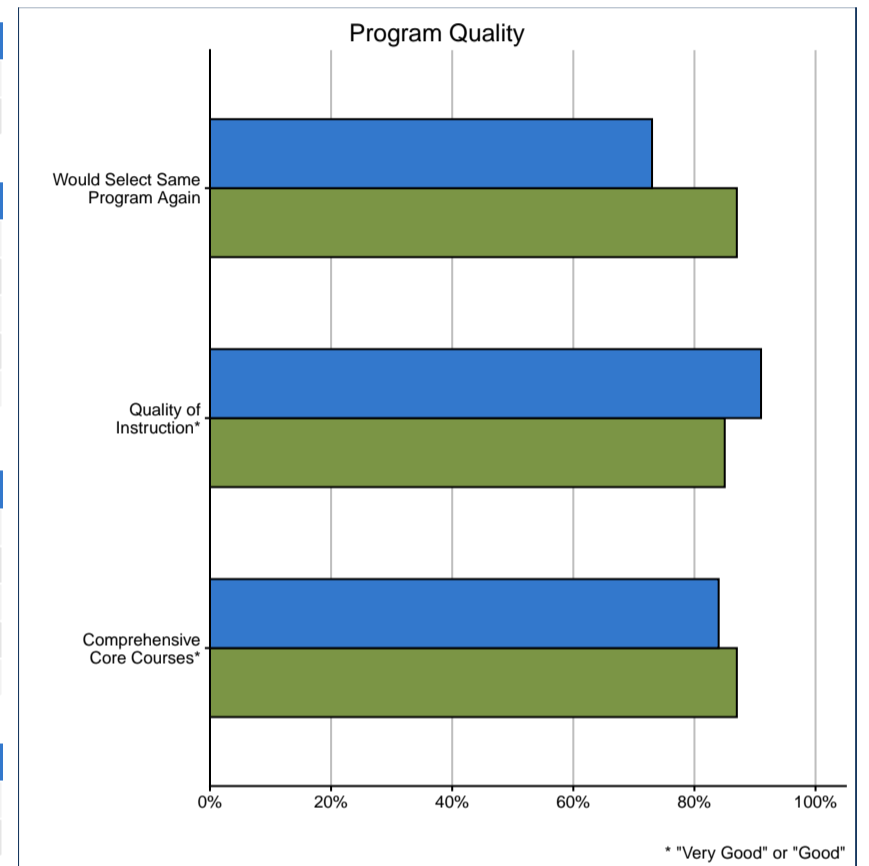
EDUCATION EVALUATION AND SKILL DEVELOPMENT

Program Satisfaction:	14.1901		UVIC	
Very Satisfied	5	15%	216	25%
Satisfied	25	74%	579	66%
Dissatisfied	4	12%	60	7%
Very Dissatisfied	0	0%	23	3%
Total	34	100%	878	100%



Usefulness of Knowledge, Skills, and Abilities Acquired during Program in Work:	14.1901		UVIC	
Very Useful	9	28%	281	38%
Somewhat Useful	21	66%	323	44%
Not Very Useful	1	3%	96	13%
Not at All Useful	1	3%	40	5%
Total	32	100%	740	100%

Would select the same program again:	14.1901		UVIC	
Yes	27	87%	575	73%
No	4	13%	211	27%

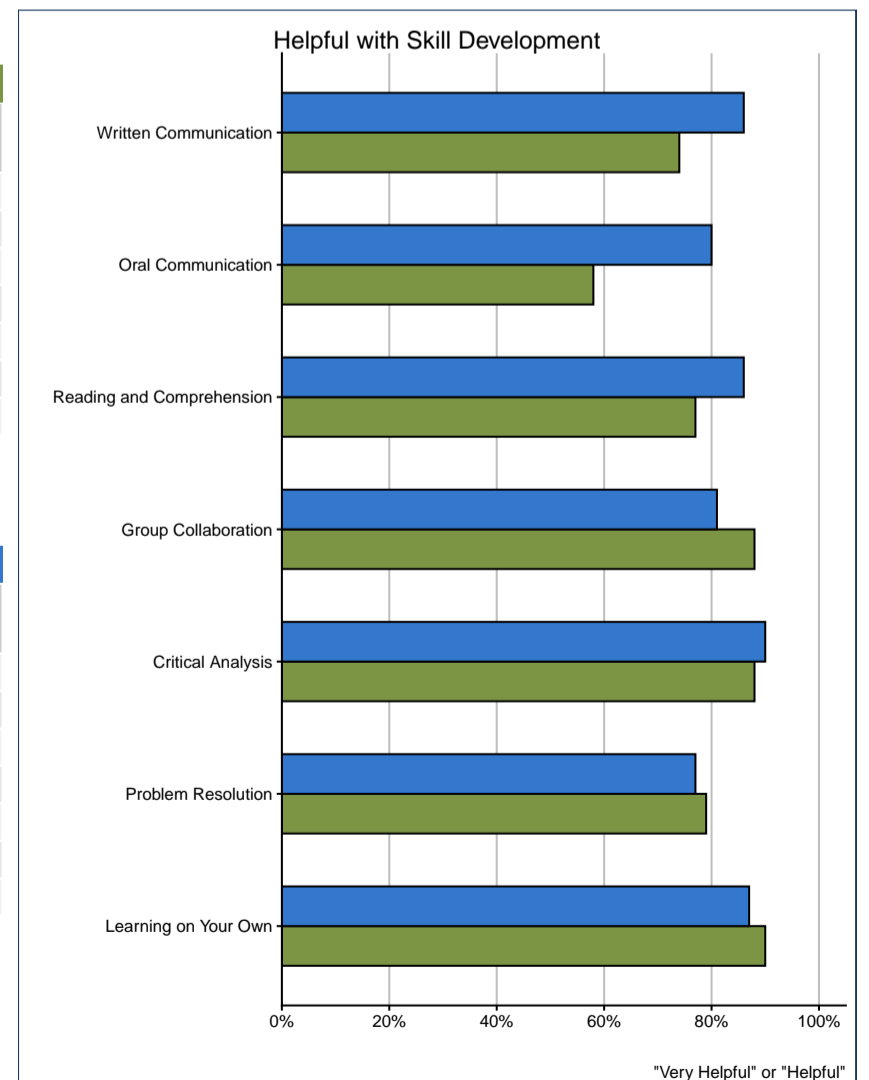


Quality of Instruction:	14.1901		UVIC	
Very Good	3	9%	227	26%
Good	25	76%	573	65%
Poor	4	12%	60	7%
Very Poor	1	3%	19	2%
Total	33	100%	879	100%

Comprehensiveness of Core Courses:	14.1901		UVIC	
Very Good	9	28%	196	22%
Good	19	59%	542	62%
Poor	4	13%	113	13%
Very Poor	0	0%	21	2%
Total	32	100%	872	100%

Financial Constraints:	14.1901		UVIC	
Had to interrupt studies for financial reasons	2	6%	82	9%
Had to take program part-time for financial reasons	4	12%	146	17%

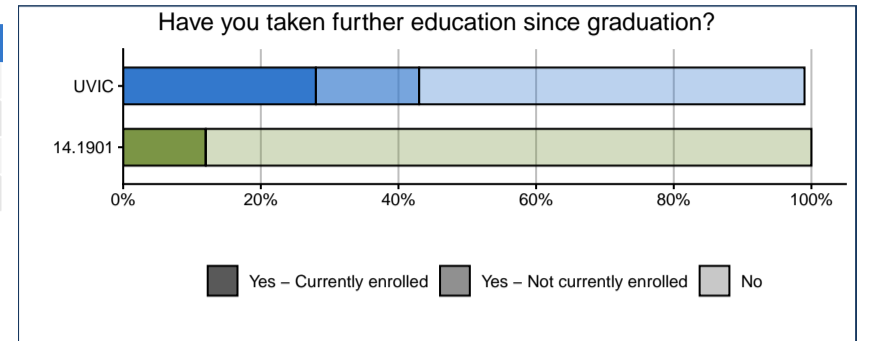
Skill Development: How helpful was institution?	14.1901				# Resp.
	Very Helpful	Helpful	Not Very Helpful	Not at All Helpful	
Written Communication	18%	56%	24%	3%	34
Oral Communication	3%	55%	39%	3%	33
Reading and Comprehension	18%	59%	24%	0%	34
Group Collaboration	26%	62%	9%	3%	34
Critical Analysis	35%	53%	9%	3%	34
Problem Resolution	21%	58%	15%	6%	33
Learning on Your Own	42%	48%	9%	0%	33



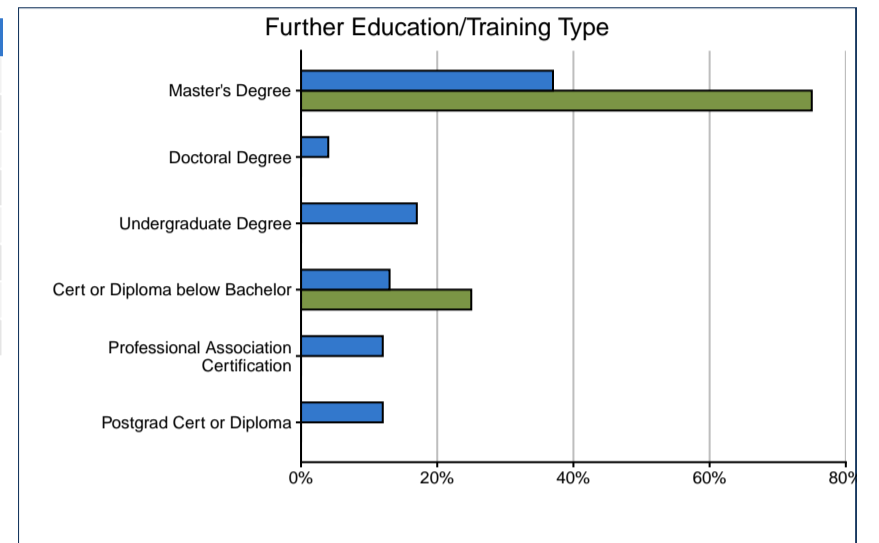
Skill Development: How helpful was institution?	UVIC				# Resp.
	Very Helpful	Helpful	Not Very Helpful	Not at All Helpful	
Written Communication	26%	60%	12%	2%	855
Oral Communication	23%	57%	17%	3%	862
Reading and Comprehension	30%	56%	13%	2%	878
Group Collaboration	28%	53%	17%	3%	876
Critical Analysis	42%	48%	8%	1%	885
Problem Resolution	20%	57%	20%	3%	851
Learning on Your Own	35%	52%	11%	1%	872

FURTHER EDUCATION

Took further education since 2023 graduation:	14.1901		UVIC	
Yes – Currently enrolled	4	12%	251	28%
Yes – Not currently enrolled	0	0%	137	15%
No	30	88%	501	56%
Total	34	100%	889	100%

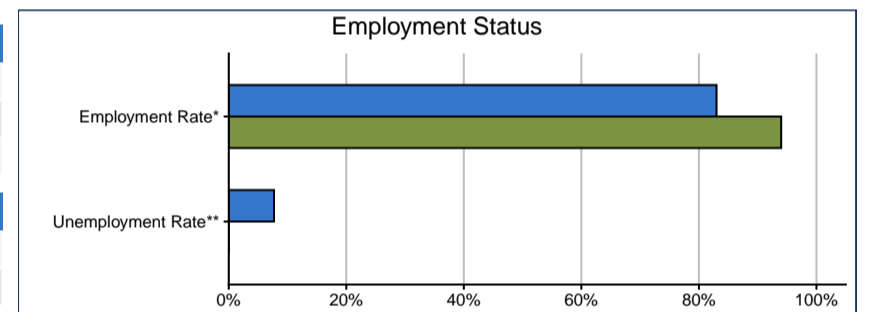


Type of Formal Post-Secondary Education:	14.1901		UVIC	
Master's Degree	3	75%	142	37%
Doctoral Degree	0	0%	14	4%
Another Undergraduate Degree	0	0%	65	17%
Certificate or Diploma below Bachelor Level	1	25%	51	13%
Professional Association Certification	0	0%	46	12%
Postgraduate Certificate or Diploma	0	0%	45	12%
Other	0	0%	18	5%
Total	4	100%	381	100%



EMPLOYMENT

Labour Force Status:	14.1901		UVIC	
In Labour Force (working or seeking work)	32	94%	805	92%
Not in Labour Force	2	6%	72	8%
Total	34	100%	877	100%

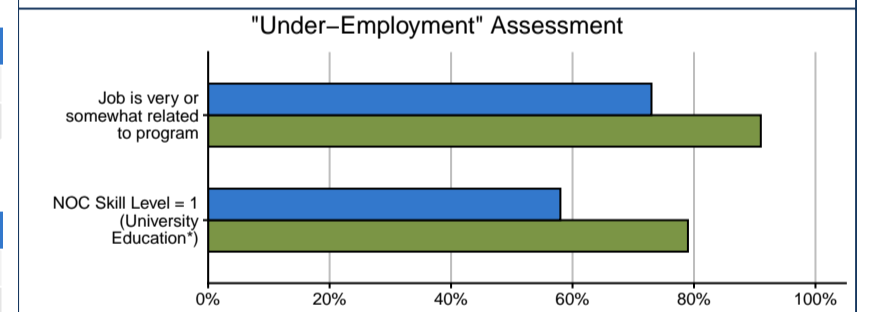


Employment:	14.1901		UVIC	
Employment Rate*	32	94%	743	83%
Unemployment Rate**	0	0.0%	62	7.7%

*Percent = Total employed divided by total number of respondents
**Percent = Total unemployed divided by total number in labour force

"Under-Employment" Assessment:	14.1901		UVIC	
Job is very or somewhat related to program	29	91%	541	73%
NOC Skill Level = 1 (University Education)*	23	79%	407	58%

*Of total valid responses; NOC 2021 (TEER)



How related is your main job to your program?	14.1901		UVIC	
Very Related	20	63%	353	48%
Somewhat Related	9	28%	188	25%
Not Very Related	2	6%	75	10%
Not at All Related	1	3%	125	17%
Total	32	100%	741	100%

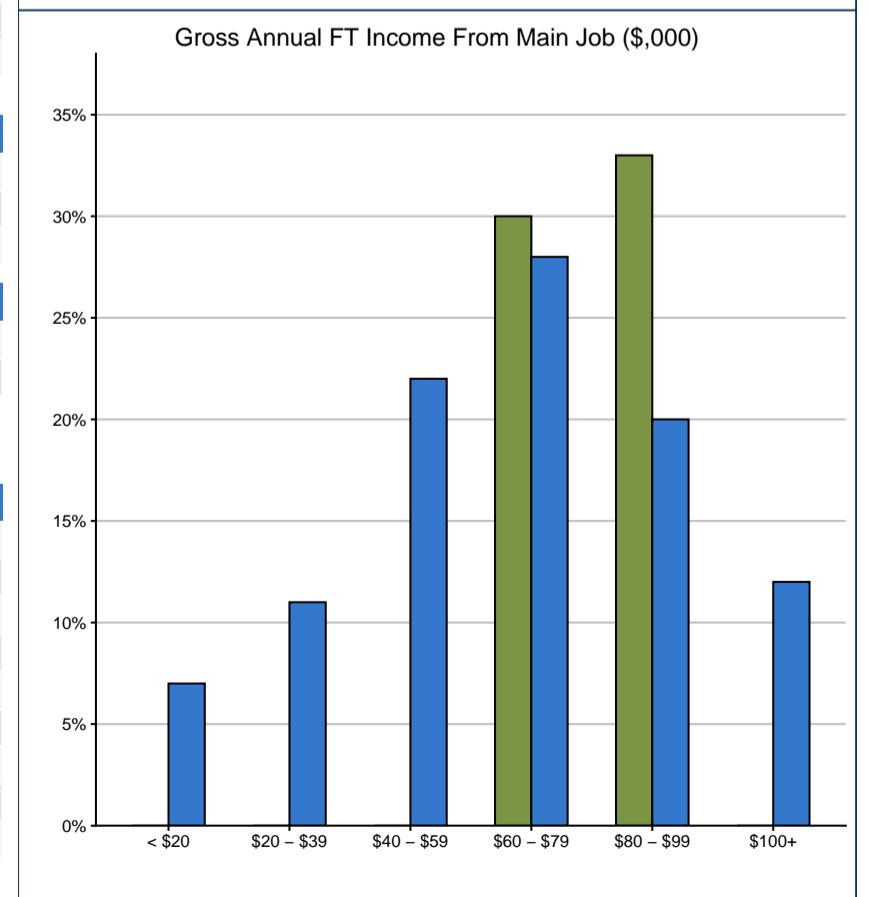
Primary Employment Type:	14.1901		UVIC	
Paid Worker	31	97%	703	95%
Self-Employed	1	3%	38	5%
Total	32	100%	741	100%

Job Characteristics:	14.1901		UVIC	
I hold more than one job*	2	6%	146	20%
My main job is full-time (>= 30 hours per week)**	30	97%	605	87%

*Of total employed
**Of those who provided data on hours/week worked

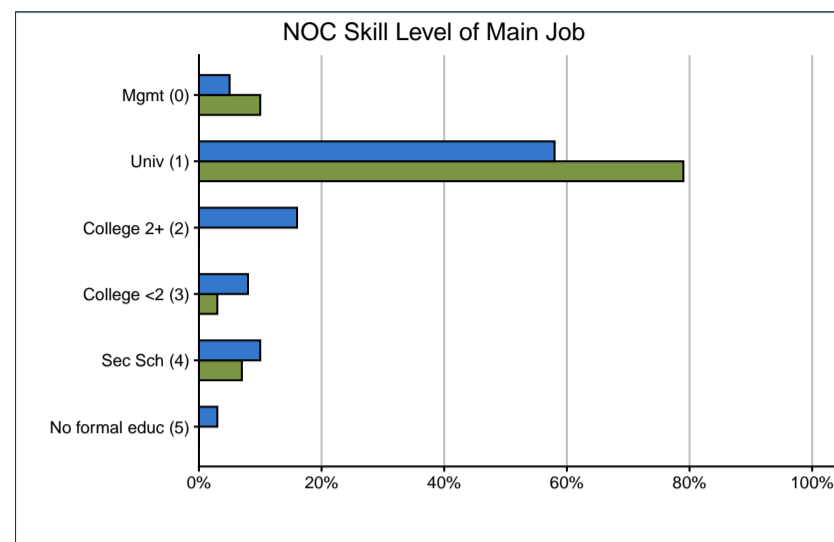
Gross Annual Income from Main Job:*	14.1901		UVIC	
Less than \$20,000	~	~	42	7%
\$20,000 to \$39,999	0	0%	70	11%
\$40,000 to \$59,999	~	~	133	22%
\$60,000 to \$79,999	9	30%	172	28%
\$80,000 to \$99,999	10	33%	124	20%
\$100,000 and Above	~	~	74	12%
Total	30	100%	615	100%
Median Annual Income (full-time) (\$)	84,000		70,008	
Average Annual Income (full-time) (\$)	86,350		73,569	

*Where data provided

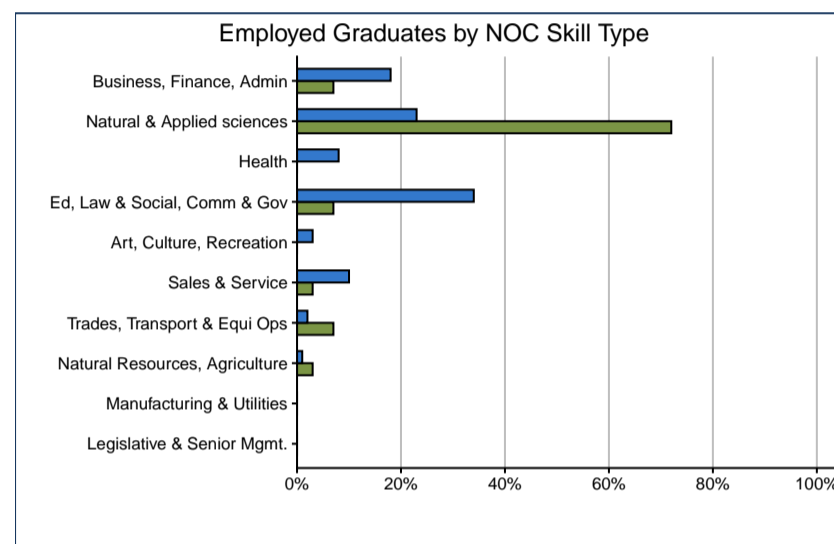


EMPLOYMENT, continued

NOC Skill Level of Main Job (NOC 2021 (TEER)):	14.1901		UVIC	
0. Management	3	10%	36	5%
1. University education	23	79%	407	58%
2. College education/trade apprenticeship (2+ years)	0	0%	112	16%
3. College education/trade apprenticeship (<2 years)	1	3%	56	8%
4. Secondary school + job-specific training	2	7%	73	10%
5. No formal education	0	0%	20	3%
Total	29	100%	704	100%



NOC Skill Type of Main Job (NOC 2021):	14.1901		UVIC	
Legislative and senior management	0	0%	1	0%
Business, finance & administration	2	7%	129	18%
Natural & applied sciences & related	21	72%	162	23%
Health	0	0%	56	8%
Education, law and social, community & government	2	7%	239	34%
Art, culture, recreation & sport	0	0%	24	3%
Sales & service	1	3%	71	10%
Trades, transport & equipment operators & related	2	7%	15	2%
Natural resources, agriculture & related production	1	3%	6	1%
Manufacturing & utilities	0	0%	1	0%
Total	29	100%	704	100%



Top 10 Full-Time Occupations of 14.1901 Graduates*:				14.1901
NOC_2021	NOC Skill Level	Description		% Employed FT in this Occ.**
21301	1	Mechanical engineers		63%
*				
*				
*				
*				
*				
*				
*				
*				
*				

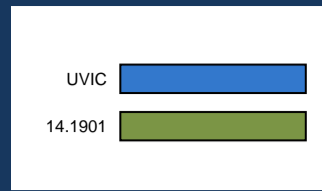
* Data not displayed where n < 5; NOC 2021

** Percentages cited are of those employed

Top 10 Full-Time Occupations of UVIC Graduates*:				UVIC
NOC_2021	NOC Skill Level	Description		% Employed FT in this Occ.**
31301	1	Registered nurses and registered psychiatric nurses		5%
41300	1	Social workers		3%
41101	1	Lawyers and Quebec notaries		3%
XXXXX	X	Unclassified occupations		3%
21301	1	Mechanical engineers		3%
42201	2	Social and community service workers		3%
21310	1	Electrical and electronics engineers		2%
13100	3	Administrative officers		2%
21231	1	Software engineers and designers		2%
21232	1	Software developers and programmers		2%

* Data not displayed where n < 5; NOC 2021

** Percentages cited are of those employed



EDUCATION FINANCING

Funding Sources:*	14.1901		UVIC	
Personal savings, investments	1	3%	93	11%
Employment while studying	4	13%	111	13%
Family/Friends	12	38%	304	35%
Personal bank loans	1	3%	18	2%
Government student loans	6	19%	215	24%
Scholarships/Bursaries/Grants	0	0%	80	9%
Other	8	25%	60	7%
Total	32		881	

* Percentage of respondents who identified this as their primary source

Financial Debt Incurred to Finance Bac. Ed.:*	14.1901		UVIC	
Incurred any form of financial debt	16	47%	395	45%
Incurred government-sponsored student loan debt	15	44%	350	40%

* Percentage of respondents who provided data

Financial Debt Amount:*	14.1901		UVIC	
< \$1,000	0	0%	0	0%
\$1,000 to \$4,999	0	0%	8	2%
\$5,000 to \$9,999	1	7%	32	10%
\$10,000 to \$14,999	1	7%	43	13%
\$15,000 to \$19,999	1	7%	25	7%
\$20,000 to \$29,999	0	0%	51	15%
\$30,000 to \$39,999	5	36%	56	17%
\$40,000 or More	6	43%	121	36%
Total	14	100%	336	100%
Median Financial Debt (\$)	35,000		30,000	

* Includes only cases where financial debt was incurred

