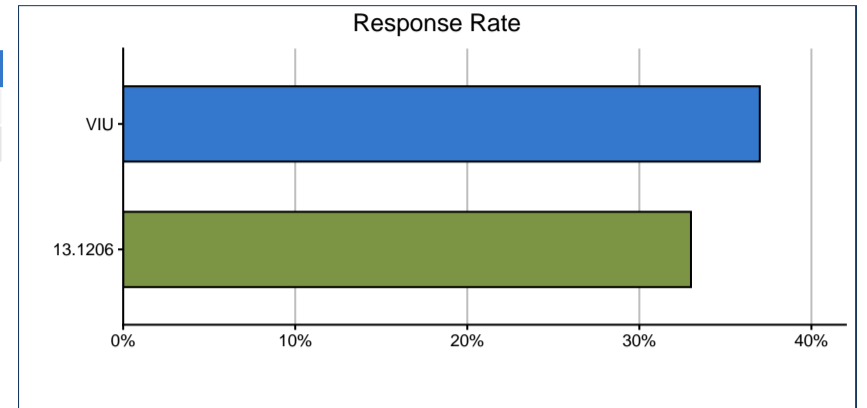


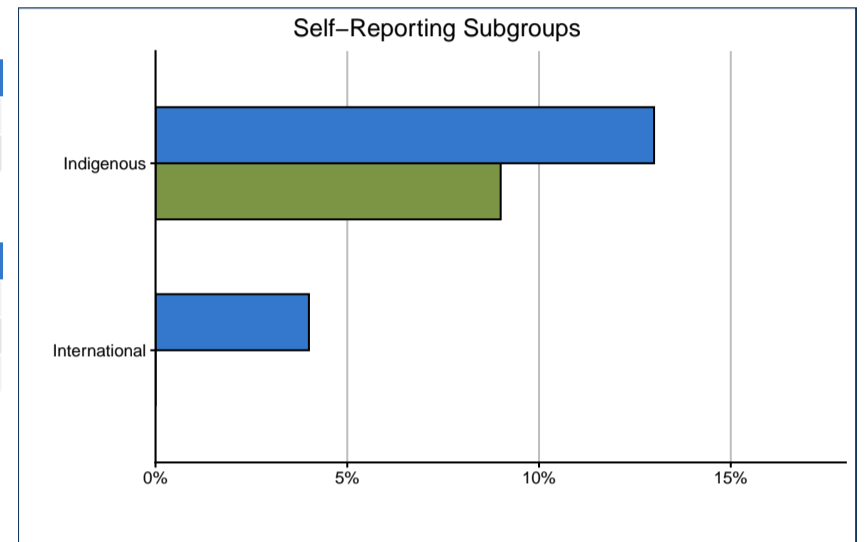
RESPONSE RATE

Survey Response Rate:	13.1206		VIU	
Baccalaureate Graduates Survey Cohort	174	100%	784	100%
Survey Respondents and Response Rate	58	33%	292	37%



DEMOGRAPHIC INFORMATION

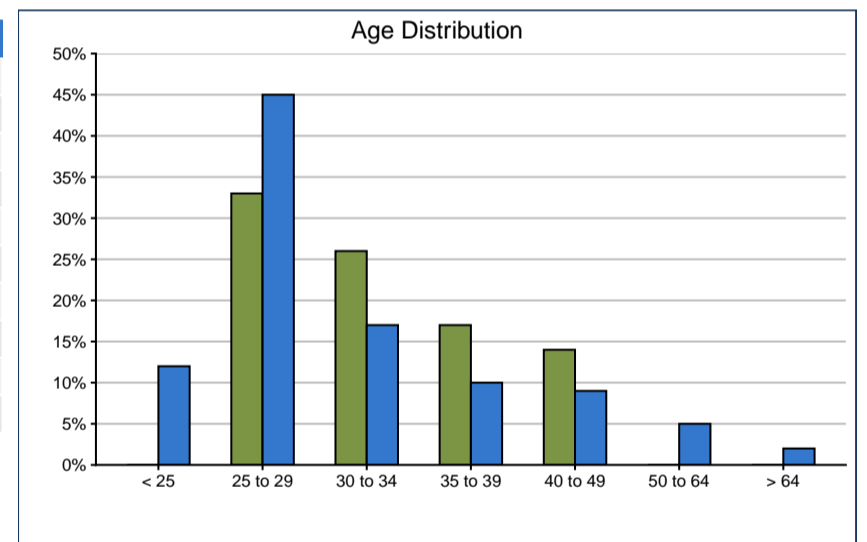
Self-Reporting Subgroups:	13.1206		VIU	
Indigenous	5	9%	31	13%
International	0	0%	13	4%



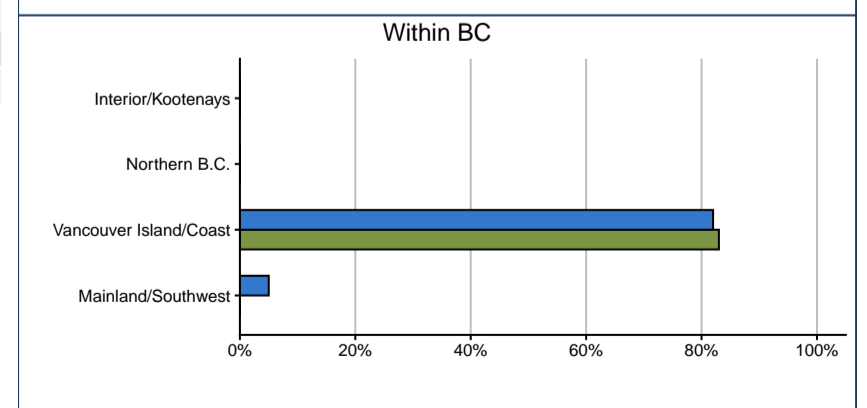
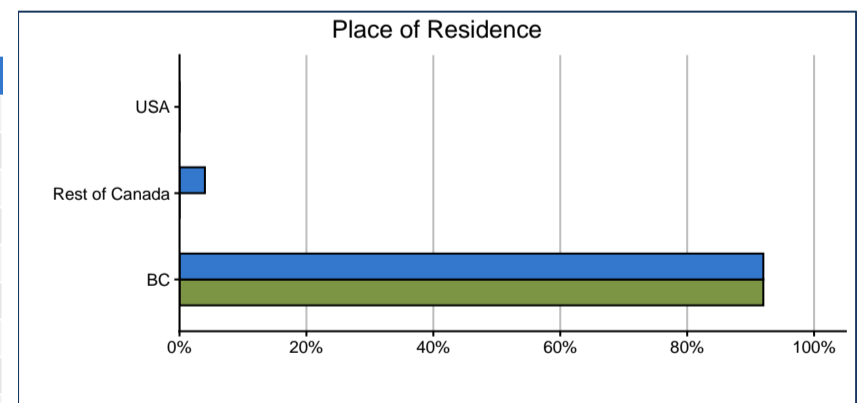
Gender:*	13.1206		VIU	
Man/Boy	13	24%	82	30%
Woman/Girl	41	76%	195	70%
Total	54	100%	277	100%

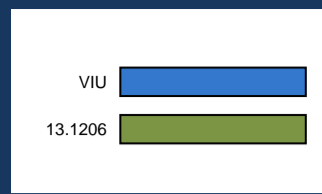
*Due to zero or low counts, institution-reported "Non-Binary" demographic data are not included

Age (at time of survey):	13.1206		VIU	
< 25	~	~	34	12%
25 to 29	19	33%	132	45%
30 to 34	15	26%	50	17%
35 to 39	10	17%	30	10%
40 to 49	8	14%	25	9%
50 to 64	~	~	14	5%
> 64	0	0%	7	2%
Total	58	100%	292	100%
Median Age	31		28	
Average (mean) Age	34		32	



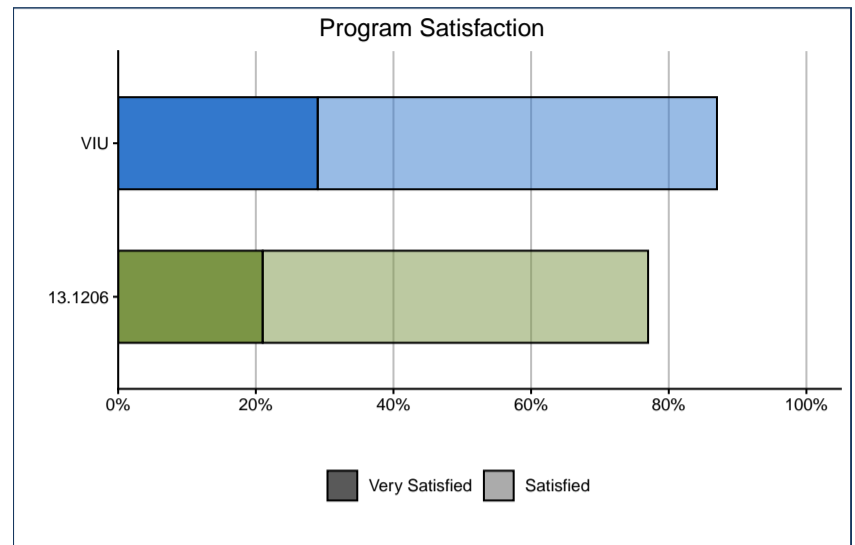
Place of Residence (at time of survey):	13.1206		VIU	
BC – Mainland/Southwest	~	~	12	5%
BC – Vancouver Island/Coast	43	83%	211	82%
BC – Northern B.C.	~	~	~	~
BC – Interior/Kootenays	~	~	~	~
BC Subtotal	48	92%	235	92%
Canada – Alberta	0	0%	10	4%
Canada – Ontario	~	~	~	~
Canada – Other	~	~	~	~
U.S.A.	0	0%	0	0%
Non-BC Subtotal	~	~	21	8%
Total	~	~	256	100%





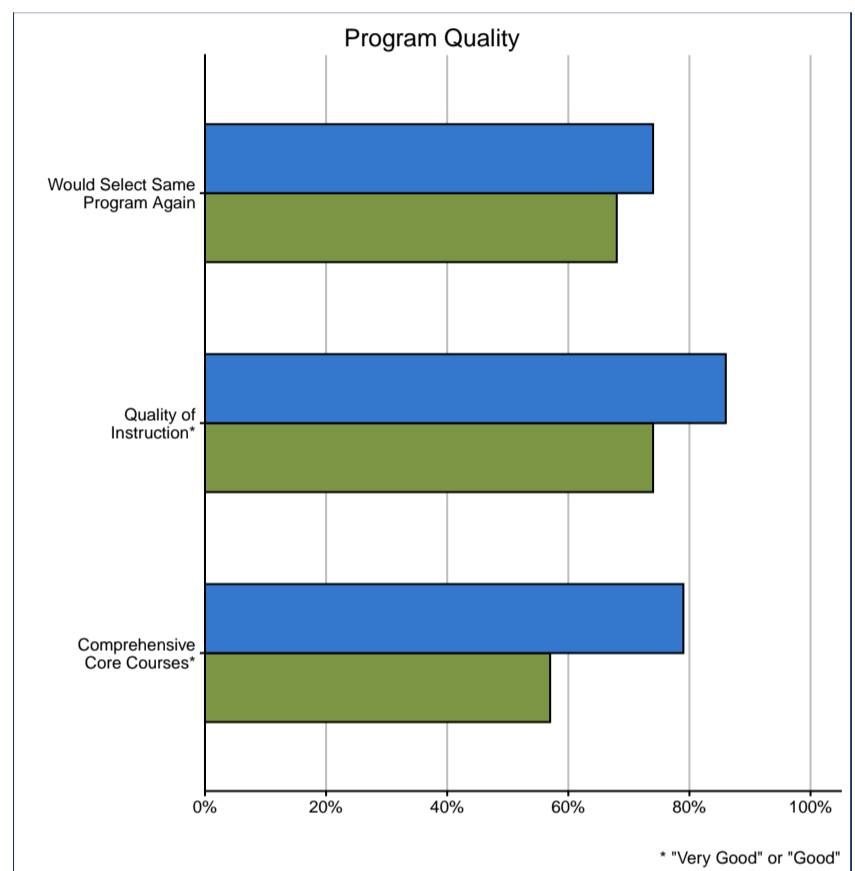
EDUCATION EVALUATION AND SKILL DEVELOPMENT

Program Satisfaction:	13.1206		VIU	
Very Satisfied	12	21%	84	29%
Satisfied	32	56%	166	58%
Dissatisfied	8	14%	29	10%
Very Dissatisfied	5	9%	7	2%
Total	57	100%	286	100%



Usefulness of Knowledge, Skills, and Abilities Acquired during Program in Work:	13.1206		VIU	
Very Useful	21	38%	105	42%
Somewhat Useful	27	49%	113	46%
Not Very Useful	3	5%	15	6%
Not at All Useful	4	7%	15	6%
Total	55	100%	248	100%

Would select the same program again:	13.1206		VIU	
Yes	34	68%	192	74%
No	16	32%	66	26%

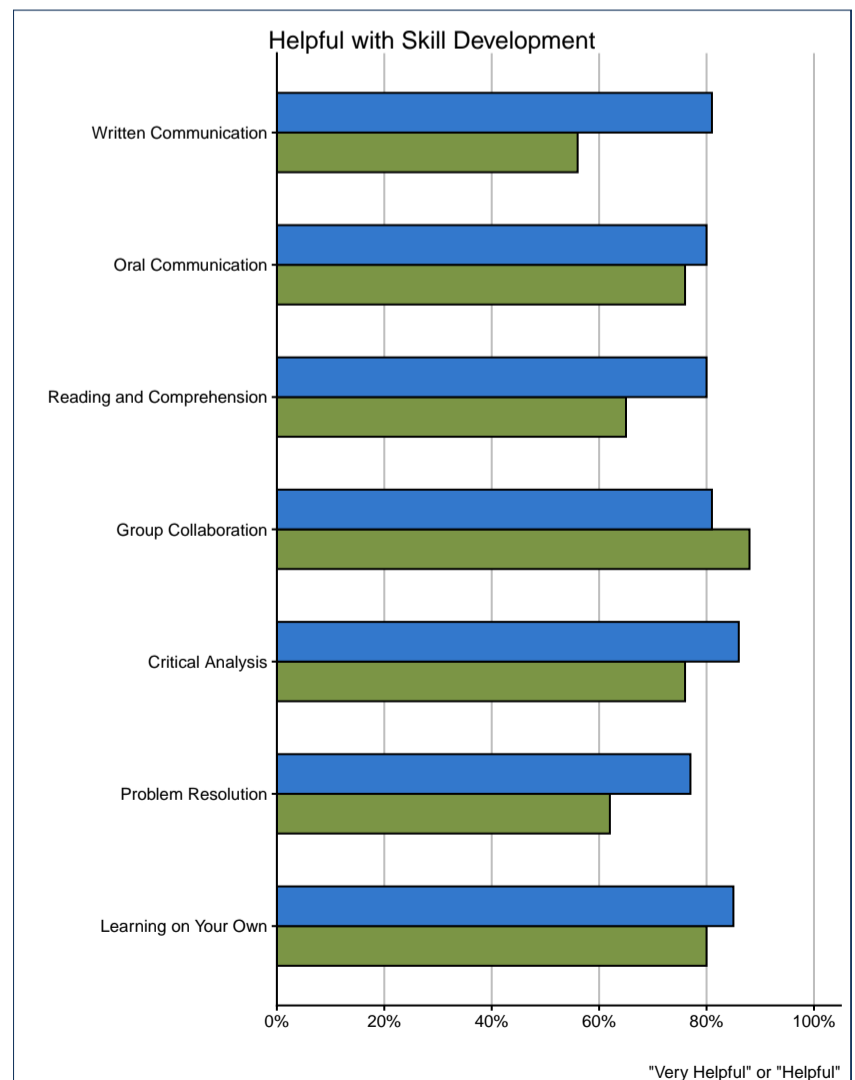


Quality of Instruction:	13.1206		VIU	
Very Good	10	18%	82	28%
Good	32	56%	169	58%
Poor	11	19%	32	11%
Very Poor	4	7%	8	3%
Total	57	100%	291	100%

Comprehensiveness of Core Courses:	13.1206		VIU	
Very Good	9	16%	66	23%
Good	24	41%	162	56%
Poor	20	34%	52	18%
Very Poor	5	9%	10	3%
Total	58	100%	290	100%

Financial Constraints:	13.1206		VIU	
Had to interrupt studies for financial reasons	2	3%	32	11%
Had to take program part-time for financial reasons	3	5%	55	19%

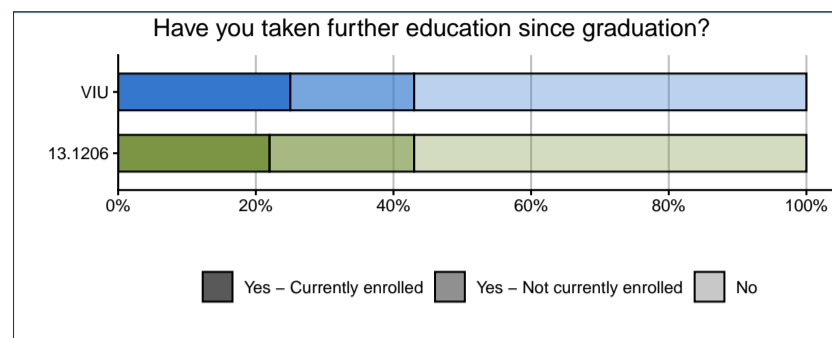
Skill Development: How helpful was institution?	13.1206				# Resp.
	Very Helpful	Helpful	Not Very Helpful	Not at All Helpful	
Written Communication	12%	44%	32%	12%	50
Oral Communication	20%	56%	17%	7%	54
Reading and Comprehension	10%	55%	25%	10%	51
Group Collaboration	35%	53%	7%	5%	57
Critical Analysis	23%	53%	14%	11%	57
Problem Resolution	15%	47%	33%	5%	55
Learning on Your Own	22%	58%	15%	5%	55



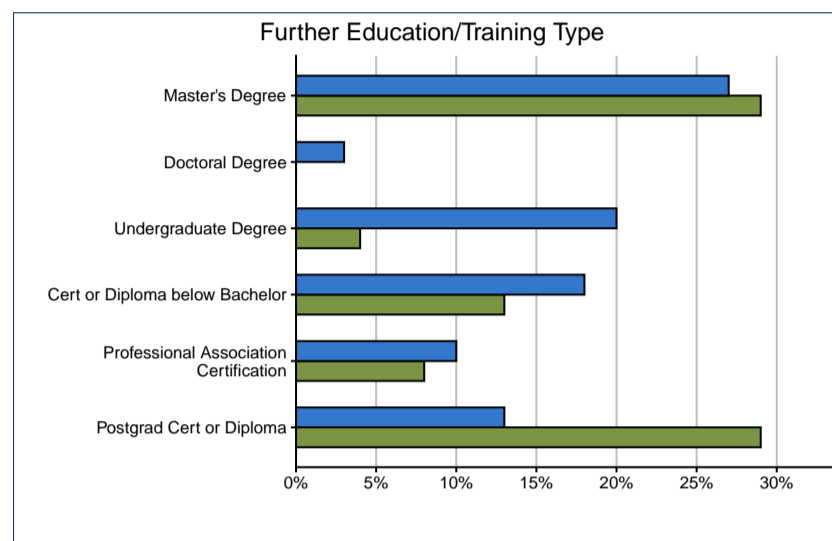
Skill Development: How helpful was institution?	VIU				# Resp.
	Very Helpful	Helpful	Not Very Helpful	Not at All Helpful	
Written Communication	30%	51%	17%	2%	277
Oral Communication	28%	52%	16%	4%	284
Reading and Comprehension	26%	54%	17%	3%	281
Group Collaboration	34%	47%	15%	3%	285
Critical Analysis	37%	49%	10%	3%	290
Problem Resolution	21%	56%	19%	4%	282
Learning on Your Own	34%	51%	12%	4%	282

FURTHER EDUCATION

Took further education since 2023 graduation:	13.1206		VIU	
Yes – Currently enrolled	13	22%	73	25%
Yes – Not currently enrolled	12	21%	51	18%
No	33	57%	166	57%
Total	58	100%	290	100%

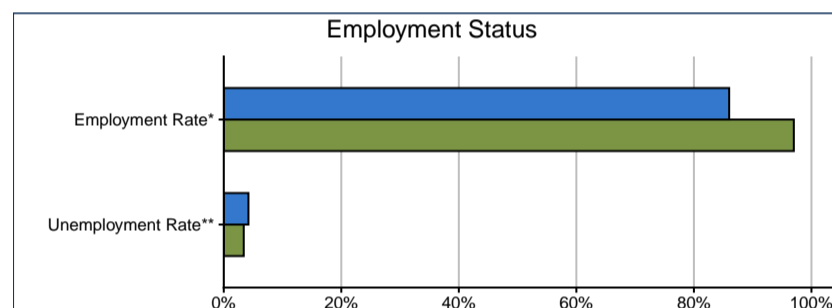


Type of Formal Post-Secondary Education:	13.1206		VIU	
Master's Degree	7	29%	32	27%
Doctoral Degree	0	0%	3	3%
Another Undergraduate Degree	1	4%	24	20%
Certificate or Diploma below Bachelor Level	3	13%	22	18%
Professional Association Certification	2	8%	12	10%
Postgraduate Certificate or Diploma	7	29%	16	13%
Other	4	17%	11	9%
Total	24	100%	120	100%



EMPLOYMENT

Labour Force Status:	13.1206		VIU	
In Labour Force (working or seeking work)	58	100%	261	90%
Not in Labour Force	0	0%	28	10%
Total	58	100%	289	100%

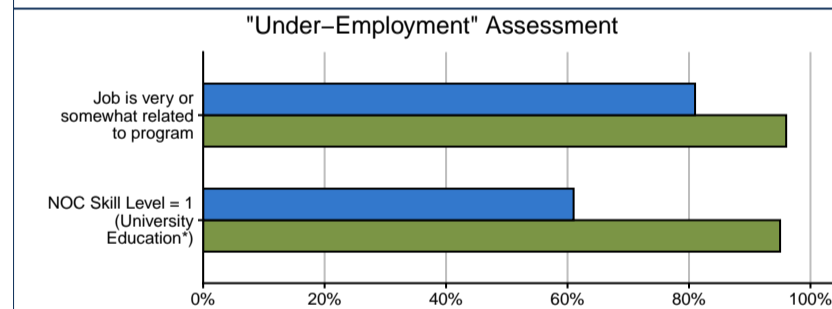


Employment:	13.1206		VIU	
Employment Rate*	56	97%	250	86%
Unemployment Rate**	2	3.4%	11	4.2%

*Percent = Total employed divided by total number of respondents
**Percent = Total unemployed divided by total number in labour force

"Under-Employment" Assessment:	13.1206		VIU	
Job is very or somewhat related to program	54	96%	203	81%
NOC Skill Level = 1 (University Education)*	52	95%	146	61%

*Of total valid responses; NOC 2021 (TEER)



How related is your main job to your program?	13.1206		VIU	
Very Related	51	91%	148	59%
Somewhat Related	3	5%	55	22%
Not Very Related	0	0%	19	8%
Not at All Related	2	4%	28	11%
Total	56	100%	250	100%

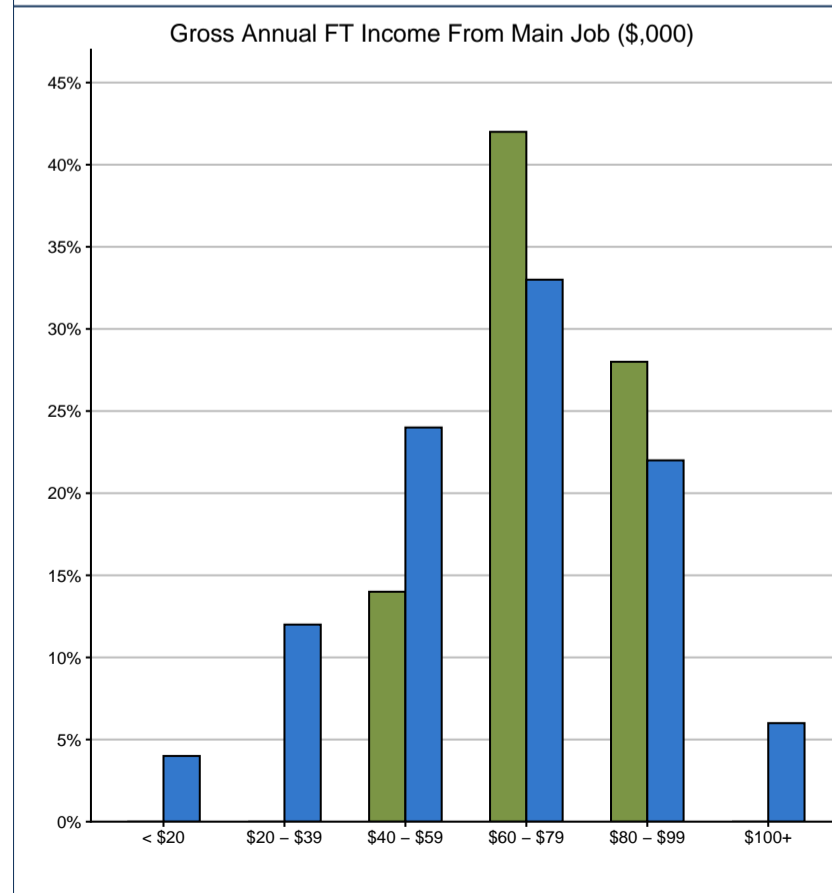
Primary Employment Type:	13.1206		VIU	
Paid Worker	55	98%	238	96%
Self-Employed	1	2%	11	4%
Total	56	100%	249	100%

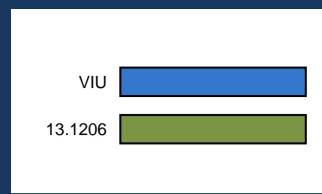
Job Characteristics:	13.1206		VIU	
I hold more than one job*	17	30%	53	21%
My main job is full-time (>= 30 hours per week)**	45	87%	202	86%

*Of total employed
**Of those who provided data on hours/week worked

Gross Annual Income from Main Job:*	13.1206		VIU	
Less than \$20,000	0	0%	7	4%
\$20,000 to \$39,999	~	~	23	12%
\$40,000 to \$59,999	6	14%	48	24%
\$60,000 to \$79,999	18	42%	64	33%
\$80,000 to \$99,999	12	28%	43	22%
\$100,000 and Above	~	~	11	6%
Total	43	100%	196	100%
Median Annual Income (full-time) (\$)	72,642		69,131	
Average Annual Income (full-time) (\$)	75,309		71,370	

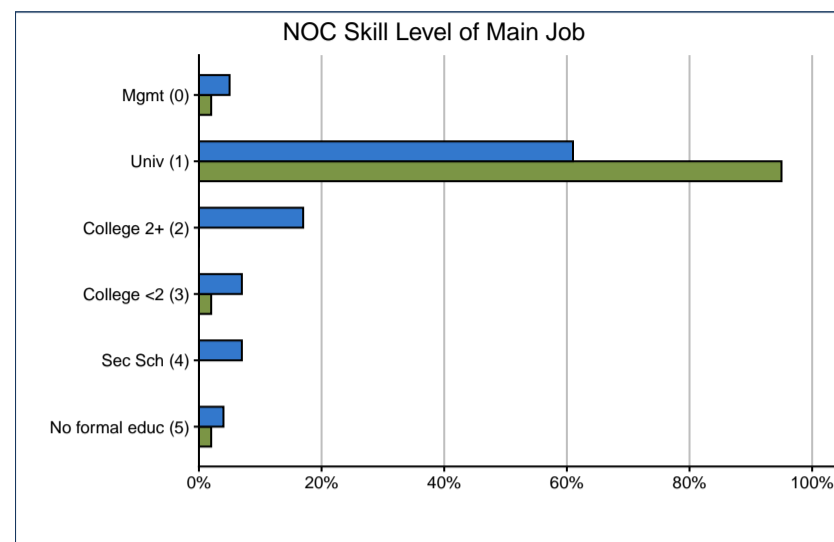
*Where data provided



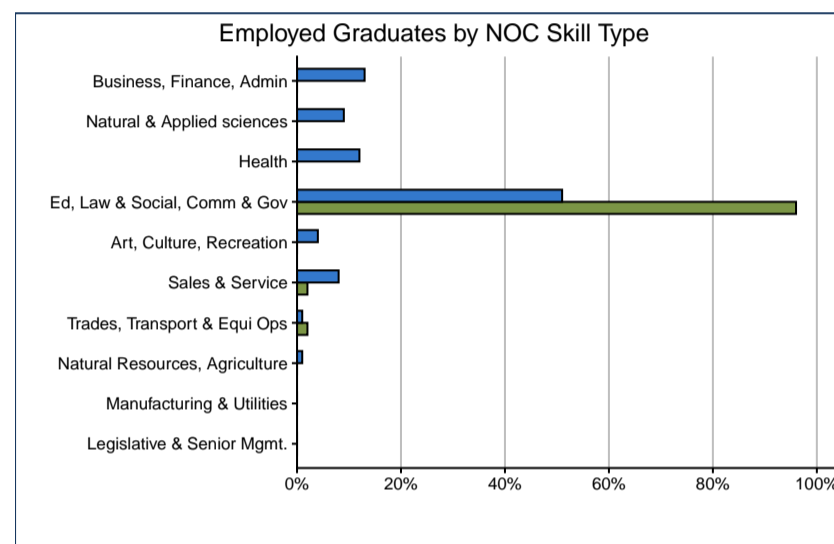


EMPLOYMENT, continued

NOC Skill Level of Main Job (NOC 2021 (TEER)):	13.1206		VIU	
0. Management	1	2%	11	5%
1. University education	52	95%	146	61%
2. College education/trade apprenticeship (2+ years)	0	0%	40	17%
3. College education/trade apprenticeship (<2 years)	1	2%	17	7%
4. Secondary school + job-specific training	0	0%	18	7%
5. No formal education	1	2%	9	4%
Total	55	100%	241	100%



NOC Skill Type of Main Job (NOC 2021):	13.1206		VIU	
Legislative and senior management	0	0%	0	0%
Business, finance & administration	0	0%	32	13%
Natural & applied sciences & related	0	0%	21	9%
Health	0	0%	29	12%
Education, law and social, community & government	53	96%	124	51%
Art, culture, recreation & sport	0	0%	10	4%
Sales & service	1	2%	19	8%
Trades, transport & equipment operators & related	1	2%	3	1%
Natural resources, agriculture & related production	0	0%	2	1%
Manufacturing & utilities	0	0%	1	0%
Total	55	100%	241	100%



Top 10 Full-Time Occupations of 13.1206 Graduates*:			13.1206
NOC_2021	NOC Skill Level	Description	% Employed FT in this Occ.**
41220	1	Secondary school teachers	30%
41221	1	Elementary school and kindergarten teachers	30%
4122X	1	Secondary, elementary and kindergarten school teachers	14%
*			
*			
*			
*			
*			
*			
*			

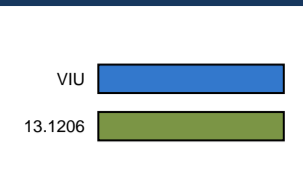
* Data not displayed where n < 5; NOC 2021

** Percentages cited are of those employed

Top 10 Full-Time Occupations of VIU Graduates*:			VIU
NOC_2021	NOC Skill Level	Description	% Employed FT in this Occ.**
41220	1	Secondary school teachers	9%
41221	1	Elementary school and kindergarten teachers	8%
31301	1	Registered nurses and registered psychiatric nurses	7%
41300	1	Social workers	6%
42201	2	Social and community service workers	4%
4122X	1	Secondary, elementary and kindergarten school teachers	4%
XXXXX	X	Unclassified occupations	3%
*			
*			
*			

* Data not displayed where n < 5; NOC 2021

** Percentages cited are of those employed



EDUCATION FINANCING

Funding Sources:*	13.1206		VIU	
Personal savings, investments	14	24%	39	14%
Employment while studying	3	5%	37	13%
Family/Friends	9	16%	53	19%
Personal bank loans	3	5%	9	3%
Government student loans	23	40%	95	33%
Scholarships/Bursaries/Grants	4	7%	31	11%
Other	2	3%	22	8%
Total	58		286	

* Percentage of respondents who identified this as their primary source

Financial Debt Incurred to Finance Bac. Ed.:*	13.1206		VIU	
Incurred any form of financial debt	42	72%	156	55%
Incurred government-sponsored student loan debt	39	67%	147	51%

* Percentage of respondents who provided data

Financial Debt Amount:*	13.1206		VIU	
< \$1,000	0	0%	0	0%
\$1,000 to \$4,999	0	0%	4	3%
\$5,000 to \$9,999	2	6%	7	5%
\$10,000 to \$14,999	6	18%	15	11%
\$15,000 to \$19,999	5	15%	15	11%
\$20,000 to \$29,999	8	24%	23	17%
\$30,000 to \$39,999	6	18%	26	19%
\$40,000 or More	7	21%	47	34%
Total	34	100%	137	100%
Median Financial Debt (\$)	21,500		30,000	

* Includes only cases where financial debt was incurred

