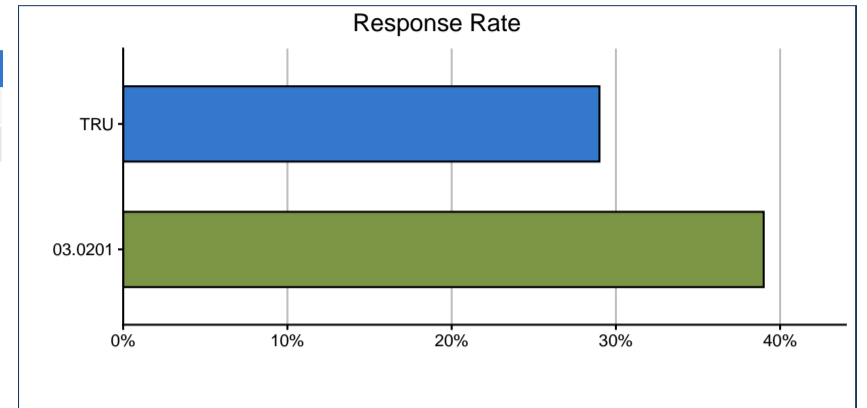


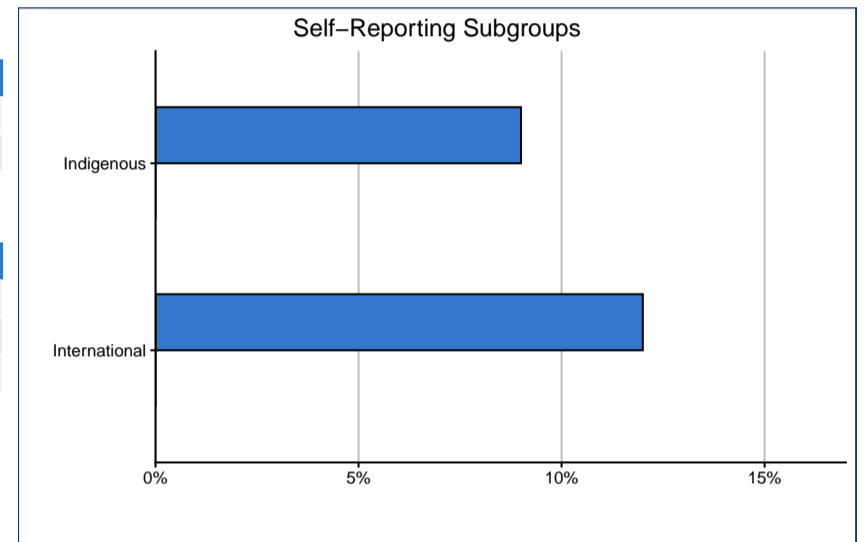
RESPONSE RATE

Survey Response Rate:	03.0201		TRU	
Baccalaureate Graduates Survey Cohort	51	100%	1,225	100%
Survey Respondents and Response Rate	20	39%	357	29%



DEMOGRAPHIC INFORMATION

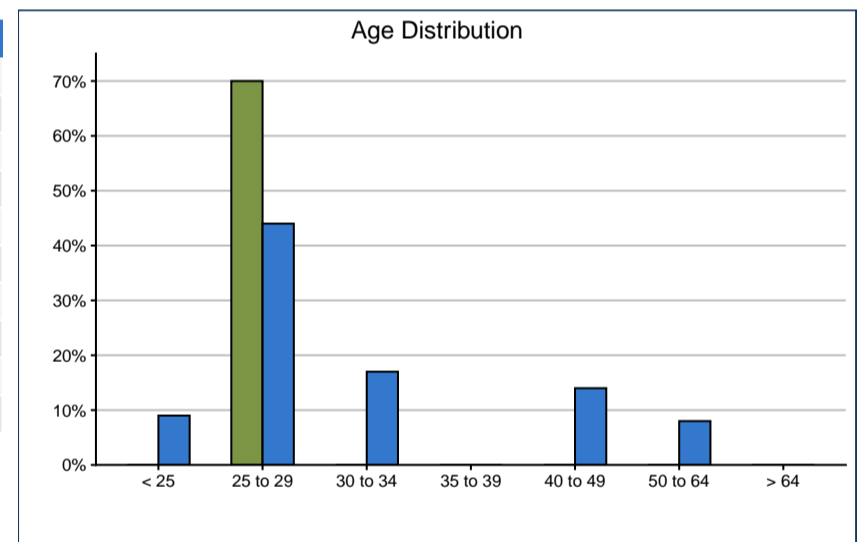
Self-Reporting Subgroups:	03.0201		TRU	
Indigenous	0	0%	24	9%
International	0	0%	44	12%



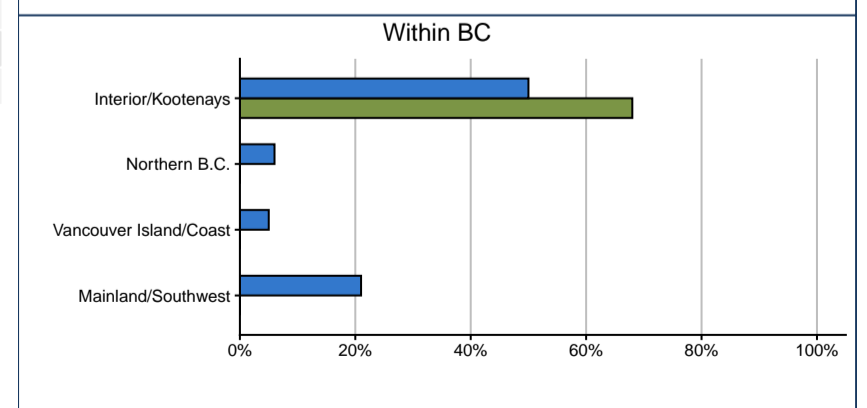
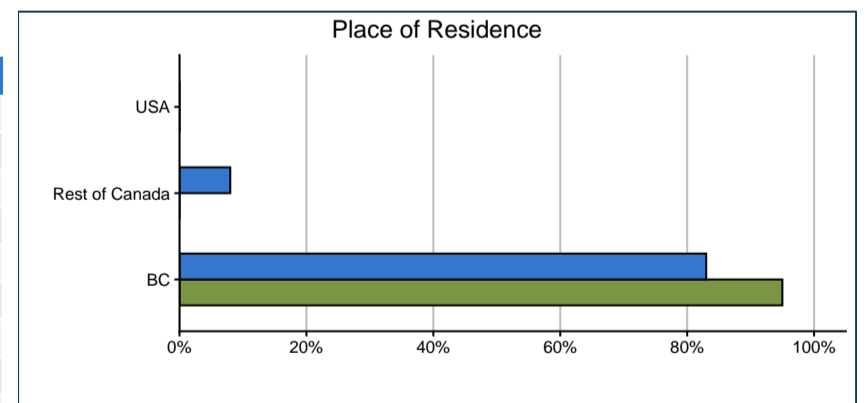
Gender:*	03.0201		TRU	
Man/Boy	6	30%	110	32%
Woman/Girl	14	70%	238	68%
Total	20	100%	348	100%

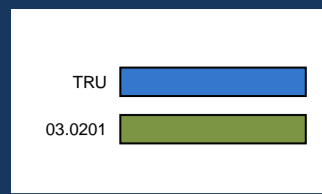
*Due to zero or low counts, institution-reported "Non-Binary" demographic data are not included

Age (at time of survey):	03.0201		TRU	
< 25	~	~	31	9%
25 to 29	14	70%	158	44%
30 to 34	~	~	62	17%
35 to 39	0	0%	~	~
40 to 49	~	~	49	14%
50 to 64	0	0%	30	8%
> 64	0	0%	~	~
Total	20	100%	357	100%
Median Age	26		29	
Average (mean) Age	28		33	



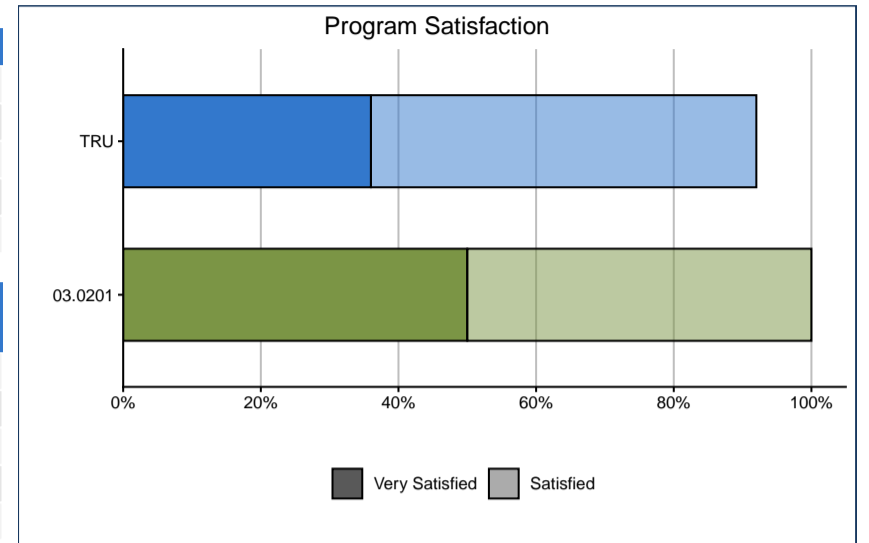
Place of Residence (at time of survey):	03.0201		TRU	
BC – Mainland/Southwest	~	~	67	21%
BC – Vancouver Island/Coast	~	~	16	5%
BC – Northern B.C.	~	~	20	6%
BC – Interior/Kootenays	13	68%	161	50%
BC Subtotal	18	95%	264	83%
Canada – Alberta	~	~	24	8%
Canada – Ontario	~	~	~	~
Canada – Other	~	~	~	~
U.S.A.	~	~	~	~
Non-BC Subtotal	~	~	56	18%
Total	~	~	320	100%





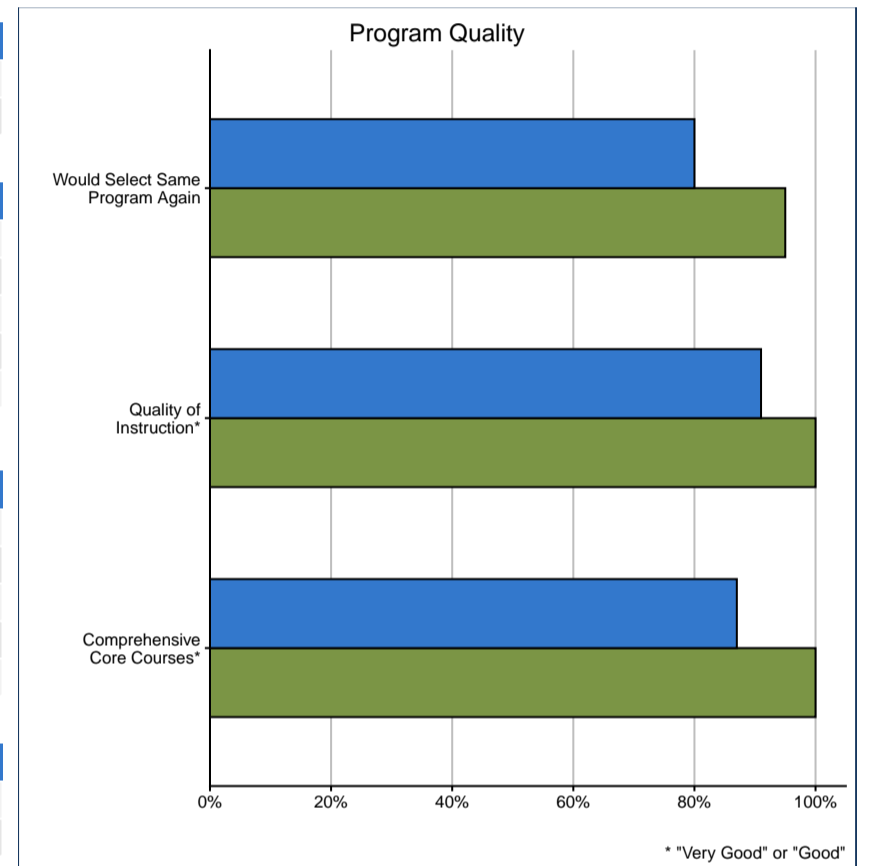
EDUCATION EVALUATION AND SKILL DEVELOPMENT

Program Satisfaction:	03.0201		TRU	
Very Satisfied	10	50%	125	36%
Satisfied	10	50%	198	56%
Dissatisfied	0	0%	22	6%
Very Dissatisfied	0	0%	7	2%
Total	20	100%	352	100%



Usefulness of Knowledge, Skills, and Abilities Acquired during Program in Work:	03.0201		TRU	
Very Useful	11	65%	126	42%
Somewhat Useful	6	35%	140	47%
Not Very Useful	0	0%	24	8%
Not at All Useful	0	0%	11	4%
Total	17	100%	301	100%

Would select the same program again:	03.0201		TRU	
Yes	18	95%	252	80%
No	1	5%	63	20%

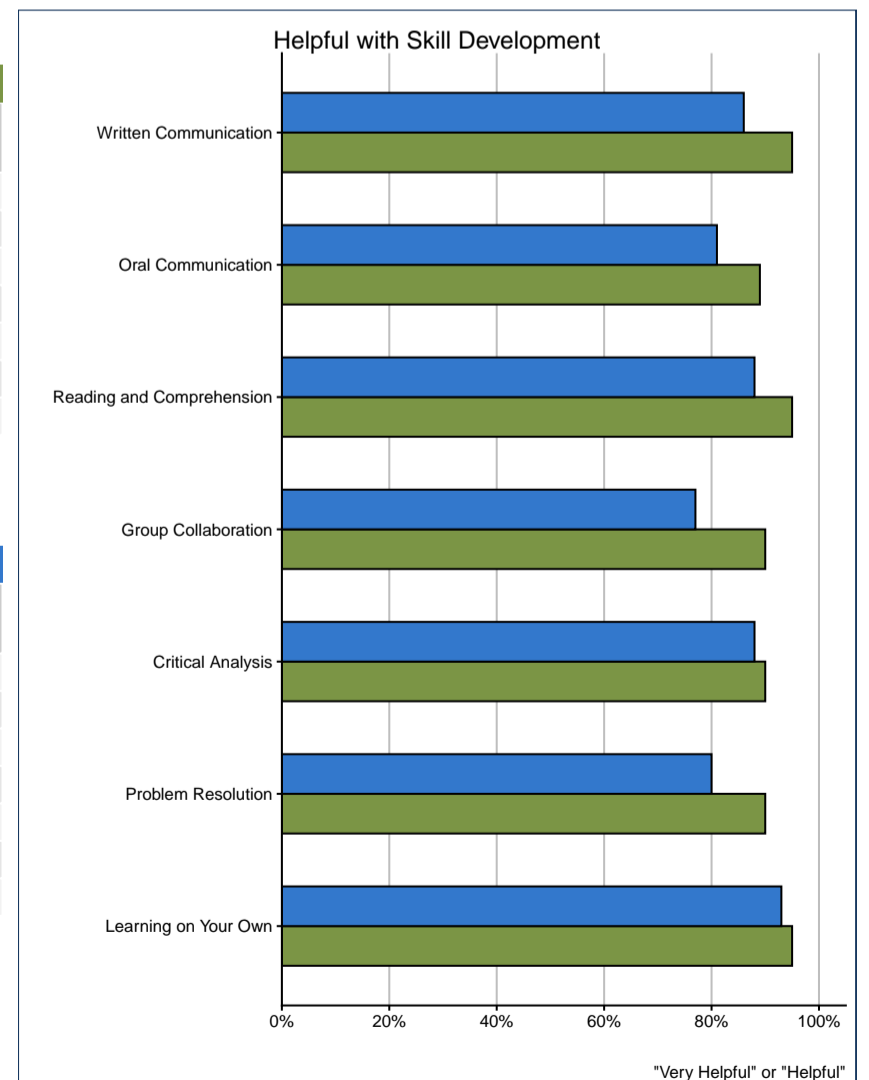


Quality of Instruction:	03.0201		TRU	
Very Good	10	50%	115	33%
Good	10	50%	206	58%
Poor	0	0%	28	8%
Very Poor	0	0%	4	1%
Total	20	100%	353	100%

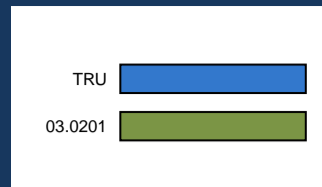
Comprehensiveness of Core Courses:	03.0201		TRU	
Very Good	9	45%	98	28%
Good	11	55%	205	59%
Poor	0	0%	38	11%
Very Poor	0	0%	6	2%
Total	20	100%	347	100%

Financial Constraints:	03.0201		TRU	
Had to interrupt studies for financial reasons	1	5%	50	14%
Had to take program part-time for financial reasons	3	15%	87	25%

Skill Development: How helpful was institution?	03.0201				# Resp.
	Very Helpful	Helpful	Not Very Helpful	Not at All Helpful	
Written Communication	30%	65%	5%	0%	20
Oral Communication	21%	68%	11%	0%	19
Reading and Comprehension	40%	55%	5%	0%	20
Group Collaboration	50%	40%	10%	0%	20
Critical Analysis	50%	40%	10%	0%	20
Problem Resolution	30%	60%	10%	0%	20
Learning on Your Own	45%	50%	5%	0%	20

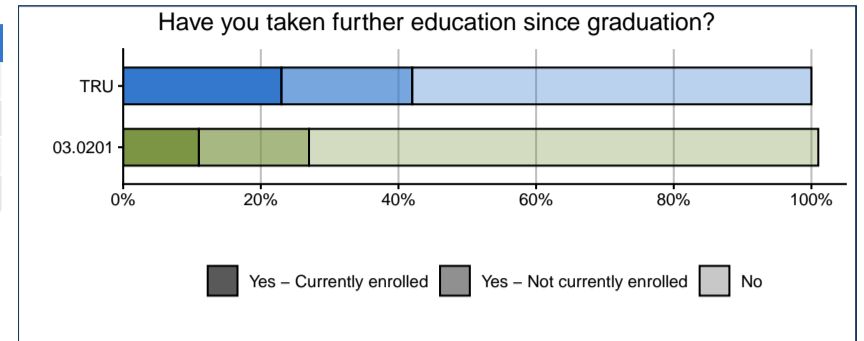


Skill Development: How helpful was institution?	TRU				# Resp.
	Very Helpful	Helpful	Not Very Helpful	Not at All Helpful	
Written Communication	33%	53%	10%	3%	343
Oral Communication	24%	57%	17%	3%	343
Reading and Comprehension	36%	52%	11%	1%	347
Group Collaboration	27%	50%	18%	5%	333
Critical Analysis	43%	45%	9%	2%	355
Problem Resolution	26%	54%	18%	2%	337
Learning on Your Own	48%	45%	6%	2%	350

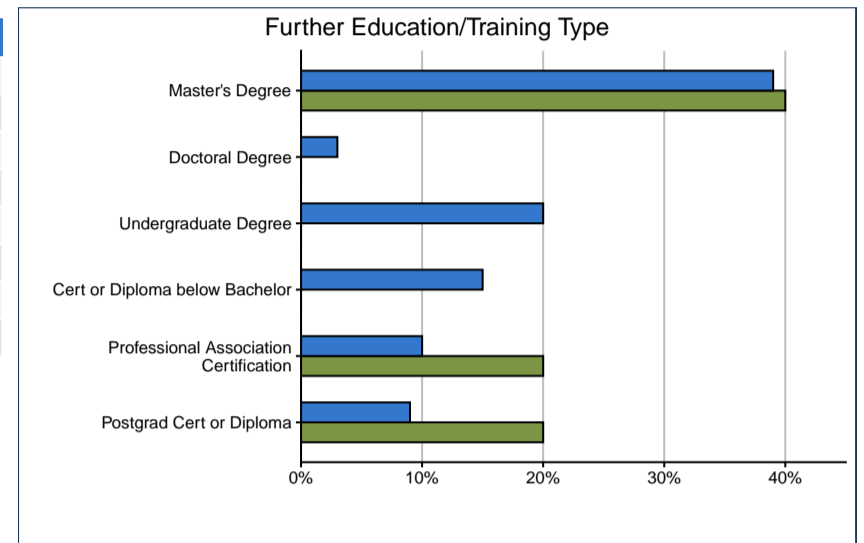


FURTHER EDUCATION

Took further education since 2023 graduation:	03.0201		TRU	
Yes – Currently enrolled	2	11%	82	23%
Yes – Not currently enrolled	3	16%	66	19%
No	14	74%	205	58%
Total	19	100%	353	100%

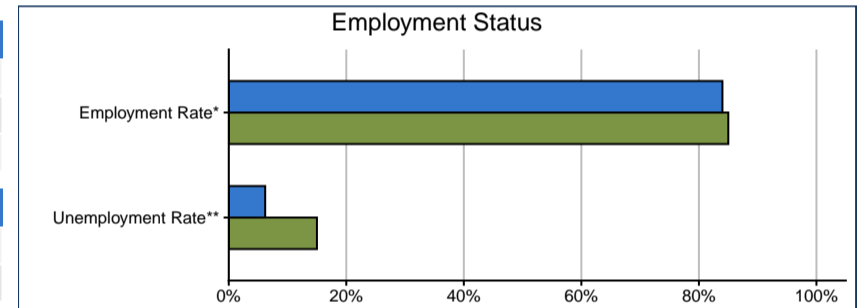


Type of Formal Post-Secondary Education:	03.0201		TRU	
Master's Degree	2	40%	58	39%
Doctoral Degree	0	0%	4	3%
Another Undergraduate Degree	0	0%	30	20%
Certificate or Diploma below Bachelor Level	0	0%	22	15%
Professional Association Certification	1	20%	14	10%
Postgraduate Certificate or Diploma	1	20%	13	9%
Other	1	20%	6	4%
Total	5	100%	147	100%



EMPLOYMENT

Labour Force Status:	03.0201		TRU	
In Labour Force (working or seeking work)	20	100%	321	93%
Not in Labour Force	0	0%	25	7%
Total	20	100%	346	100%

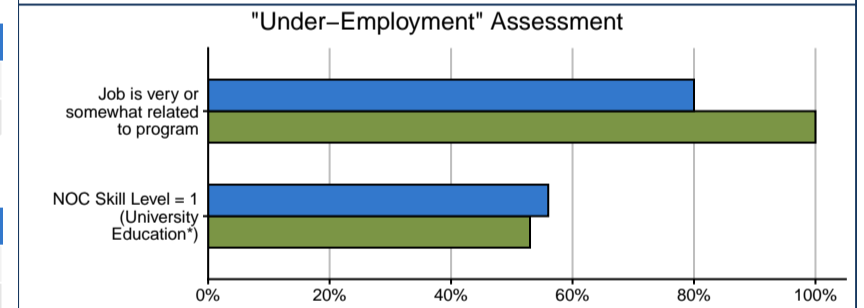


Employment:	03.0201		TRU	
Employment Rate*	17	85%	301	84%
Unemployment Rate**	3	15.0%	20	6.2%

*Percent = Total employed divided by total number of respondents
**Percent = Total unemployed divided by total number in labour force

"Under-Employment" Assessment:	03.0201		TRU	
Job is very or somewhat related to program	17	100%	242	80%
NOC Skill Level = 1 (University Education)*	9	53%	160	56%

*Of total valid responses; NOC 2021 (TEER)



How related is your main job to your program?	03.0201		TRU	
Very Related	11	65%	154	51%
Somewhat Related	6	35%	88	29%
Not Very Related	0	0%	24	8%
Not at All Related	0	0%	35	12%
Total	17	100%	301	100%

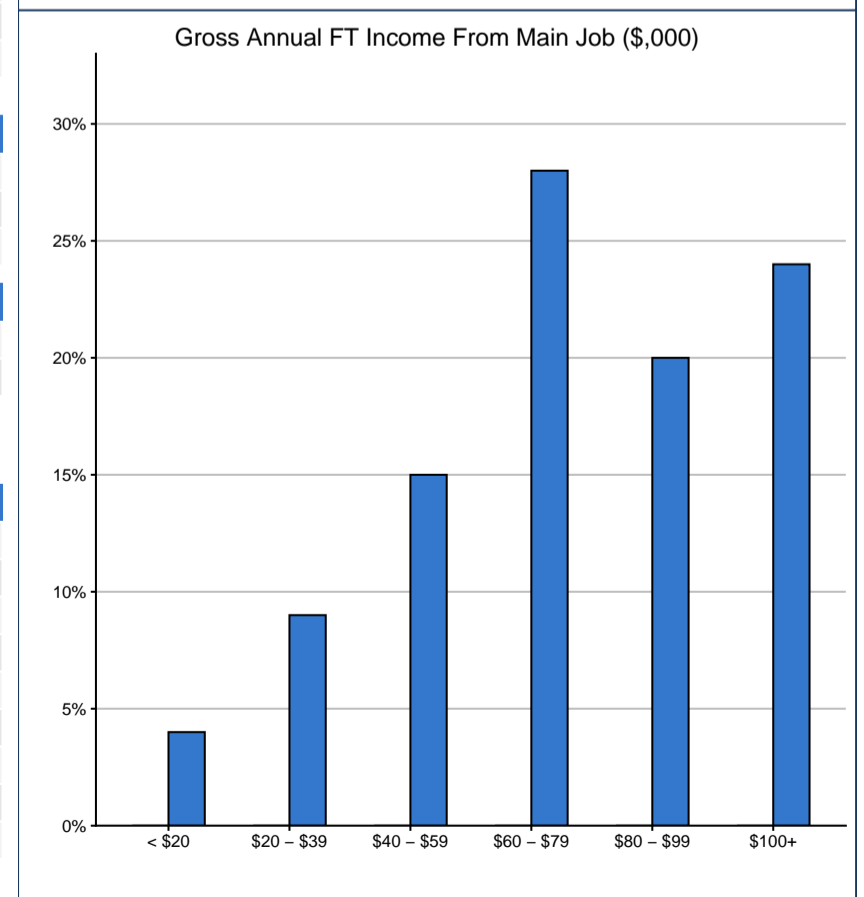
Primary Employment Type:	03.0201		TRU	
Paid Worker	17	100%	285	95%
Self-Employed	0	0%	16	5%
Total	17	100%	301	100%

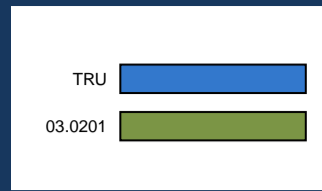
Job Characteristics:	03.0201		TRU	
I hold more than one job*	2	12%	50	17%
My main job is full-time (>= 30 hours per week)**	14	88%	248	89%

*Of total employed
**Of those who provided data on hours/week worked

Gross Annual Income from Main Job:*	03.0201		TRU	
Less than \$20,000	0	0%	9	4%
\$20,000 to \$39,999	0	0%	21	9%
\$40,000 to \$59,999	~	~	36	15%
\$60,000 to \$79,999	~	~	67	28%
\$80,000 to \$99,999	~	~	47	20%
\$100,000 and Above	~	~	58	24%
Total	11	100%	238	100%
Median Annual Income (full-time) (\$)	70,000		78,908	
Average Annual Income (full-time) (\$)	75,297		88,239	

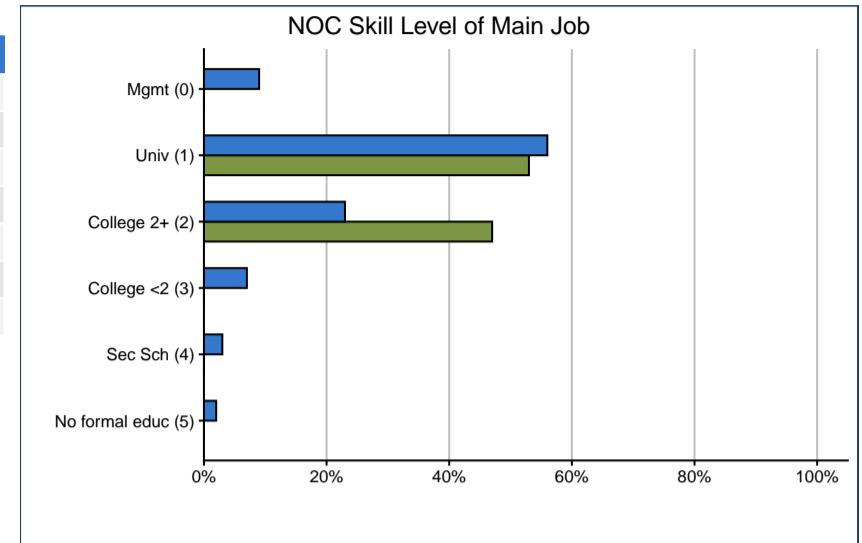
*Where data provided



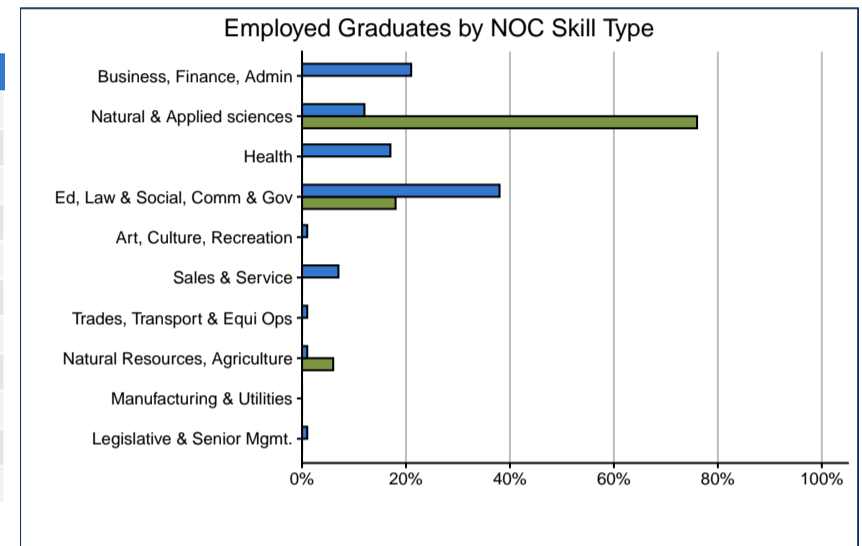


EMPLOYMENT, continued

NOC Skill Level of Main Job (NOC 2021 (TEER)):	03.0201		TRU	
0. Management	0	0%	25	9%
1. University education	9	53%	160	56%
2. College education/trade apprenticeship (2+ years)	8	47%	66	23%
3. College education/trade apprenticeship (<2 years)	0	0%	21	7%
4. Secondary school + job-specific training	0	0%	9	3%
5. No formal education	0	0%	7	2%
Total	17	100%	288	100%



NOC Skill Type of Main Job (NOC 2021):	03.0201		TRU	
Legislative and senior management	0	0%	3	1%
Business, finance & administration	0	0%	60	21%
Natural & applied sciences & related	13	76%	35	12%
Health	0	0%	49	17%
Education, law and social, community & government	3	18%	110	38%
Art, culture, recreation & sport	0	0%	4	1%
Sales & service	0	0%	21	7%
Trades, transport & equipment operators & related	0	0%	2	1%
Natural resources, agriculture & related production	1	6%	3	1%
Manufacturing & utilities	0	0%	1	0%
Total	17	100%	288	100%

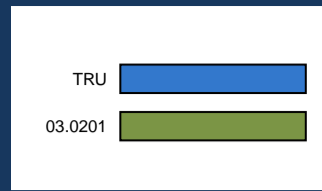


Top 10 Full-Time Occupations of 03.0201 Graduates*:			03.0201
NOC_2021	NOC Skill Level	Description	% Employed FT in this Occ.**
*			
*			
*			
*			
*			
*			
*			
*			
*			
*			

* Data not displayed where n < 5; NOC 2021
** Percentages cited are of those employed

Top 10 Full-Time Occupations of TRU Graduates*:			TRU
NOC_2021	NOC Skill Level	Description	% Employed FT in this Occ.**
31301	1	Registered nurses and registered psychiatric nurses	6%
41101	1	Lawyers and Quebec notaries	6%
11100	1	Financial auditors and accountants	4%
41300	1	Social workers	3%
41221	1	Elementary school and kindergarten teachers	3%
XXXXX	X	Unclassified occupations	3%
32103	2	Respiratory therapists, clinical perfusionists and cardiopulmonary technologists	3%
13100	3	Administrative officers	2%
41220	1	Secondary school teachers	2%
11202	1	Professional occupations in advertising, marketing and public relations	2%

* Data not displayed where n < 5; NOC 2021
** Percentages cited are of those employed



EDUCATION FINANCING

Funding Sources:*	03.0201		TRU	
Personal savings, investments	1	5%	45	13%
Employment while studying	5	26%	79	23%
Family/Friends	3	16%	75	21%
Personal bank loans	0	0%	21	6%
Government student loans	7	37%	76	22%
Scholarships/Bursaries/Grants	2	11%	22	6%
Other	1	5%	31	9%
Total	19		349	

* Percentage of respondents who identified this as their primary source

Financial Debt Incurred to Finance Bac. Ed.:*	03.0201		TRU	
Incurred any form of financial debt	9	45%	166	48%
Incurred government-sponsored student loan debt	9	45%	135	38%

* Percentage of respondents who provided data

Financial Debt Amount:*	03.0201		TRU	
< \$1,000	0	0%	0	0%
\$1,000 to \$4,999	1	13%	5	4%
\$5,000 to \$9,999	0	0%	16	12%
\$10,000 to \$14,999	0	0%	19	14%
\$15,000 to \$19,999	0	0%	9	7%
\$20,000 to \$29,999	1	13%	21	15%
\$30,000 to \$39,999	1	13%	12	9%
\$40,000 or More	5	63%	54	40%
Total	8	100%	136	100%
Median Financial Debt (\$)	40,000		25,000	

* Includes only cases where financial debt was incurred

