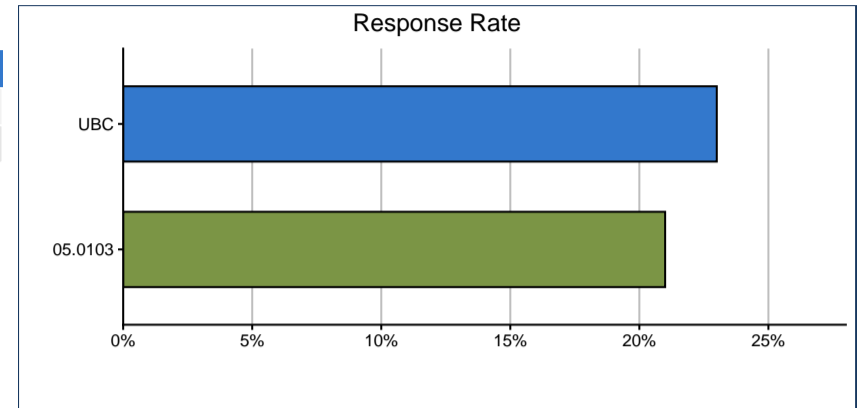


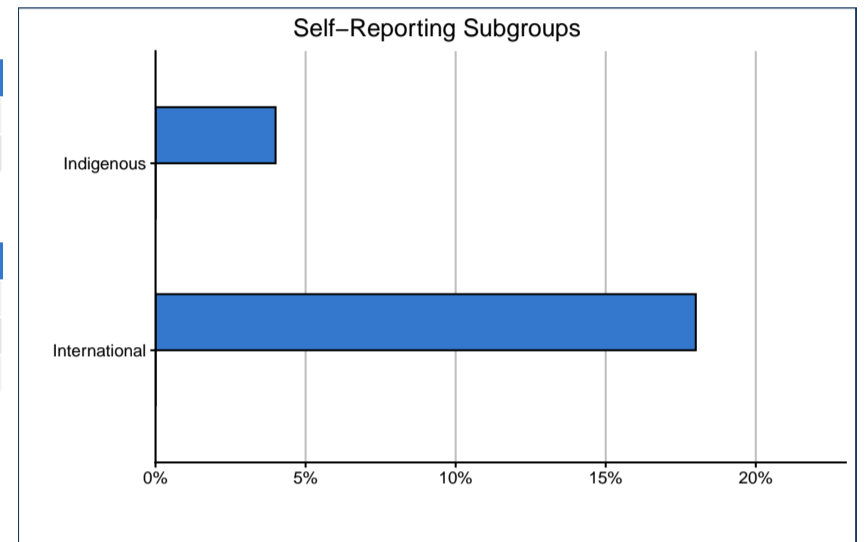
RESPONSE RATE

Survey Response Rate:	05.0103		UBC	
Baccalaureate Graduates Survey Cohort	58	100%	6,352	100%
Survey Respondents and Response Rate	12	21%	1,464	23%



DEMOGRAPHIC INFORMATION

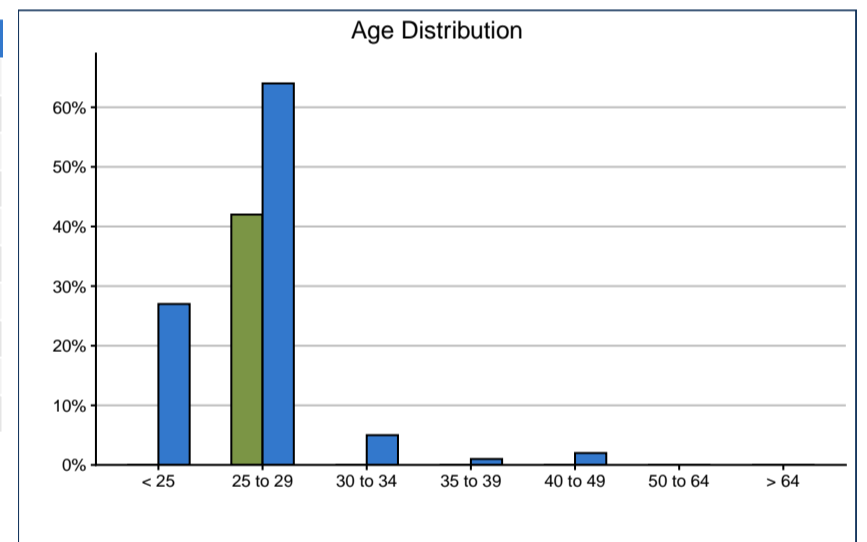
Self-Reporting Subgroups:	05.0103		UBC	
Indigenous	0	0%	30	4%
International	~	~	261	18%



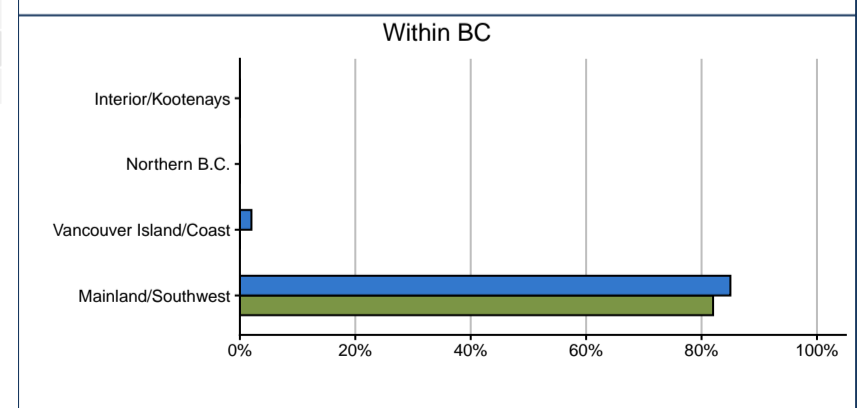
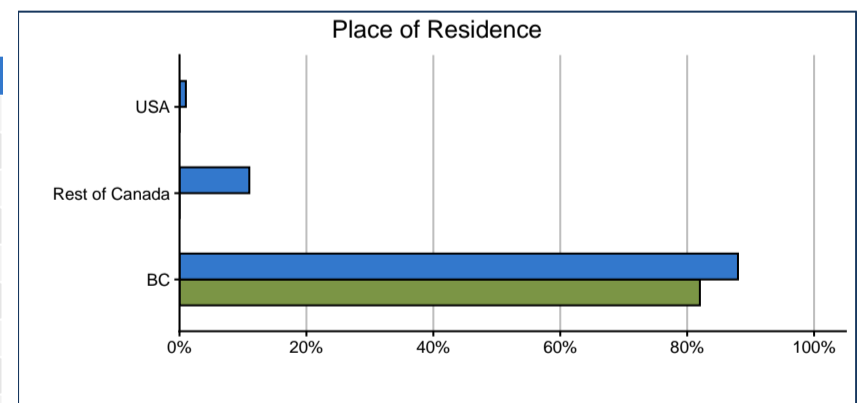
Gender:*	05.0103		UBC	
Man/Boy	6	50%	641	44%
Woman/Girl	6	50%	823	56%
Total	12	100%	1,464	100%

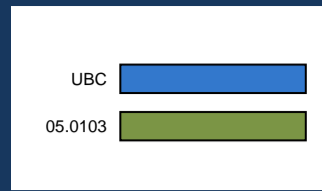
\*Due to zero or low counts, institution-reported "Non-Binary" demographic data are not included

Age (at time of survey):	05.0103		UBC	
< 25	~	~	395	27%
25 to 29	5	42%	928	64%
30 to 34	~	~	80	5%
35 to 39	~	~	19	1%
40 to 49	0	0%	23	2%
50 to 64	0	0%	7	0%
> 64	0	0%	5	0%
Total	12	100%	1,457	100%
Median Age	27		25	
Average (mean) Age	28		26	



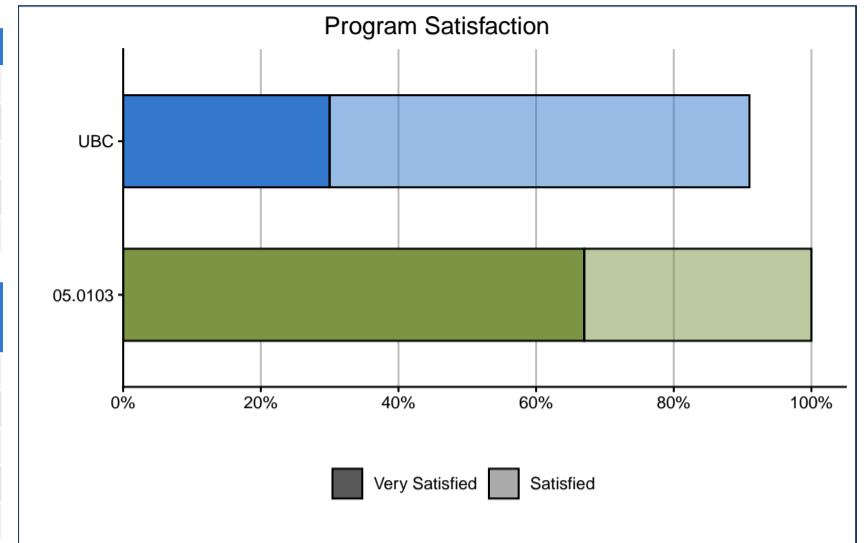
Place of Residence (at time of survey):	05.0103		UBC	
BC – Mainland/Southwest	9	82%	1,111	85%
BC – Vancouver Island/Coast	0	0%	26	2%
BC – Northern B.C.	0	0%	~	~
BC – Interior/Kootenays	0	0%	~	~
BC Subtotal	9	82%	1,159	88%
Canada – Alberta	~	~	46	4%
Canada – Ontario	~	~	81	6%
Canada – Other	~	~	18	1%
U.S.A.	~	~	10	1%
Non-BC Subtotal	~	~	155	12%
Total	~	~	1,314	100%





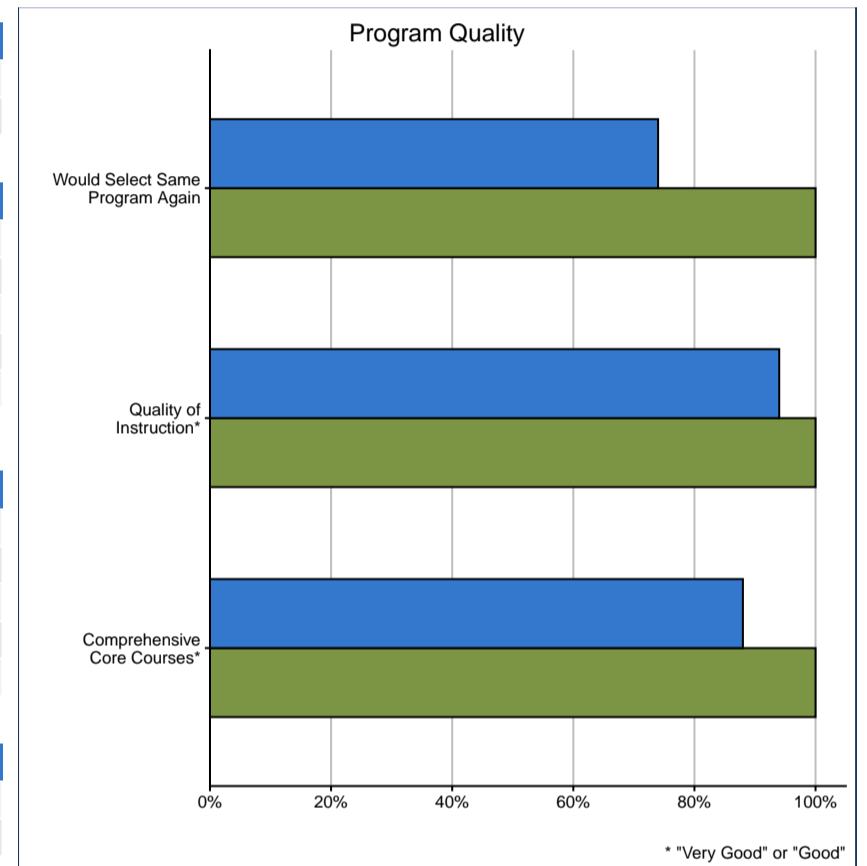
**EDUCATION EVALUATION AND SKILL DEVELOPMENT**

Program Satisfaction:	05.0103		UBC	
Very Satisfied	8	67%	436	30%
Satisfied	4	33%	877	61%
Dissatisfied	0	0%	98	7%
Very Dissatisfied	0	0%	20	1%
Total	12	100%	1,431	100%



Usefulness of Knowledge, Skills, and Abilities Acquired during Program in Work:	05.0103		UBC	
Very Useful	2	50%	348	34%
Somewhat Useful	2	50%	486	47%
Not Very Useful	0	0%	154	15%
Not at All Useful	0	0%	48	5%
Total	4	100%	1,036	100%

Would select the same program again:	05.0103		UBC	
Yes	12	100%	953	74%
No	0	0%	341	26%

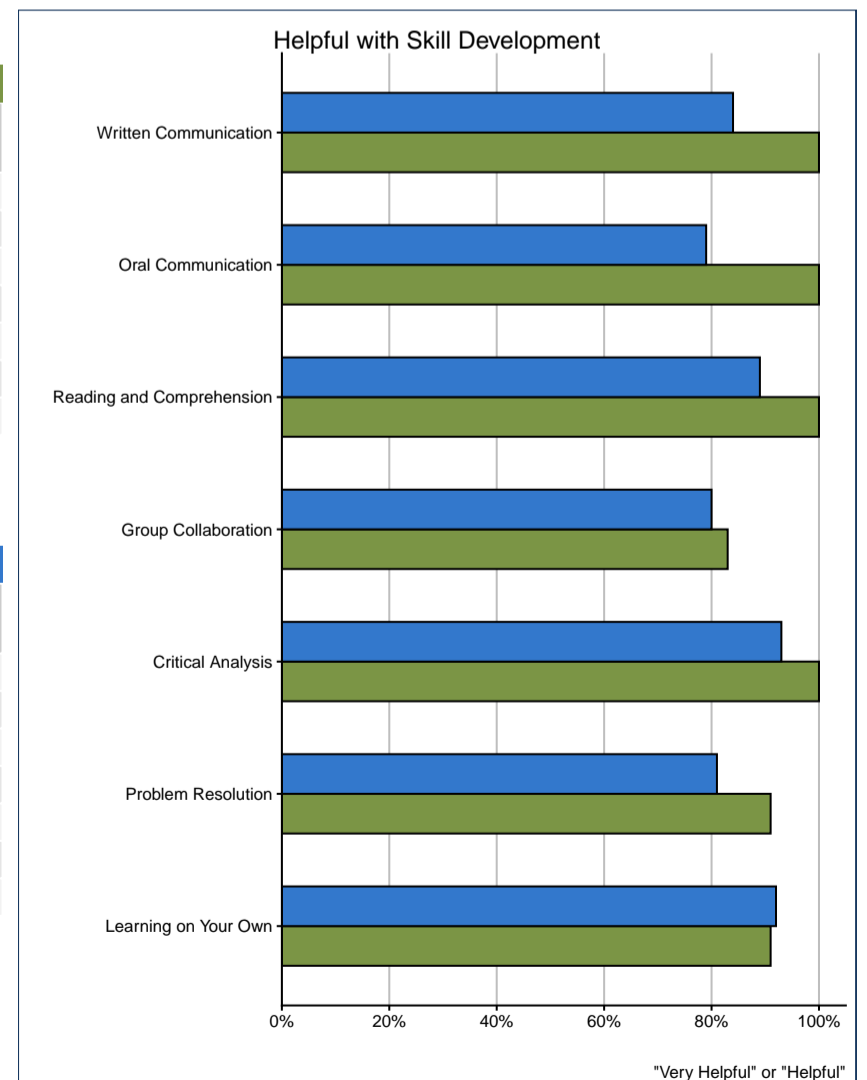


Quality of Instruction:	05.0103		UBC	
Very Good	8	67%	473	33%
Good	4	33%	891	61%
Poor	0	0%	74	5%
Very Poor	0	0%	12	1%
Total	12	100%	1,450	100%

Comprehensiveness of Core Courses:	05.0103		UBC	
Very Good	8	67%	386	27%
Good	4	33%	880	61%
Poor	0	0%	146	10%
Very Poor	0	0%	19	1%
Total	12	100%	1,431	100%

Financial Constraints:	05.0103		UBC	
Had to interrupt studies for financial reasons	0	0%	76	5%
Had to take program part-time for financial reasons	1	8%	124	9%

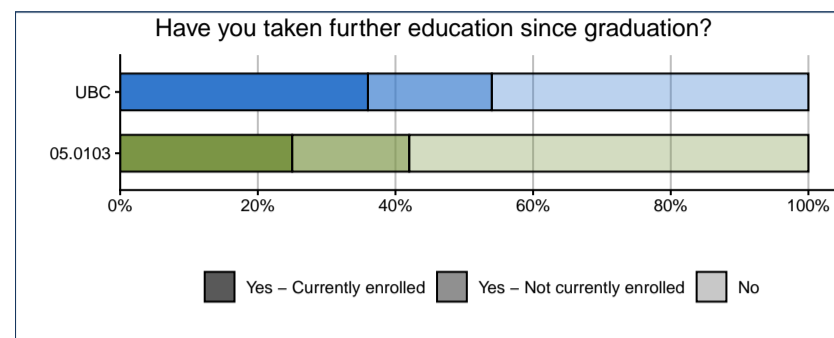
Skill Development: How helpful was institution?	05.0103				# Resp.
	Very Helpful	Helpful	Not Very Helpful	Not at All Helpful	
Written Communication	83%	17%	0%	0%	12
Oral Communication	75%	25%	0%	0%	12
Reading and Comprehension	75%	25%	0%	0%	12
Group Collaboration	58%	25%	17%	0%	12
Critical Analysis	83%	17%	0%	0%	12
Problem Resolution	58%	33%	8%	0%	12
Learning on Your Own	73%	18%	9%	0%	11



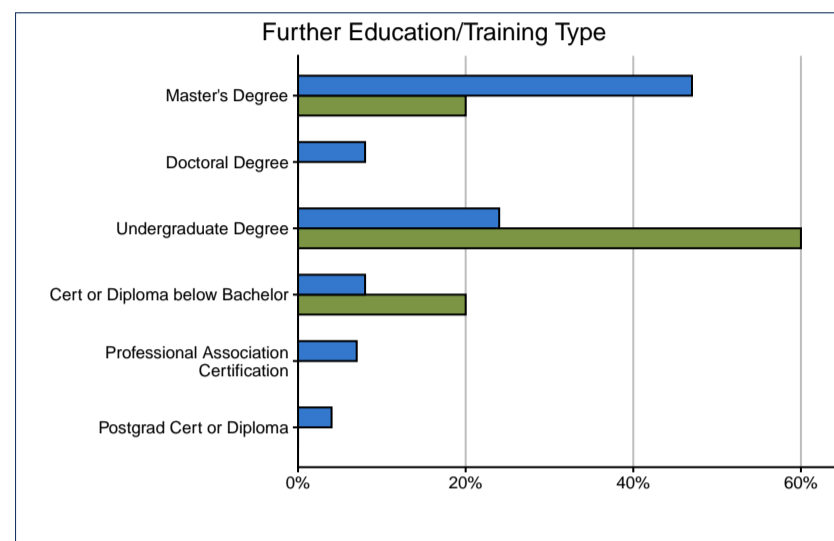
Skill Development: How helpful was institution?	UBC				# Resp.
	Very Helpful	Helpful	Not Very Helpful	Not at All Helpful	
Written Communication	30%	54%	14%	2%	1,415
Oral Communication	29%	50%	19%	2%	1,436
Reading and Comprehension	39%	50%	9%	2%	1,444
Group Collaboration	31%	49%	17%	3%	1,441
Critical Analysis	50%	43%	6%	1%	1,460
Problem Resolution	29%	52%	17%	2%	1,423
Learning on Your Own	46%	46%	7%	1%	1,443

**FURTHER EDUCATION**

Took further education since 2023 graduation:	05.0103		UBC	
Yes – Currently enrolled	3	25%	521	36%
Yes – Not currently enrolled	2	17%	267	18%
No	7	58%	664	46%
Total	12	100%	1,452	100%

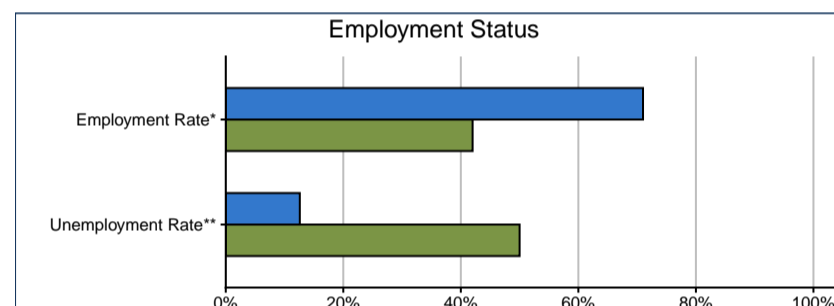


Type of Formal Post-Secondary Education:	05.0103		UBC	
Master's Degree	1	20%	368	47%
Doctoral Degree	0	0%	61	8%
Another Undergraduate Degree	3	60%	188	24%
Certificate or Diploma below Bachelor Level	1	20%	65	8%
Professional Association Certification	0	0%	54	7%
Postgraduate Certificate or Diploma	0	0%	30	4%
Other	0	0%	17	2%
Total	5	100%	783	100%



**EMPLOYMENT**

Labour Force Status:	05.0103		UBC	
In Labour Force (working or seeking work)	10	83%	1,195	84%
Not in Labour Force	2	17%	231	16%
Total	12	100%	1,426	100%



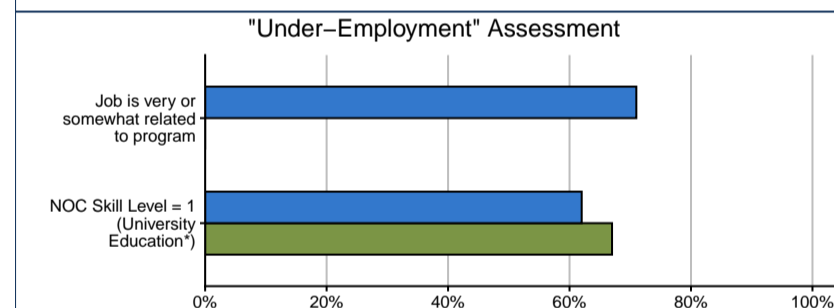
Employment:	05.0103		UBC	
Employment Rate*	5	42%	1,045	71%
Unemployment Rate**	5	50.0%	150	12.6%

\*Percent = Total employed divided by total number of respondents

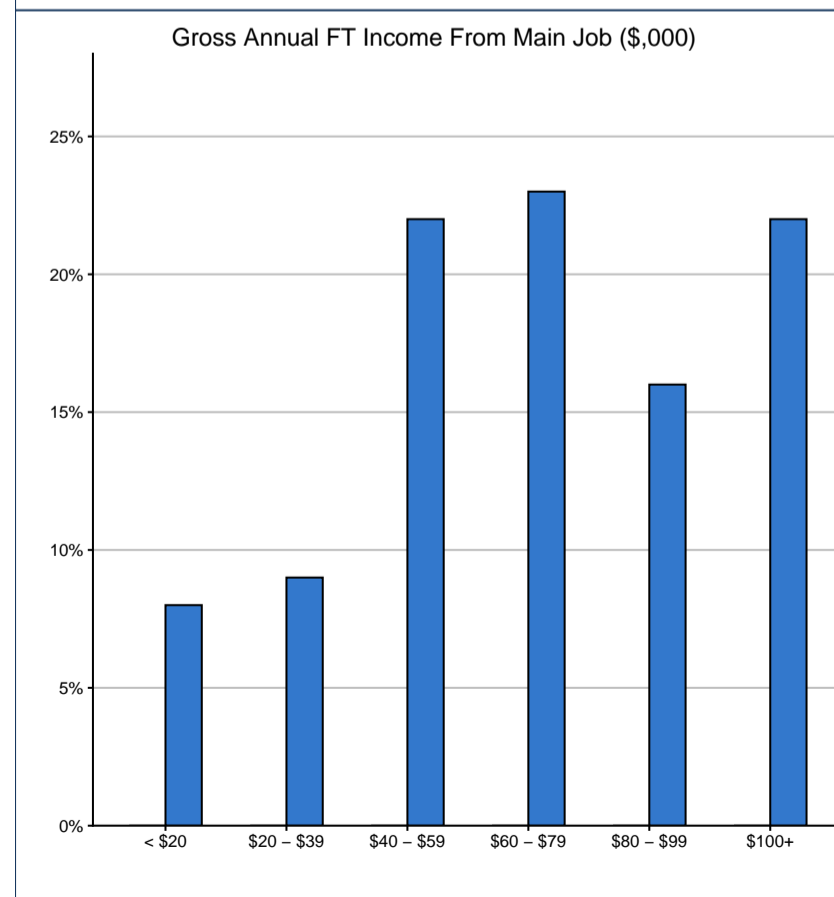
\*\*Percent = Total unemployed divided by total number in labour force

"Under-Employment" Assessment:	05.0103		UBC	
Job is very or somewhat related to program	0	0%	737	71%
NOC Skill Level = 1 (University Education)*	2	67%	595	62%

\*Of total valid responses; NOC 2021 (TEER)



How related is your main job to your program?	05.0103		UBC	
Very Related	0	0%	424	41%
Somewhat Related	0	0%	313	30%
Not Very Related	2	40%	150	14%
Not at All Related	3	60%	153	15%
Total	5	100%	1,040	100%



Primary Employment Type:	05.0103		UBC	
Paid Worker	5	100%	966	93%
Self-Employed	0	0%	73	7%
Total	5	100%	1,039	100%

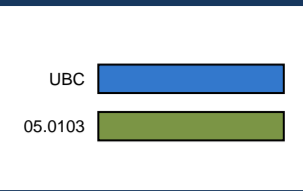
Job Characteristics:	05.0103		UBC	
I hold more than one job*	1	20%	173	17%
My main job is full-time (>= 30 hours per week)**	3	60%	798	84%

\*Of total employed

\*\*Of those who provided data on hours/week worked

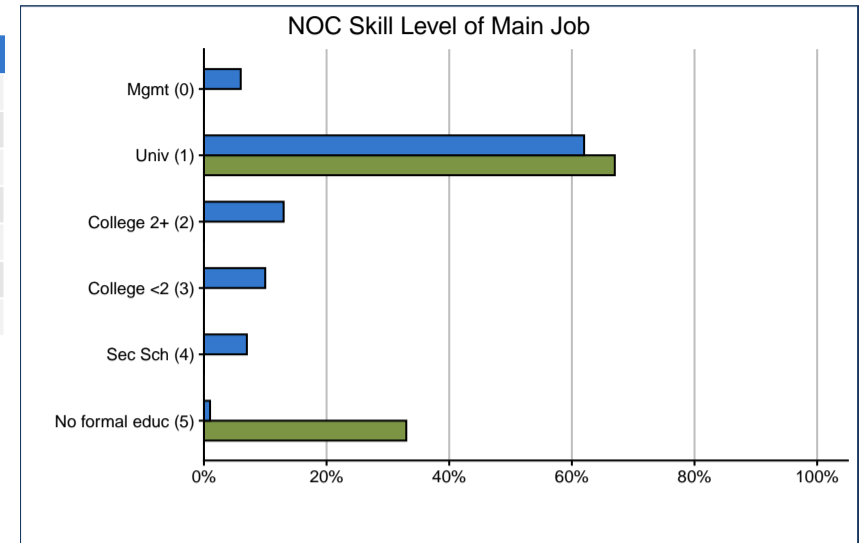
Gross Annual Income from Main Job:*	05.0103		UBC	
Less than \$20,000	0	0%	68	8%
\$20,000 to \$39,999	~	~	73	9%
\$40,000 to \$59,999	~	~	185	22%
\$60,000 to \$79,999	~	~	196	23%
\$80,000 to \$99,999	0	0%	130	16%
\$100,000 and Above	0	0%	183	22%
Total	~	~	835	100%
Median Annual Income (full-time) (\$)	NA		73,913	
Average Annual Income (full-time) (\$)	NA		85,502	

\*Where data provided

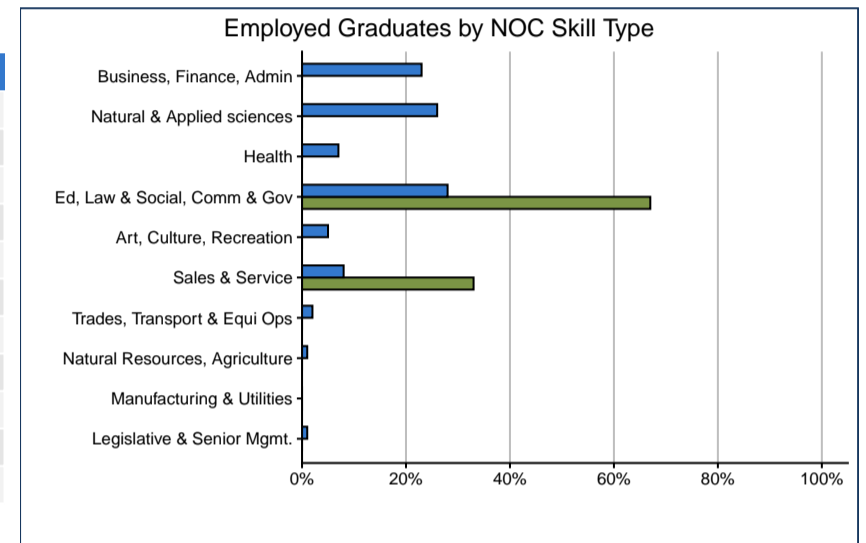


EMPLOYMENT, continued

NOC Skill Level of Main Job (NOC 2021 (TEER)):	05.0103		UBC	
0. Management	0	0%	62	6%
1. University education	2	67%	595	62%
2. College education/trade apprenticeship (2+ years)	0	0%	126	13%
3. College education/trade apprenticeship (<2 years)	0	0%	98	10%
4. Secondary school + job-specific training	0	0%	65	7%
5. No formal education	1	33%	14	1%
Total	3	100%	960	100%



NOC Skill Type of Main Job (NOC 2021):	05.0103		UBC	
Legislative and senior management	0	0%	11	1%
Business, finance & administration	0	0%	217	23%
Natural & applied sciences & related	0	0%	251	26%
Health	0	0%	70	7%
Education, law and social, community & government	2	67%	264	28%
Art, culture, recreation & sport	0	0%	51	5%
Sales & service	1	33%	73	8%
Trades, transport & equipment operators & related	0	0%	17	2%
Natural resources, agriculture & related production	0	0%	5	1%
Manufacturing & utilities	0	0%	1	0%
Total	3	100%	960	100%

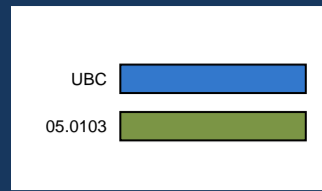


Top 10 Full-Time Occupations of 05.0103 Graduates*:			05.0103
NOC_2021	NOC Skill Level	Description	% Employed FT in this Occ.**
*			
*			
*			
*			
*			
*			
*			
*			
*			
*			

\* Data not displayed where n < 5; NOC 2021  
\*\* Percentages cited are of those employed

Top 10 Full-Time Occupations of UBC Graduates*:			UBC
NOC_2021	NOC Skill Level	Description	% Employed FT in this Occ.**
21231	1	Software engineers and designers	5%
XXXXX	X	Unclassified occupations	4%
21232	1	Software developers and programmers	4%
41101	1	Lawyers and Quebec notaries	3%
11100	1	Financial auditors and accountants	3%
11202	1	Professional occupations in advertising, marketing and public relations	2%
11101	1	Financial and investment analysts	2%
41201	1	Post-secondary teaching and research assistants	2%
13100	3	Administrative officers	2%
41220	1	Secondary school teachers	2%

\* Data not displayed where n < 5; NOC 2021  
\*\* Percentages cited are of those employed



**EDUCATION FINANCING**

Funding Sources:*	05.0103		UBC	
Personal savings, investments	2	18%	120	8%
Employment while studying	1	9%	97	7%
Family/Friends	4	36%	714	50%
Personal bank loans	0	0%	11	1%
Government student loans	1	9%	313	22%
Scholarships/Bursaries/Grants	2	18%	101	7%
Other	1	9%	63	4%
Total	11		1,419	

\* Percentage of respondents who identified this as their primary source

Financial Debt Incurred to Finance Bac. Ed.:*	05.0103		UBC	
Incurred any form of financial debt	5	45%	505	36%
Incurred government-sponsored student loan debt	3	25%	462	32%

\* Percentage of respondents who provided data

Financial Debt Amount:*	05.0103		UBC	
< \$1,000	0	0%	0	0%
\$1,000 to \$4,999	0	0%	8	2%
\$5,000 to \$9,999	0	0%	25	6%
\$10,000 to \$14,999	1	50%	44	11%
\$15,000 to \$19,999	0	0%	27	6%
\$20,000 to \$29,999	0	0%	79	19%
\$30,000 to \$39,999	0	0%	69	17%
\$40,000 or More	1	50%	166	40%
Total	2	100%	418	100%
Median Financial Debt (\$)	29,500		30,000	

\* Includes only cases where financial debt was incurred

