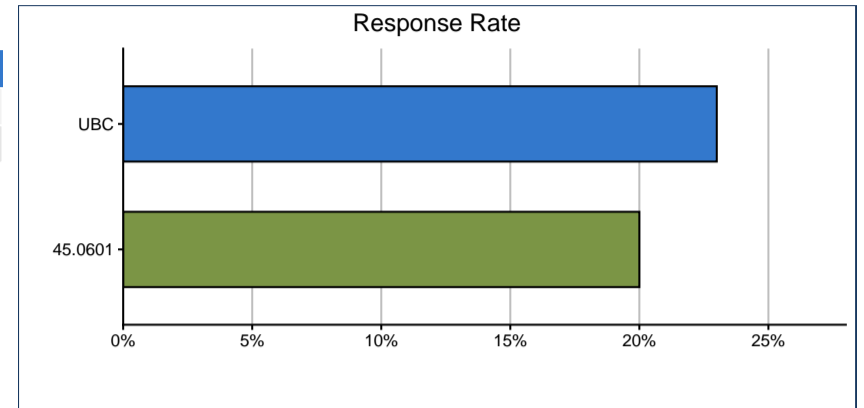


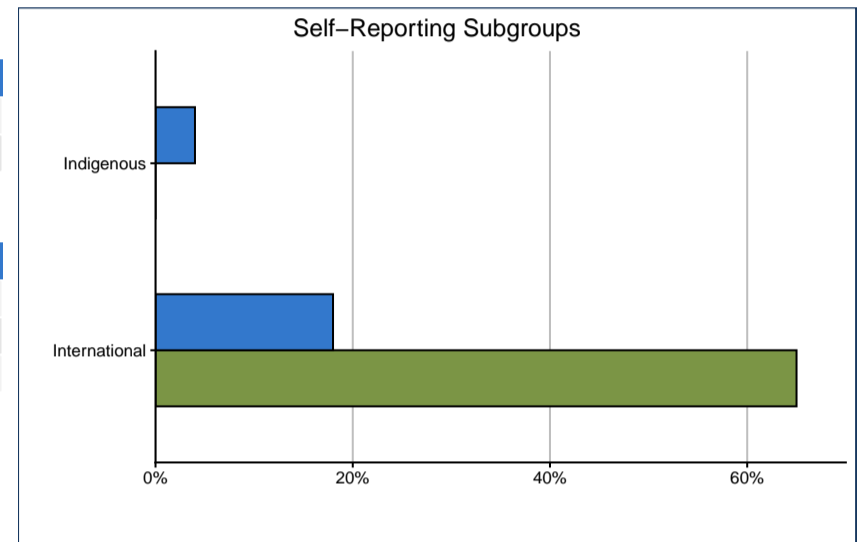
RESPONSE RATE

Survey Response Rate:	45.0601		UBC	
Baccalaureate Graduates Survey Cohort	132	100%	6,352	100%
Survey Respondents and Response Rate	26	20%	1,464	23%



DEMOGRAPHIC INFORMATION

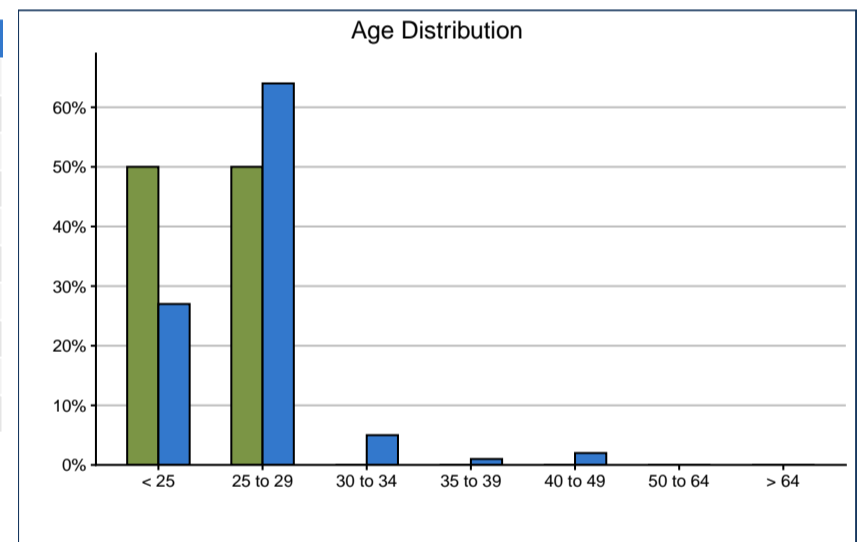
Self-Reporting Subgroups:	45.0601		UBC	
Indigenous	0	0%	30	4%
International	17	65%	261	18%



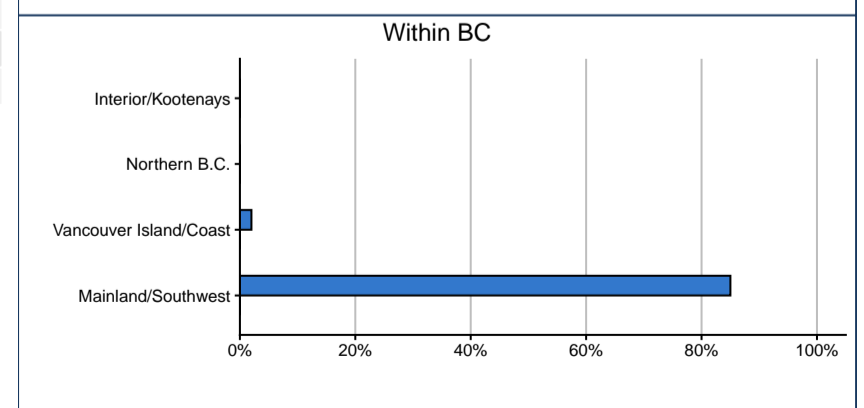
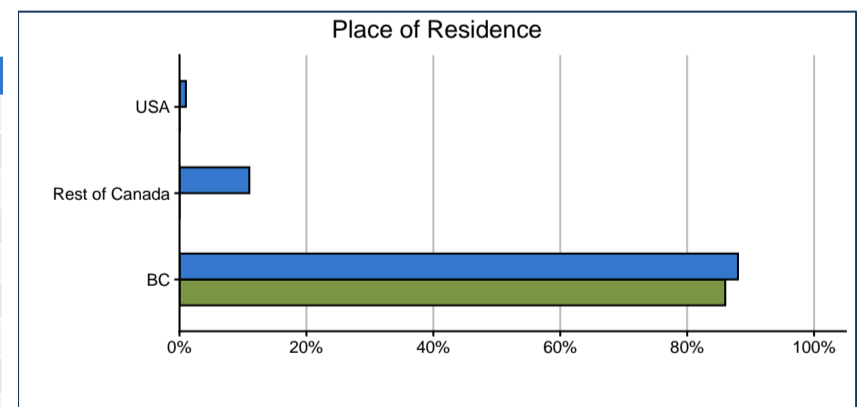
Gender:*	45.0601		UBC	
Man/Boy	15	58%	641	44%
Woman/Girl	11	42%	823	56%
Total	26	100%	1,464	100%


*Due to zero or low counts, institution-reported "Non-Binary" demographic data are not included

Age (at time of survey):	45.0601		UBC	
< 25	13	50%	395	27%
25 to 29	13	50%	928	64%
30 to 34	0	0%	80	5%
35 to 39	0	0%	19	1%
40 to 49	0	0%	23	2%
50 to 64	0	0%	7	0%
> 64	0	0%	5	0%
Total	26	100%	1,457	100%
Median Age	25		25	
Average (mean) Age	25		26	



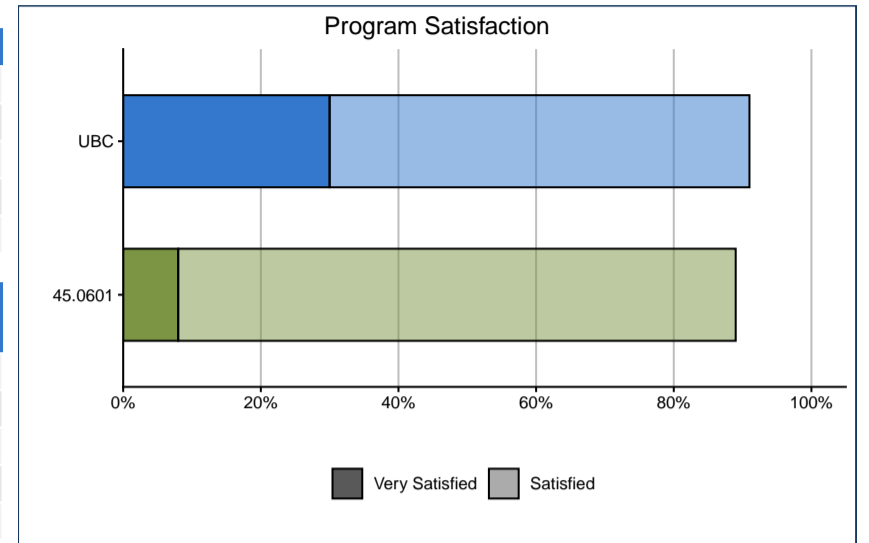
Place of Residence (at time of survey):	45.0601		UBC	
BC – Mainland/Southwest	~	~	1,111	85%
BC – Vancouver Island/Coast	~	~	26	2%
BC – Northern B.C.	0	0%	~	~
BC – Interior/Kootenays	0	0%	~	~
BC Subtotal	18	86%	1,159	88%
Canada – Alberta	0	0%	46	4%
Canada – Ontario	~	~	81	6%
Canada – Other	0	0%	18	1%
U.S.A.	0	0%	10	1%
Non-BC Subtotal	~	~	155	12%
Total	~	~	1,314	100%





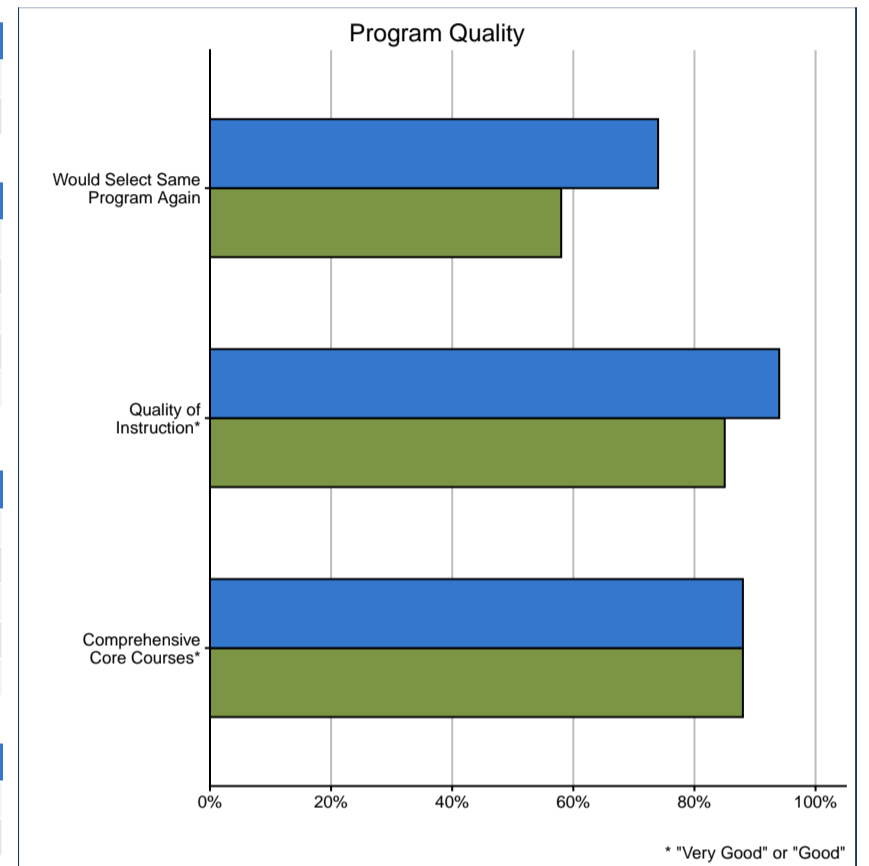
EDUCATION EVALUATION AND SKILL DEVELOPMENT

Program Satisfaction:	45.0601		UBC	
Very Satisfied	2	8%	436	30%
Satisfied	21	81%	877	61%
Dissatisfied	3	12%	98	7%
Very Dissatisfied	0	0%	20	1%
Total	26	100%	1,431	100%



Usefulness of Knowledge, Skills, and Abilities Acquired during Program in Work:	45.0601		UBC	
Very Useful	4	27%	348	34%
Somewhat Useful	7	47%	486	47%
Not Very Useful	2	13%	154	15%
Not at All Useful	2	13%	48	5%
Total	15	100%	1,036	100%

Would select the same program again:	45.0601		UBC	
Yes	15	58%	953	74%
No	11	42%	341	26%

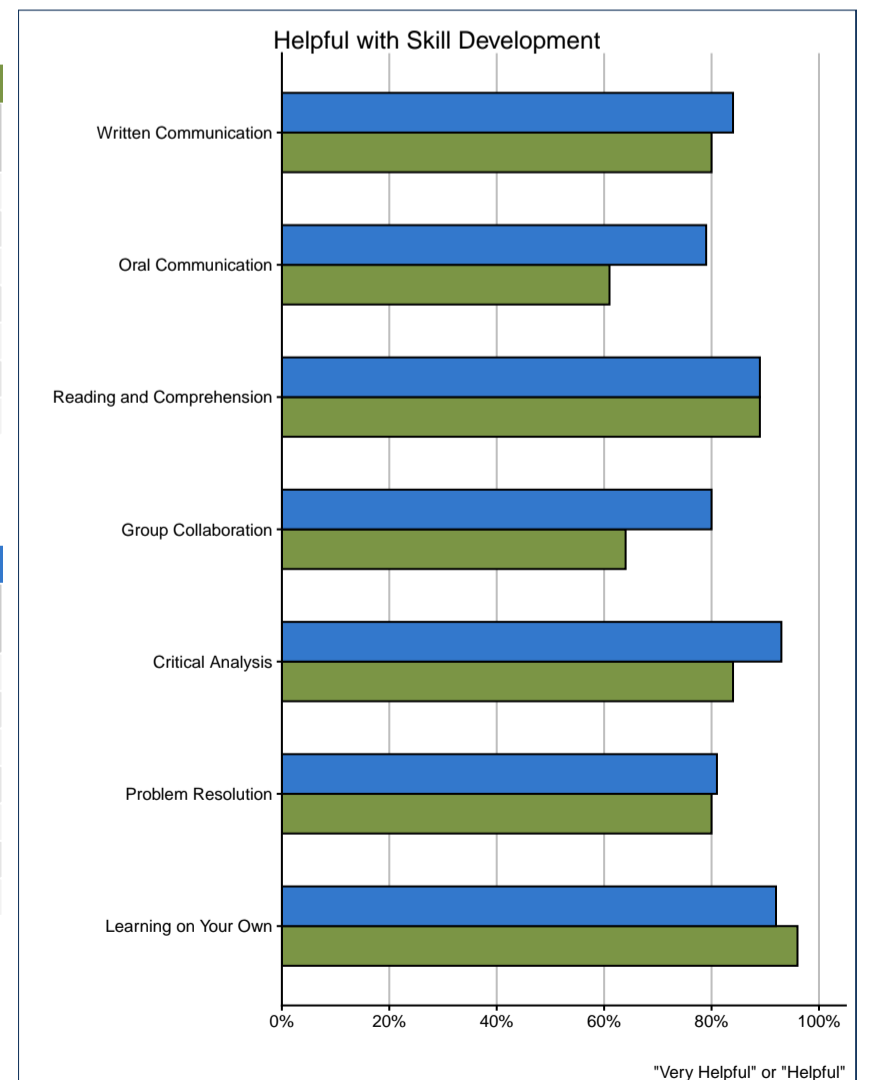


Quality of Instruction:	45.0601		UBC	
Very Good	2	8%	473	33%
Good	20	77%	891	61%
Poor	4	15%	74	5%
Very Poor	0	0%	12	1%
Total	26	100%	1,450	100%

Comprehensiveness of Core Courses:	45.0601		UBC	
Very Good	4	16%	386	27%
Good	18	72%	880	61%
Poor	3	12%	146	10%
Very Poor	0	0%	19	1%
Total	25	100%	1,431	100%

Financial Constraints:	45.0601		UBC	
Had to interrupt studies for financial reasons	1	4%	76	5%
Had to take program part-time for financial reasons	1	4%	124	9%

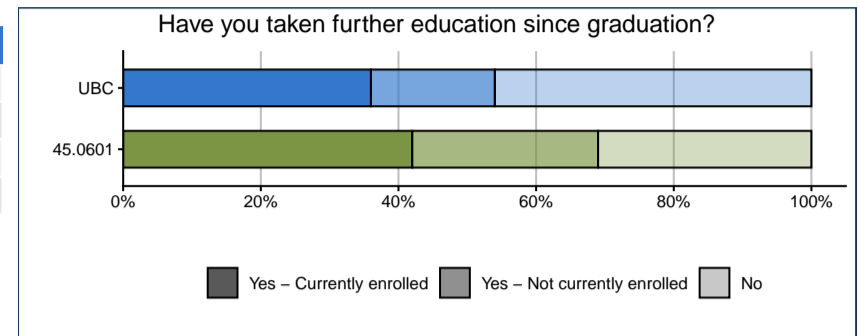
Skill Development: How helpful was institution?	45.0601				# Resp.
	Very Helpful	Helpful	Not Very Helpful	Not at All Helpful	
Written Communication	24%	56%	16%	4%	25
Oral Communication	42%	19%	23%	15%	26
Reading and Comprehension	35%	54%	4%	8%	26
Group Collaboration	28%	36%	24%	12%	25
Critical Analysis	46%	38%	8%	8%	26
Problem Resolution	36%	44%	12%	8%	25
Learning on Your Own	52%	44%	0%	4%	25



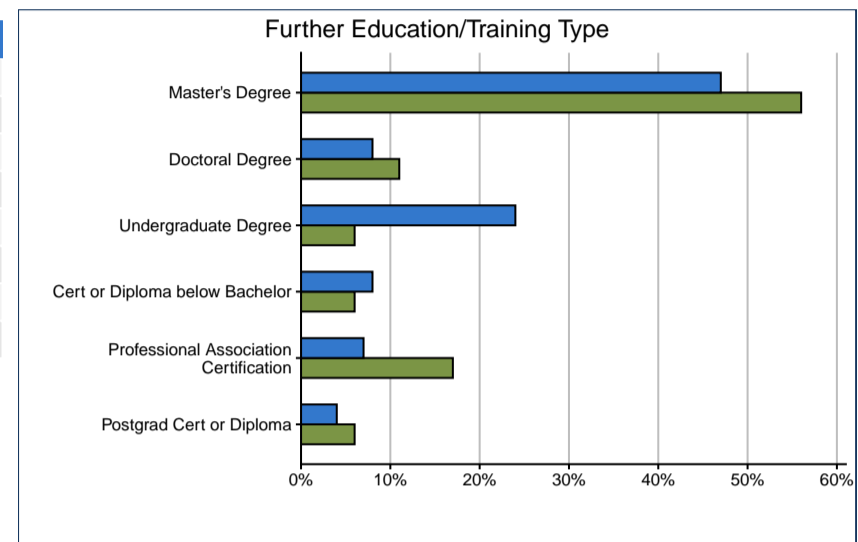
Skill Development: How helpful was institution?	UBC				# Resp.
	Very Helpful	Helpful	Not Very Helpful	Not at All Helpful	
Written Communication	30%	54%	14%	2%	1,415
Oral Communication	29%	50%	19%	2%	1,436
Reading and Comprehension	39%	50%	9%	2%	1,444
Group Collaboration	31%	49%	17%	3%	1,441
Critical Analysis	50%	43%	6%	1%	1,460
Problem Resolution	29%	52%	17%	2%	1,423
Learning on Your Own	46%	46%	7%	1%	1,443

FURTHER EDUCATION

Took further education since 2023 graduation:	45.0601		UBC	
Yes – Currently enrolled	11	42%	521	36%
Yes – Not currently enrolled	7	27%	267	18%
No	8	31%	664	46%
Total	26	100%	1,452	100%

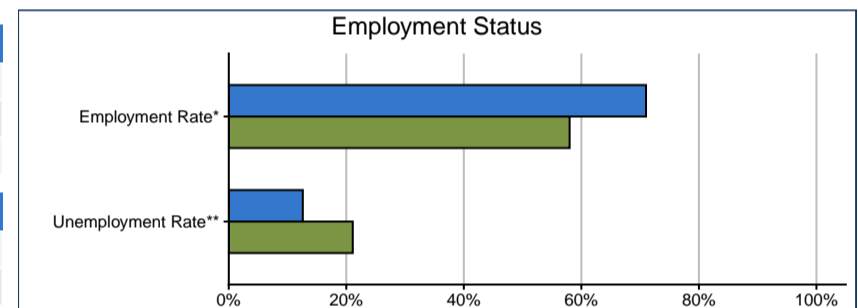


Type of Formal Post-Secondary Education:	45.0601		UBC	
Master's Degree	10	56%	368	47%
Doctoral Degree	2	11%	61	8%
Another Undergraduate Degree	1	6%	188	24%
Certificate or Diploma below Bachelor Level	1	6%	65	8%
Professional Association Certification	3	17%	54	7%
Postgraduate Certificate or Diploma	1	6%	30	4%
Other	0	0%	17	2%
Total	18	100%	783	100%



EMPLOYMENT

Labour Force Status:	45.0601		UBC	
In Labour Force (working or seeking work)	19	76%	1,195	84%
Not in Labour Force	6	24%	231	16%
Total	25	100%	1,426	100%

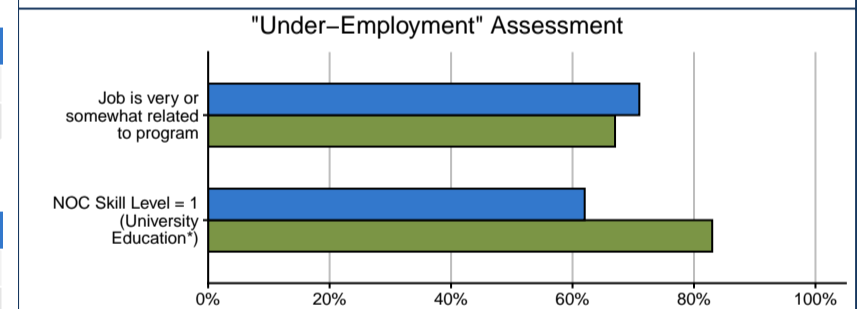


Employment:	45.0601		UBC	
Employment Rate*	15	58%	1,045	71%
Unemployment Rate**	4	21.1%	150	12.6%

*Percent = Total employed divided by total number of respondents
**Percent = Total unemployed divided by total number in labour force

"Under-Employment" Assessment:	45.0601		UBC	
Job is very or somewhat related to program	10	67%	737	71%
NOC Skill Level = 1 (University Education)*	10	83%	595	62%

*Of total valid responses; NOC 2021 (TEER)



How related is your main job to your program?	45.0601		UBC	
Very Related	3	20%	424	41%
Somewhat Related	7	47%	313	30%
Not Very Related	4	27%	150	14%
Not at All Related	1	7%	153	15%
Total	15	100%	1,040	100%

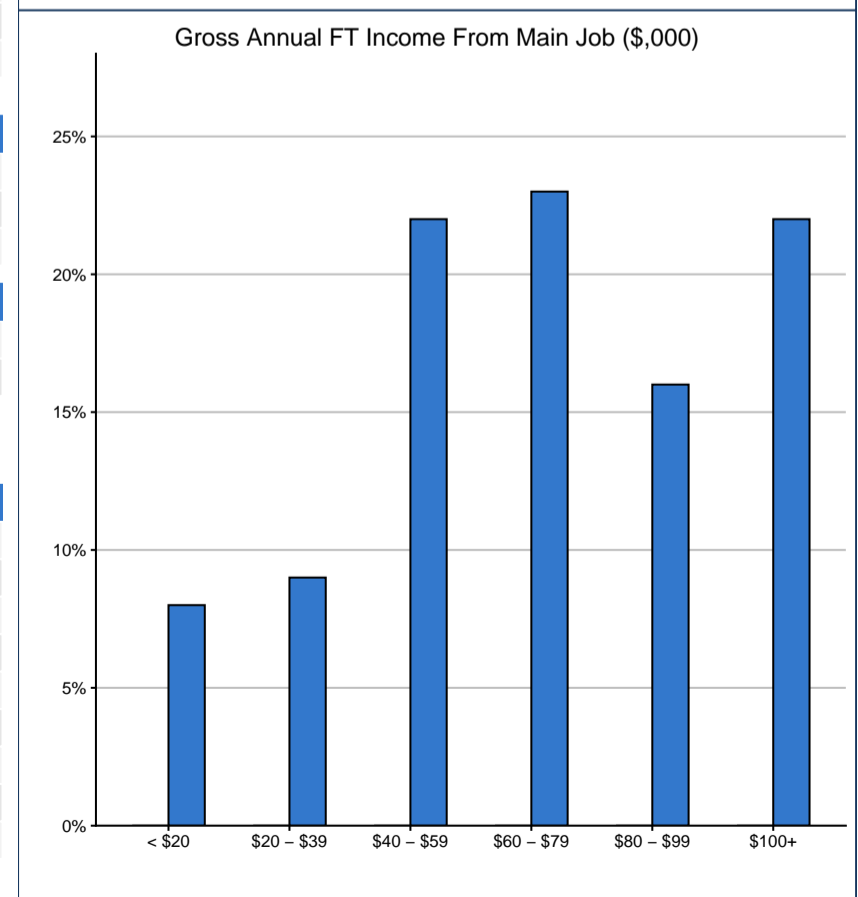
Primary Employment Type:	45.0601		UBC	
Paid Worker	15	100%	966	93%
Self-Employed	0	0%	73	7%
Total	15	100%	1,039	100%

Job Characteristics:	45.0601		UBC	
I hold more than one job*	1	7%	173	17%
My main job is full-time (>= 30 hours per week)**	12	86%	798	84%

*Of total employed
**Of those who provided data on hours/week worked

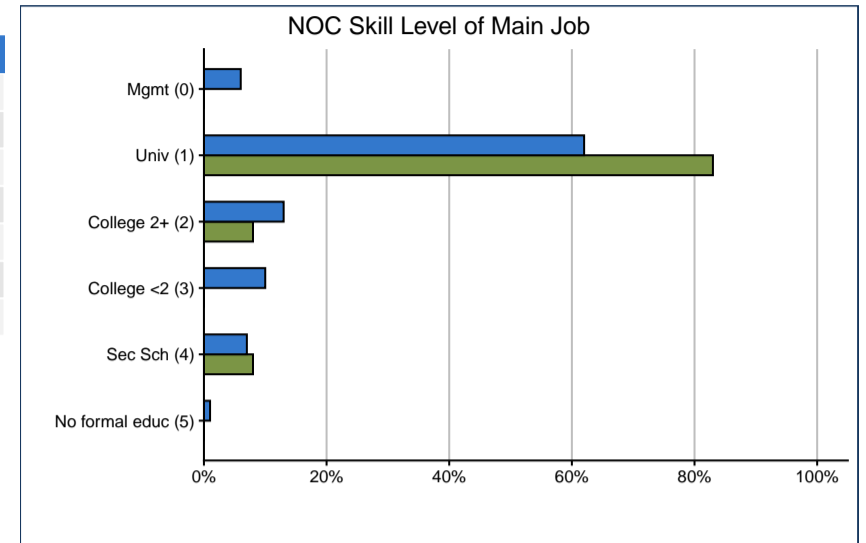
Gross Annual Income from Main Job:*	45.0601		UBC	
Less than \$20,000	~	~	68	8%
\$20,000 to \$39,999	~	~	73	9%
\$40,000 to \$59,999	~	~	185	22%
\$60,000 to \$79,999	~	~	196	23%
\$80,000 to \$99,999	~	~	130	16%
\$100,000 and Above	~	~	183	22%
Total	11	100%	835	100%
Median Annual Income (full-time) (\$)	61,000		73,913	
Average Annual Income (full-time) (\$)	78,561		85,502	

*Where data provided

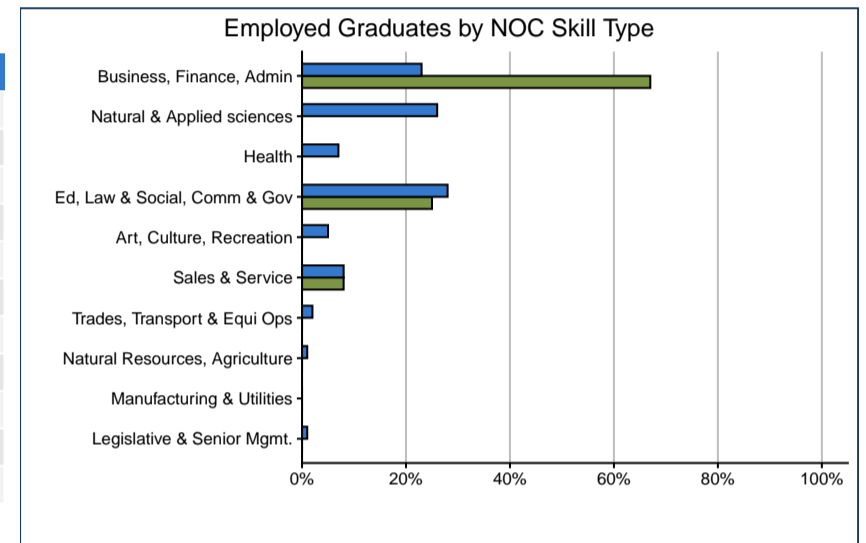


EMPLOYMENT, continued

NOC Skill Level of Main Job (NOC 2021 (TEER)):	45.0601		UBC	
0. Management	0	0%	62	6%
1. University education	10	83%	595	62%
2. College education/trade apprenticeship (2+ years)	1	8%	126	13%
3. College education/trade apprenticeship (<2 years)	0	0%	98	10%
4. Secondary school + job-specific training	1	8%	65	7%
5. No formal education	0	0%	14	1%
Total	12	100%	960	100%



NOC Skill Type of Main Job (NOC 2021):	45.0601		UBC	
Legislative and senior management	0	0%	11	1%
Business, finance & administration	8	67%	217	23%
Natural & applied sciences & related	0	0%	251	26%
Health	0	0%	70	7%
Education, law and social, community & government	3	25%	264	28%
Art, culture, recreation & sport	0	0%	51	5%
Sales & service	1	8%	73	8%
Trades, transport & equipment operators & related	0	0%	17	2%
Natural resources, agriculture & related production	0	0%	5	1%
Manufacturing & utilities	0	0%	1	0%
Total	12	100%	960	100%




Top 10 Full-Time Occupations of 45.0601 Graduates*:			45.0601
NOC_2021	NOC Skill Level	Description	% Employed FT in this Occ.**
*			
*			
*			
*			
*			
*			
*			
*			
*			
*			

* Data not displayed where n < 5; NOC 2021
** Percentages cited are of those employed

Top 10 Full-Time Occupations of UBC Graduates*:			UBC
NOC_2021	NOC Skill Level	Description	% Employed FT in this Occ.**
21231	1	Software engineers and designers	5%
XXXXX	X	Unclassified occupations	4%
21232	1	Software developers and programmers	4%
41101	1	Lawyers and Quebec notaries	3%
11100	1	Financial auditors and accountants	3%
11202	1	Professional occupations in advertising, marketing and public relations	2%
11101	1	Financial and investment analysts	2%
41201	1	Post-secondary teaching and research assistants	2%
13100	3	Administrative officers	2%
41220	1	Secondary school teachers	2%

* Data not displayed where n < 5; NOC 2021
** Percentages cited are of those employed



EDUCATION FINANCING

Funding Sources:*	45.0601		UBC	
Personal savings, investments	0	0%	120	8%
Employment while studying	0	0%	97	7%
Family/Friends	18	69%	714	50%
Personal bank loans	0	0%	11	1%
Government student loans	3	12%	313	22%
Scholarships/Bursaries/Grants	2	8%	101	7%
Other	3	12%	63	4%
Total	26		1,419	

* Percentage of respondents who identified this as their primary source

Financial Debt Incurred to Finance Bac. Ed.:*	45.0601		UBC	
Incurred any form of financial debt	4	16%	505	36%
Incurred government-sponsored student loan debt	4	15%	462	32%

* Percentage of respondents who provided data

Financial Debt Amount:*	45.0601		UBC	
< \$1,000	0	0%	0	0%
\$1,000 to \$4,999	0	0%	8	2%
\$5,000 to \$9,999	0	0%	25	6%
\$10,000 to \$14,999	0	0%	44	11%
\$15,000 to \$19,999	0	0%	27	6%
\$20,000 to \$29,999	1	33%	79	19%
\$30,000 to \$39,999	0	0%	69	17%
\$40,000 or More	2	67%	166	40%
Total	3	100%	418	100%
Median Financial Debt (\$)	40,000		30,000	

* Includes only cases where financial debt was incurred

