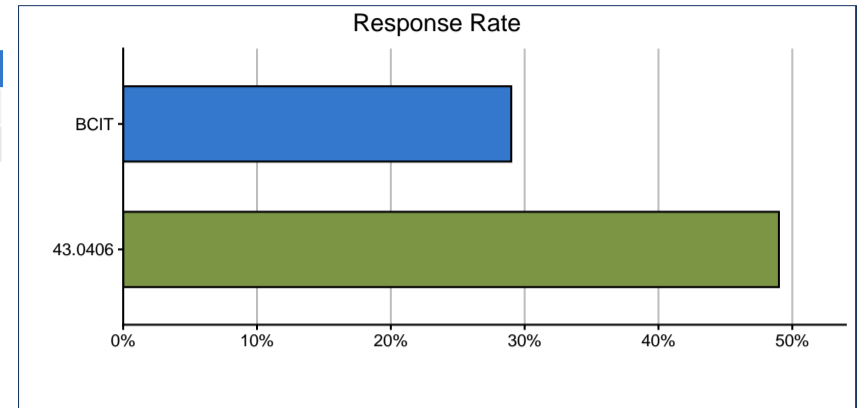


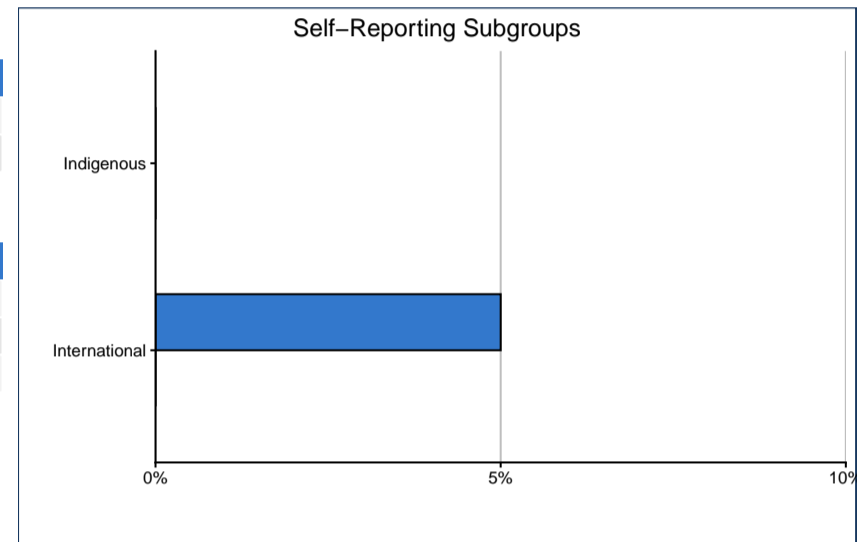
**RESPONSE RATE**

Survey Response Rate:	43.0406		BCIT	
Baccalaureate Graduates Survey Cohort	39	100%	876	100%
Survey Respondents and Response Rate	19	49%	253	29%



**DEMOGRAPHIC INFORMATION**

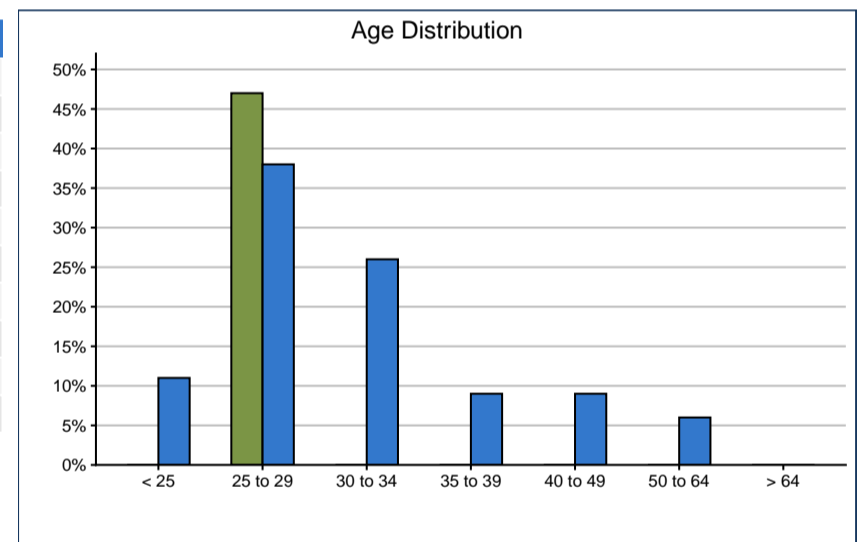
Self-Reporting Subgroups:	43.0406		BCIT	
Indigenous	~	~	~	~
International	~	~	12	5%



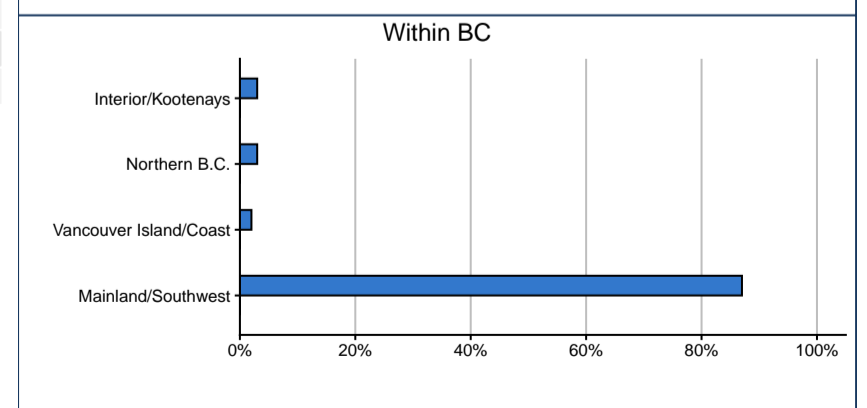
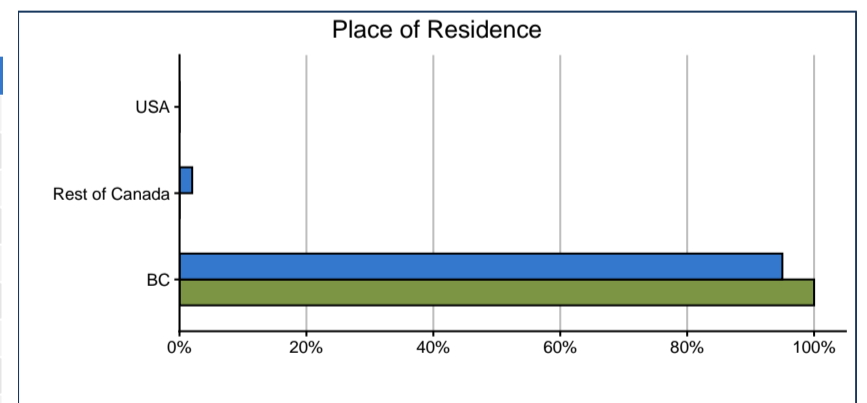
Gender:*	43.0406		BCIT	
Man/Boy	11	58%	150	60%
Woman/Girl	8	42%	102	40%
Total	19	100%	252	100%

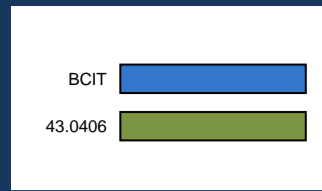
\*Due to zero or low counts, institution-reported "Non-Binary" demographic data are not included

Age (at time of survey):	43.0406		BCIT	
< 25	~	~	28	11%
25 to 29	9	47%	97	38%
30 to 34	~	~	66	26%
35 to 39	~	~	23	9%
40 to 49	~	~	23	9%
50 to 64	~	~	16	6%
> 64	0	0%	0	0%
Total	19	100%	253	100%
Median Age	29		30	
Average (mean) Age	33		32	



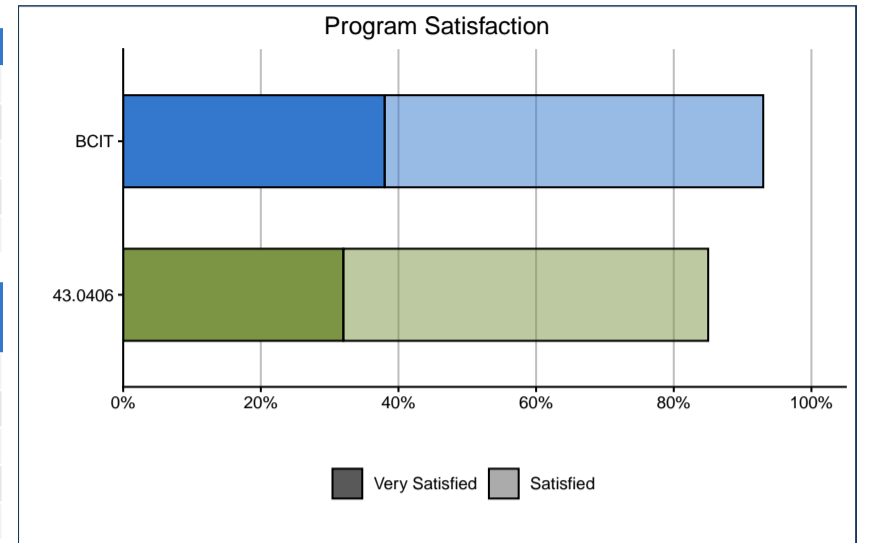
Place of Residence (at time of survey):	43.0406		BCIT	
BC – Mainland/Southwest	~	~	203	87%
BC – Vancouver Island/Coast	0	0%	5	2%
BC – Northern B.C.	~	~	6	3%
BC – Interior/Kootenays	0	0%	7	3%
BC Subtotal	15	100%	221	95%
Canada – Alberta	0	0%	~	~
Canada – Ontario	0	0%	~	~
Canada – Other	0	0%	5	2%
U.S.A.	0	0%	~	~
Non-BC Subtotal	0	0%	12	5%
Total	15	100%	233	100%





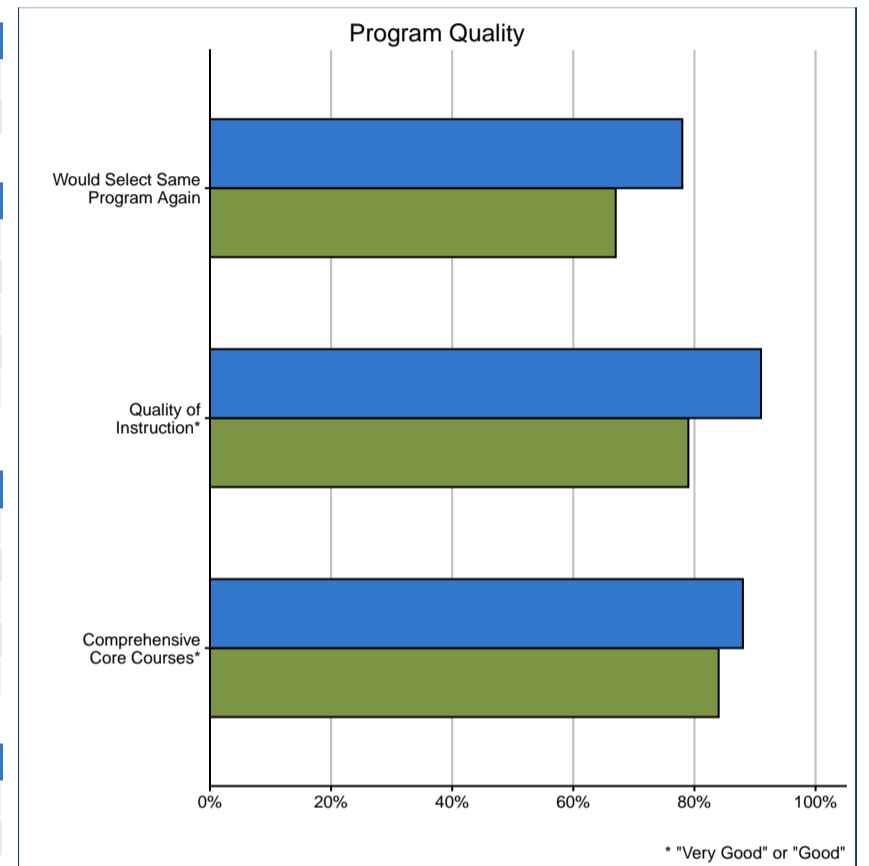
EDUCATION EVALUATION AND SKILL DEVELOPMENT

Program Satisfaction:	43.0406		BCIT	
Very Satisfied	6	32%	95	38%
Satisfied	10	53%	136	55%
Dissatisfied	3	16%	14	6%
Very Dissatisfied	0	0%	3	1%
Total	19	100%	248	100%



Usefulness of Knowledge, Skills, and Abilities Acquired during Program in Work:	43.0406		BCIT	
Very Useful	9	47%	131	57%
Somewhat Useful	7	37%	82	36%
Not Very Useful	2	11%	12	5%
Not at All Useful	1	5%	5	2%
Total	19	100%	230	100%

Would select the same program again:	43.0406		BCIT	
Yes	12	67%	182	78%
No	6	33%	50	22%

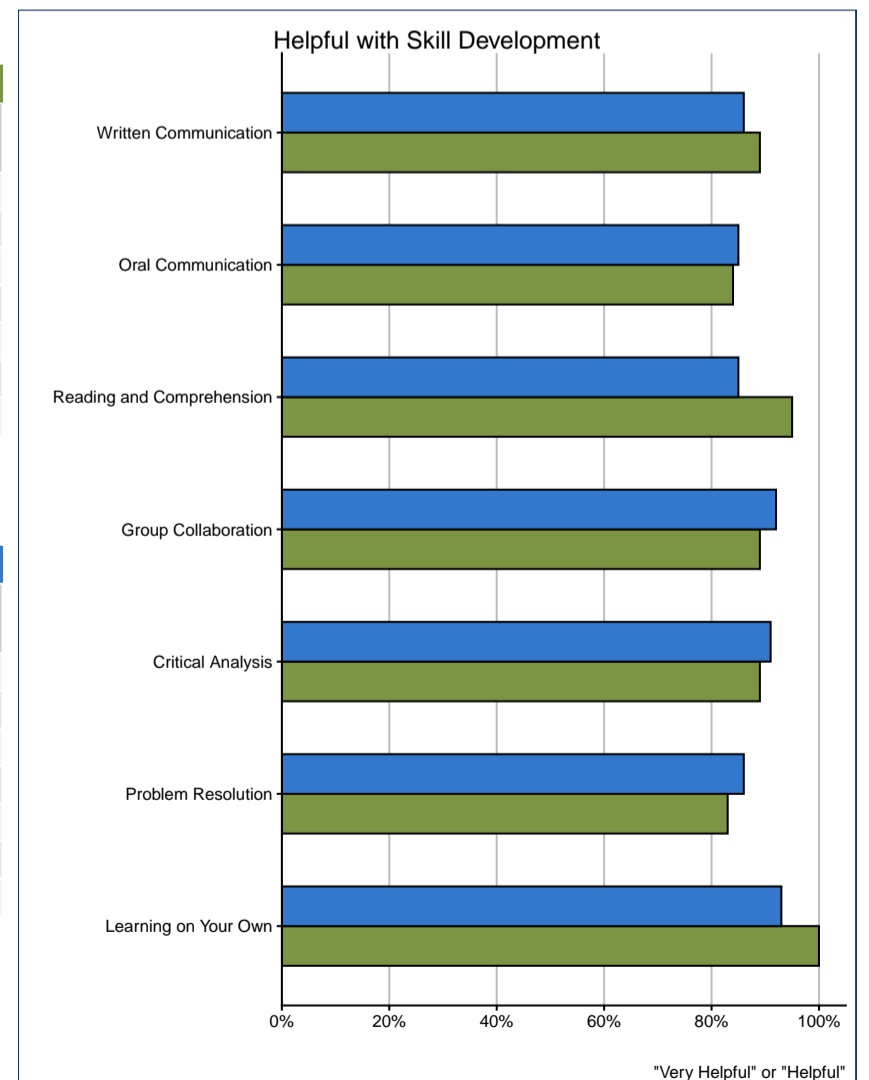


Quality of Instruction:	43.0406		BCIT	
Very Good	9	47%	76	30%
Good	6	32%	152	61%
Poor	4	21%	19	8%
Very Poor	0	0%	3	1%
Total	19	100%	250	100%

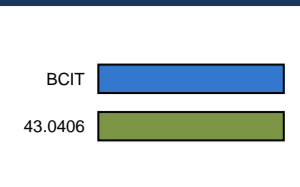
Comprehensiveness of Core Courses:	43.0406		BCIT	
Very Good	7	37%	88	35%
Good	9	47%	131	53%
Poor	3	16%	27	11%
Very Poor	0	0%	3	1%
Total	19	100%	249	100%

Financial Constraints:	43.0406		BCIT	
Had to interrupt studies for financial reasons	3	16%	15	6%
Had to take program part-time for financial reasons	5	26%	44	18%

Skill Development: How helpful was institution?	43.0406				# Resp.
	Very Helpful	Helpful	Not Very Helpful	Not at All Helpful	
Written Communication	26%	63%	11%	0%	19
Oral Communication	26%	58%	16%	0%	19
Reading and Comprehension	37%	58%	5%	0%	19
Group Collaboration	42%	47%	11%	0%	19
Critical Analysis	50%	39%	11%	0%	18
Problem Resolution	24%	59%	18%	0%	17
Learning on Your Own	42%	58%	0%	0%	19

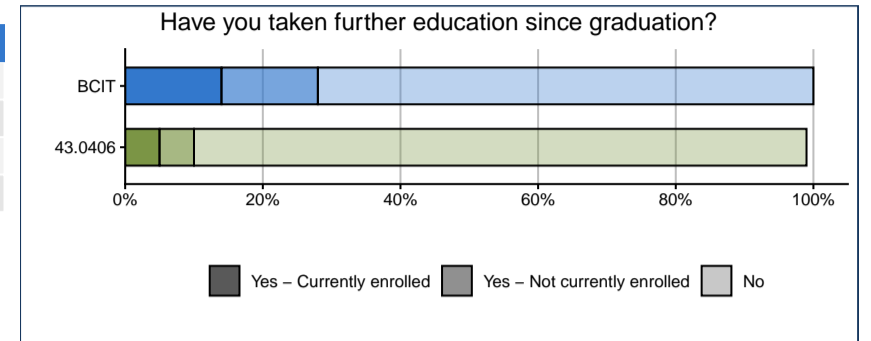


Skill Development: How helpful was institution?	BCIT				# Resp.
	Very Helpful	Helpful	Not Very Helpful	Not at All Helpful	
Written Communication	32%	54%	12%	2%	247
Oral Communication	28%	57%	13%	1%	247
Reading and Comprehension	30%	55%	13%	2%	247
Group Collaboration	45%	47%	7%	1%	252
Critical Analysis	49%	42%	6%	3%	251
Problem Resolution	35%	51%	12%	2%	249
Learning on Your Own	46%	47%	6%	1%	248

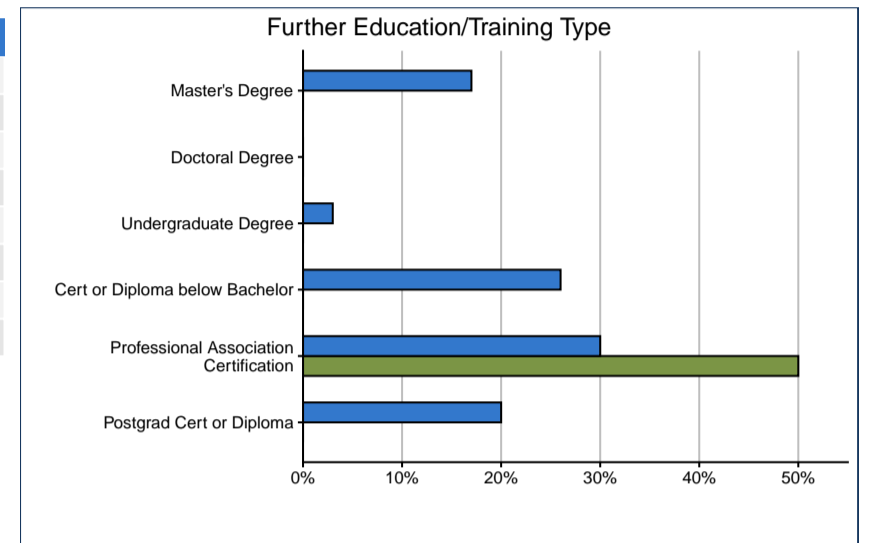


**FURTHER EDUCATION**

Took further education since 2023 graduation:	43.0406		BCIT	
Yes – Currently enrolled	1	5%	36	14%
Yes – Not currently enrolled	1	5%	35	14%
No	17	89%	180	72%
Total	19	100%	251	100%

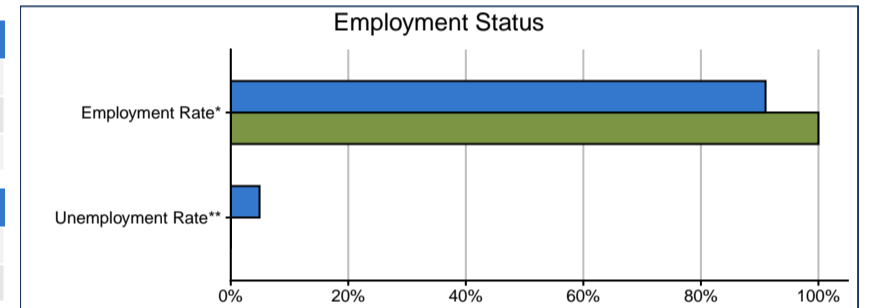


Type of Formal Post-Secondary Education:	43.0406		BCIT	
Master's Degree	0	0%	12	17%
Doctoral Degree	0	0%	0	0%
Another Undergraduate Degree	0	0%	2	3%
Certificate or Diploma below Bachelor Level	0	0%	18	26%
Professional Association Certification	1	50%	21	30%
Postgraduate Certificate or Diploma	0	0%	14	20%
Other	1	50%	3	4%
Total	2	100%	70	100%



**EMPLOYMENT**

Labour Force Status:	43.0406		BCIT	
In Labour Force (working or seeking work)	19	100%	243	98%
Not in Labour Force	0	0%	6	2%
Total	19	100%	249	100%

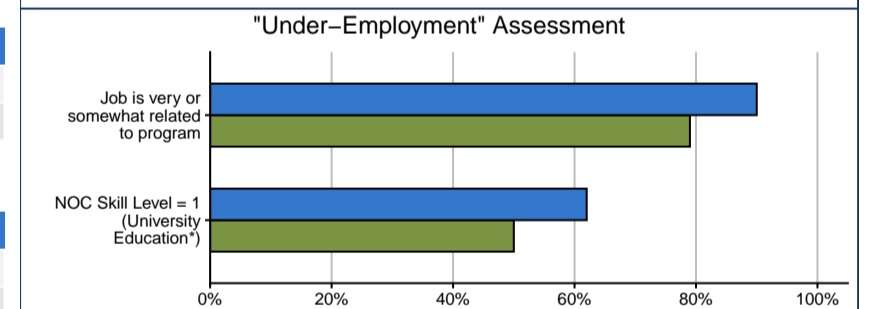


Employment:	43.0406		BCIT	
Employment Rate*	19	100%	231	91%
Unemployment Rate**	0	0.0%	12	4.9%

\*Percent = Total employed divided by total number of respondents  
\*\*Percent = Total unemployed divided by total number in labour force

"Under-Employment" Assessment:	43.0406		BCIT	
Job is very or somewhat related to program	15	79%	209	90%
NOC Skill Level = 1 (University Education)*	8	50%	135	62%

\*Of total valid responses; NOC 2021 (TEER)



How related is your main job to your program?	43.0406		BCIT	
Very Related	9	47%	158	68%
Somewhat Related	6	32%	51	22%
Not Very Related	3	16%	13	6%
Not at All Related	1	5%	9	4%
Total	19	100%	231	100%

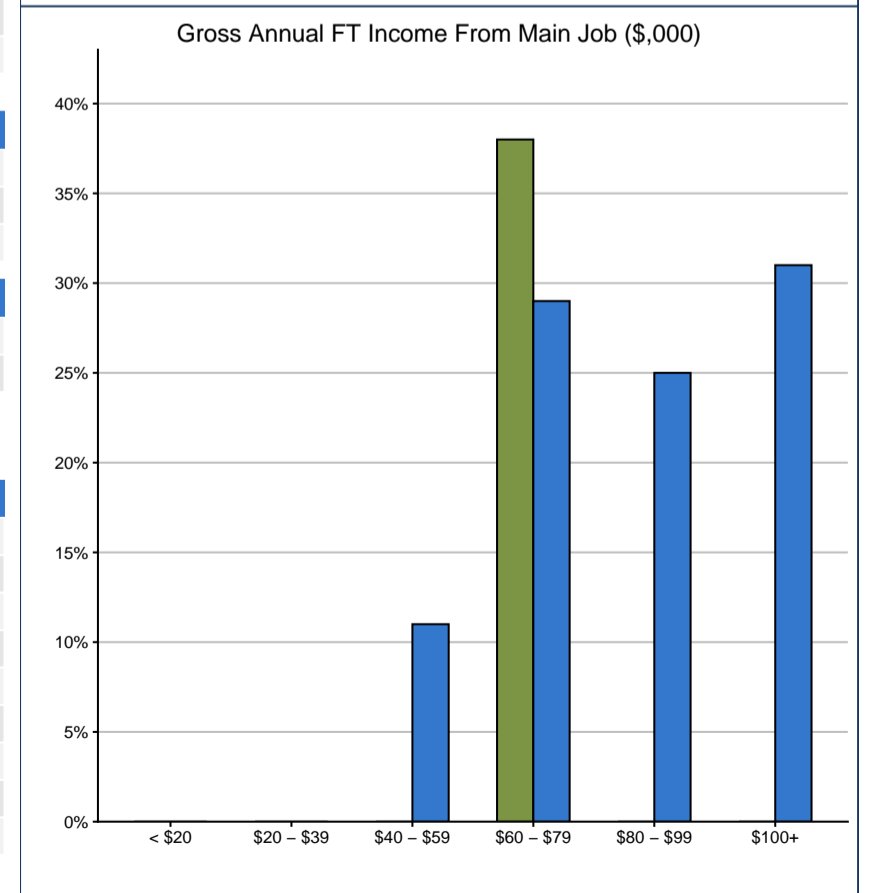
Primary Employment Type:	43.0406		BCIT	
Paid Worker	17	89%	227	98%
Self-Employed	2	11%	4	2%
Total	19	100%	231	100%

Job Characteristics:	43.0406		BCIT	
I hold more than one job*	2	11%	23	10%
My main job is full-time (>= 30 hours per week)**	17	89%	215	96%

\*Of total employed  
\*\*Of those who provided data on hours/week worked

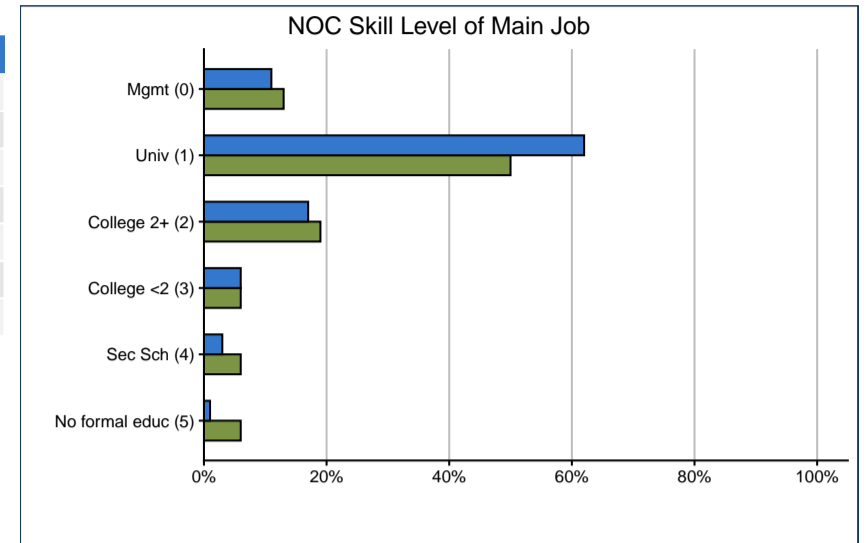
Gross Annual Income from Main Job:*	43.0406		BCIT	
Less than \$20,000	0	0%	~	~
\$20,000 to \$39,999	~	~	~	~
\$40,000 to \$59,999	0	0%	21	11%
\$60,000 to \$79,999	5	38%	56	29%
\$80,000 to \$99,999	~	~	48	25%
\$100,000 and Above	~	~	60	31%
Total	13	100%	192	100%
Median Annual Income (full-time) (\$)	82,000		83,786	
Average Annual Income (full-time) (\$)	87,362		92,169	

\*Where data provided

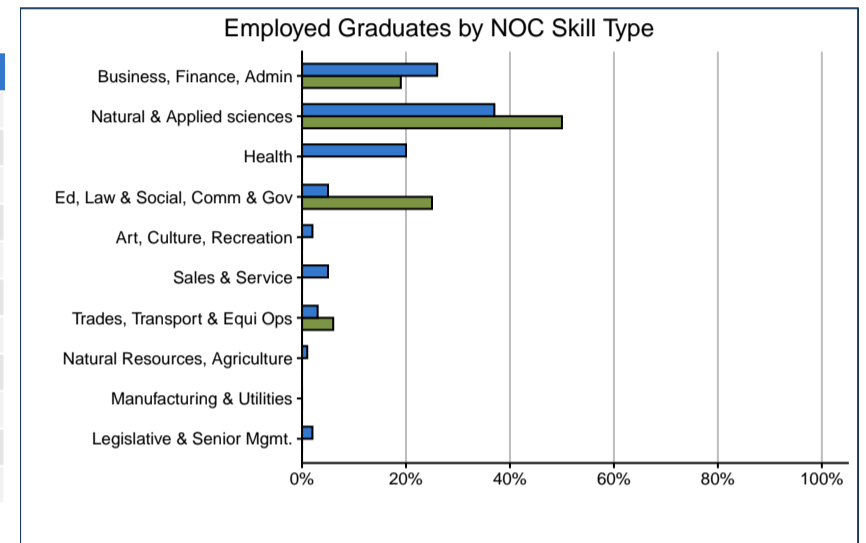


EMPLOYMENT, continued

NOC Skill Level of Main Job (NOC 2021 (TEER)):	43.0406		BCIT	
0. Management	2	13%	24	11%
1. University education	8	50%	135	62%
2. College education/trade apprenticeship (2+ years)	3	19%	38	17%
3. College education/trade apprenticeship (<2 years)	1	6%	13	6%
4. Secondary school + job-specific training	1	6%	6	3%
5. No formal education	1	6%	2	1%
<b>Total</b>	<b>16</b>	<b>100%</b>	<b>218</b>	<b>100%</b>



NOC Skill Type of Main Job (NOC 2021):	43.0406		BCIT	
Legislative and senior management	0	0%	4	2%
Business, finance & administration	3	19%	56	26%
Natural & applied sciences & related	8	50%	80	37%
Health	0	0%	43	20%
Education, law and social, community & government	4	25%	11	5%
Art, culture, recreation & sport	0	0%	5	2%
Sales & service	0	0%	10	5%
Trades, transport & equipment operators & related	1	6%	7	3%
Natural resources, agriculture & related production	0	0%	2	1%
Manufacturing & utilities	0	0%	0	0%
<b>Total</b>	<b>16</b>	<b>100%</b>	<b>218</b>	<b>100%</b>



Top 10 Full-Time Occupations of 43.0406 Graduates*:				43.0406
NOC_2021	NOC Skill Level	Description		% Employed FT in this Occ.**
*				
*				
*				
*				
*				
*				
*				
*				
*				
*				

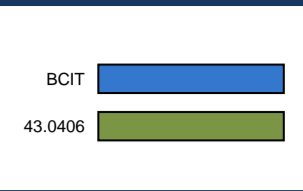
\* Data not displayed where n < 5; NOC 2021

\*\* Percentages cited are of those employed

Top 10 Full-Time Occupations of BCIT Graduates*:				BCIT
NOC_2021	NOC Skill Level	Description		% Employed FT in this Occ.**
31301	1	Registered nurses and registered psychiatric nurses		15%
11100	1	Financial auditors and accountants		8%
21300	1	Civil engineers		6%
XXXXX	X	Unclassified occupations		5%
21301	1	Mechanical engineers		4%
21120	1	Public and environmental health and safety professionals		4%
13110	3	Administrative assistants		3%
21310	1	Electrical and electronics engineers		2%
70010	0	Construction managers		2%
*				

\* Data not displayed where n < 5; NOC 2021

\*\* Percentages cited are of those employed



**EDUCATION FINANCING**

Funding Sources:*	43.0406		BCIT	
Personal savings, investments	5	28%	38	15%
Employment while studying	2	11%	43	17%
Family/Friends	3	17%	53	22%
Personal bank loans	0	0%	6	2%
Government student loans	6	33%	70	28%
Scholarships/Bursaries/Grants	0	0%	12	5%
Other	2	11%	24	10%
Total	18		246	

\* Percentage of respondents who identified this as their primary source

Financial Debt Incurred to Finance Bac. Ed.:*	43.0406		BCIT	
Incurred any form of financial debt	8	44%	111	45%
Incurred government-sponsored student loan debt	6	32%	94	38%

\* Percentage of respondents who provided data

Financial Debt Amount:*	43.0406		BCIT	
< \$1,000	0	0%	0	0%
\$1,000 to \$4,999	1	17%	3	3%
\$5,000 to \$9,999	1	17%	5	5%
\$10,000 to \$14,999	1	17%	14	15%
\$15,000 to \$19,999	1	17%	17	18%
\$20,000 to \$29,999	2	33%	24	26%
\$30,000 to \$39,999	0	0%	12	13%
\$40,000 or More	0	0%	17	18%
Total	6	100%	92	100%
Median Financial Debt (\$)	12,500		20,000	

\* Includes only cases where financial debt was incurred

