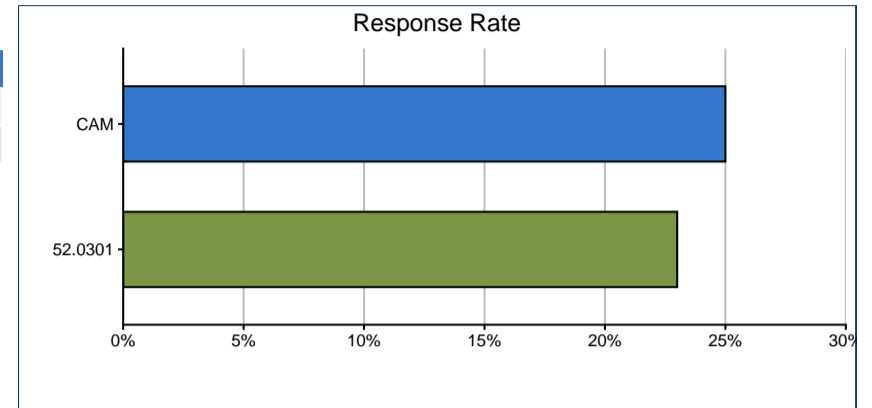



RESPONSE RATE

Survey Response Rate:	52.0301		CAM	
Baccalaureate Graduates Survey Cohort	77	100%	187	100%
Survey Respondents and Response Rate	18	23%	46	25%



DEMOGRAPHIC INFORMATION

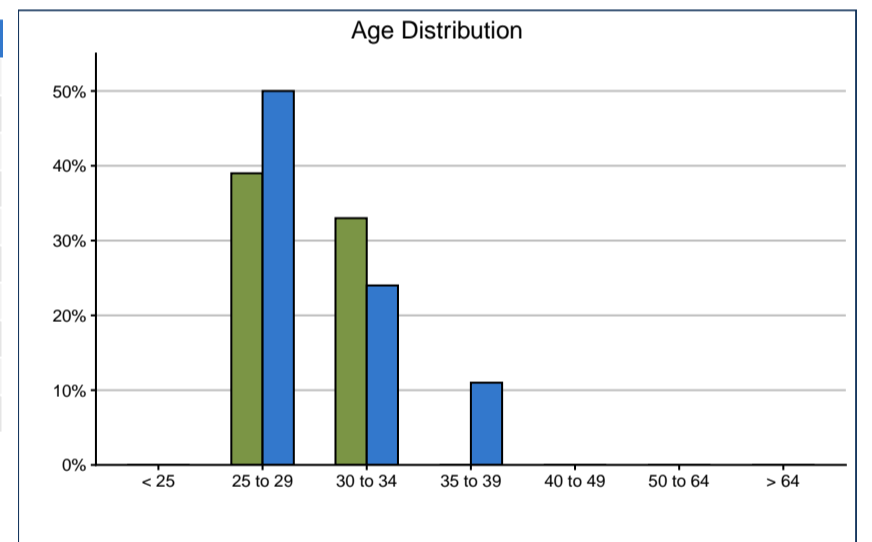
Self-Reporting Subgroups:	52.0301		CAM	
Indigenous	0	0%	~	~
International	~	~	~	~



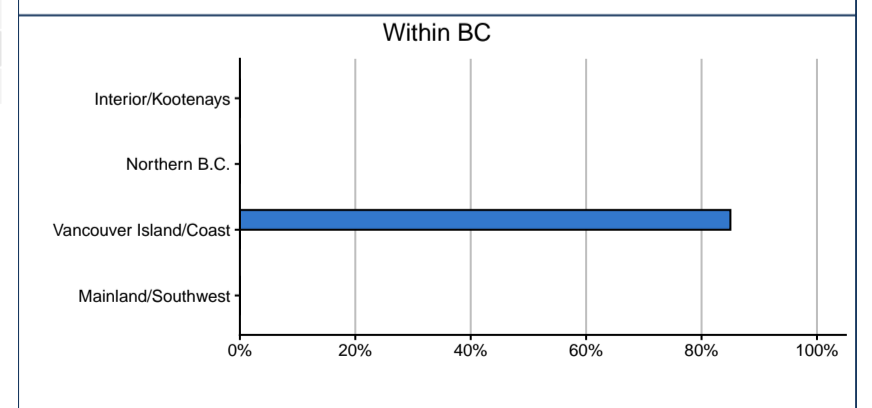
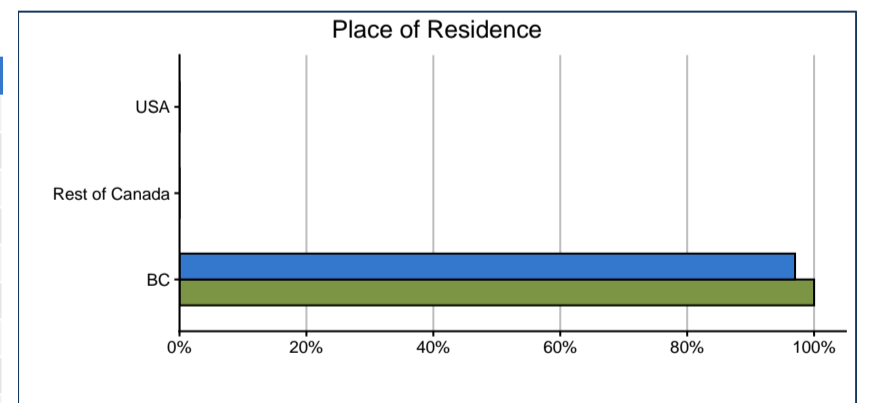
Gender:*	52.0301		CAM	
Man/Boy	9	50%	19	42%
Woman/Girl	9	50%	26	58%
Total	18	100%	45	100%


*Due to zero or low counts, institution-reported "Non-Binary" demographic data are not included

Age (at time of survey):	52.0301		CAM	
< 25	~	~	~	~
25 to 29	7	39%	23	50%
30 to 34	6	33%	11	24%
35 to 39	~	~	5	11%
40 to 49	~	~	~	~
50 to 64	0	0%	~	~
> 64	0	0%	0	0%
Total	18	100%	46	100%
Median Age	30		29	
Average (mean) Age	32		31	



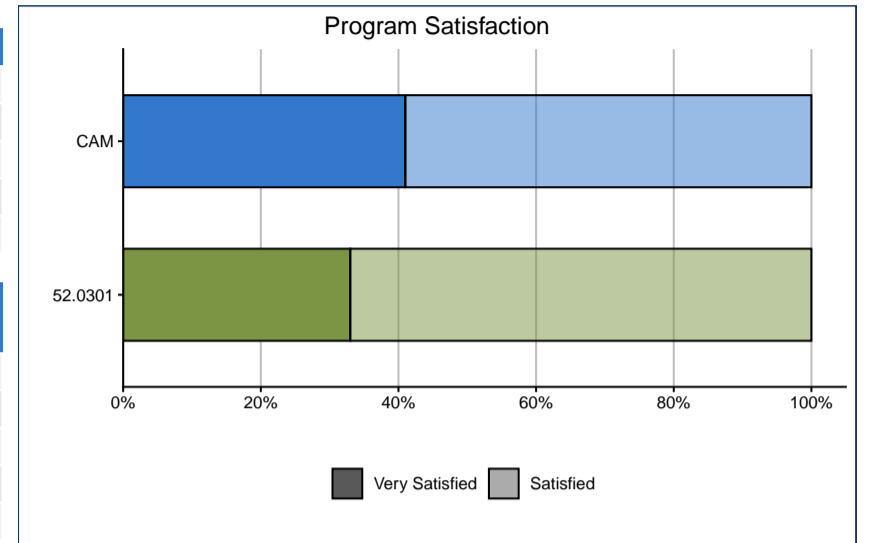
Place of Residence (at time of survey):	52.0301		CAM	
BC – Mainland/Southwest	~	~	~	~
BC – Vancouver Island/Coast	~	~	33	85%
BC – Northern B.C.	0	0%	~	~
BC – Interior/Kootenays	0	0%	~	~
BC Subtotal	16	100%	38	97%
Canada – Alberta	0	0%	~	~
Canada – Ontario	0	0%	~	~
Canada – Other	0	0%	~	~
U.S.A.	0	0%	~	~
Non-BC Subtotal	0	0%	~	~
Total	16	100%	~	~





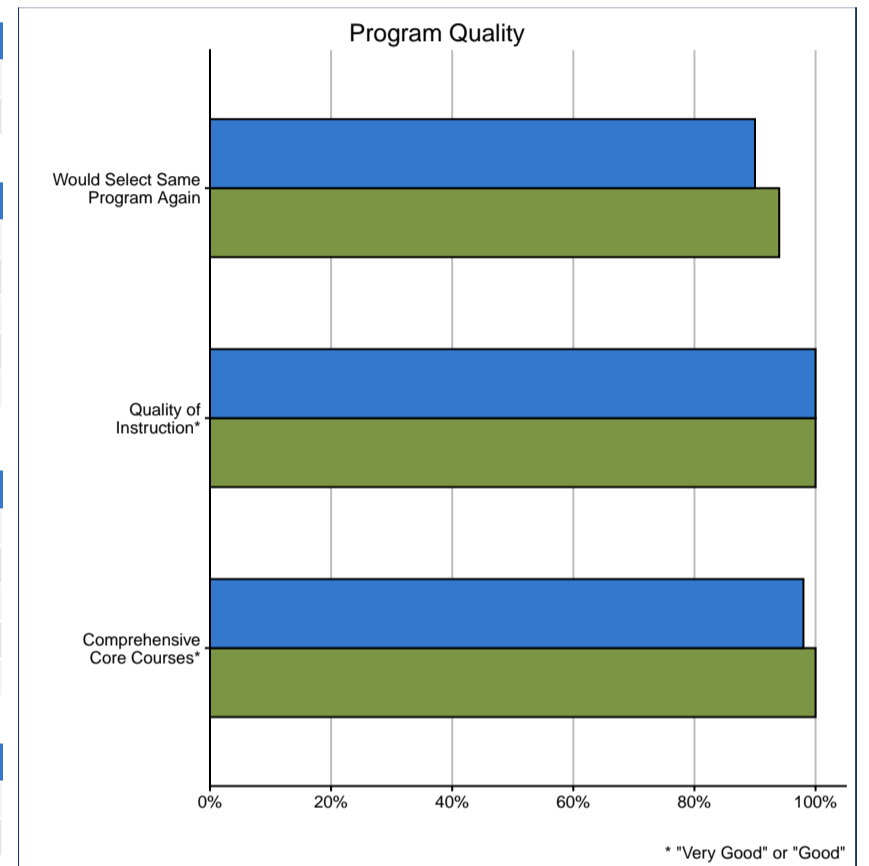
EDUCATION EVALUATION AND SKILL DEVELOPMENT

Program Satisfaction:	52.0301		CAM	
Very Satisfied	6	33%	19	41%
Satisfied	12	67%	27	59%
Dissatisfied	0	0%	0	0%
Very Dissatisfied	0	0%	0	0%
Total	18	100%	46	100%



Usefulness of Knowledge, Skills, and Abilities Acquired during Program in Work:	52.0301		CAM	
Very Useful	9	60%	20	51%
Somewhat Useful	6	40%	17	44%
Not Very Useful	0	0%	2	5%
Not at All Useful	0	0%	0	0%
Total	15	100%	39	100%

Would select the same program again:	52.0301		CAM	
Yes	15	94%	37	90%
No	1	6%	4	10%

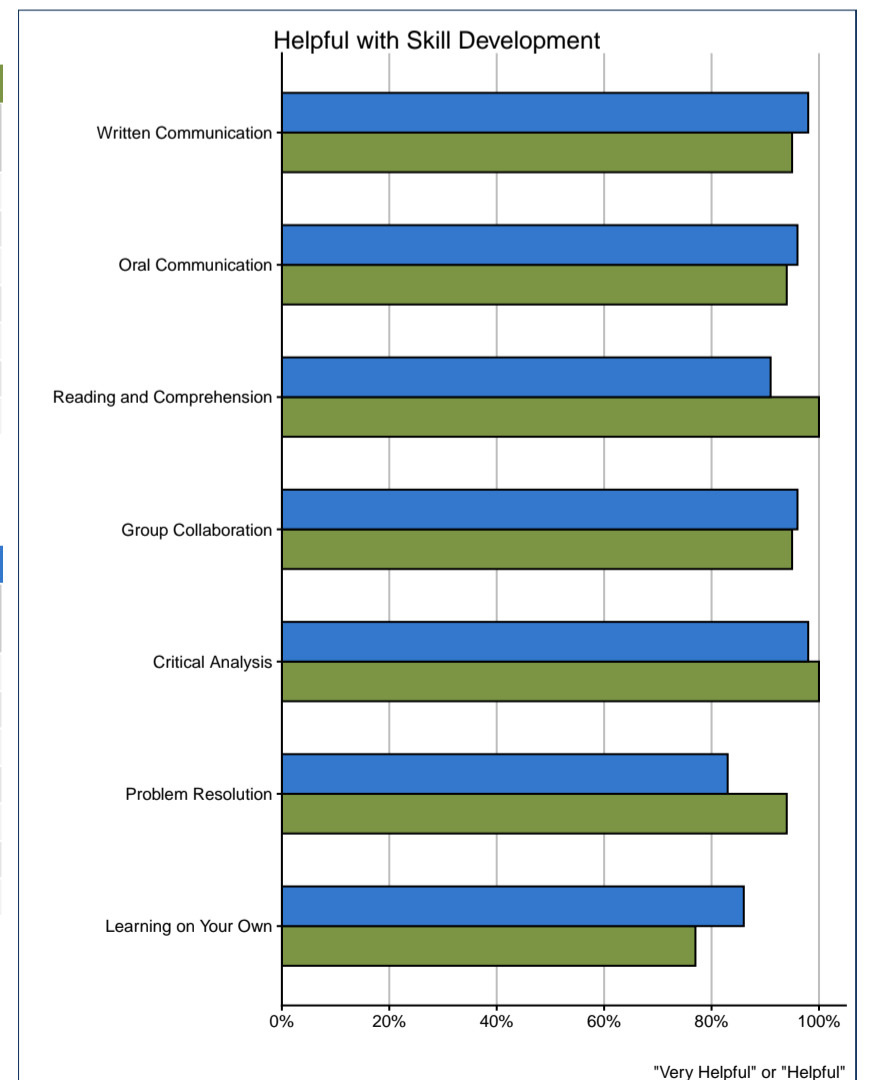


Quality of Instruction:	52.0301		CAM	
Very Good	8	44%	23	50%
Good	10	56%	23	50%
Poor	0	0%	0	0%
Very Poor	0	0%	0	0%
Total	18	100%	46	100%


Comprehensiveness of Core Courses:	52.0301		CAM	
Very Good	6	33%	17	39%
Good	12	67%	26	59%
Poor	0	0%	1	2%
Very Poor	0	0%	0	0%
Total	18	100%	44	100%

Financial Constraints:	52.0301		CAM	
Had to interrupt studies for financial reasons	1	6%	1	2%
Had to take program part-time for financial reasons	3	17%	7	16%

Skill Development: How helpful was institution?	52.0301				# Resp.
	Very Helpful	Helpful	Not Very Helpful	Not at All Helpful	
Written Communication	28%	67%	6%	0%	18
Oral Communication	18%	76%	6%	0%	17
Reading and Comprehension	41%	59%	0%	0%	17
Group Collaboration	28%	67%	6%	0%	18
Critical Analysis	41%	59%	0%	0%	17
Problem Resolution	29%	65%	6%	0%	17
Learning on Your Own	44%	33%	22%	0%	18

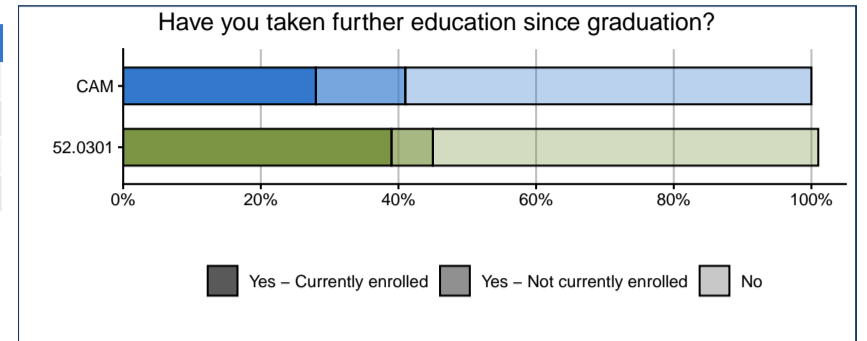


Skill Development: How helpful was institution?	CAM				# Resp.
	Very Helpful	Helpful	Not Very Helpful	Not at All Helpful	
Written Communication	32%	66%	2%	0%	44
Oral Communication	27%	69%	4%	0%	45
Reading and Comprehension	39%	52%	7%	2%	44
Group Collaboration	39%	57%	4%	0%	46
Critical Analysis	48%	50%	2%	0%	44
Problem Resolution	30%	53%	16%	0%	43
Learning on Your Own	43%	43%	14%	0%	44

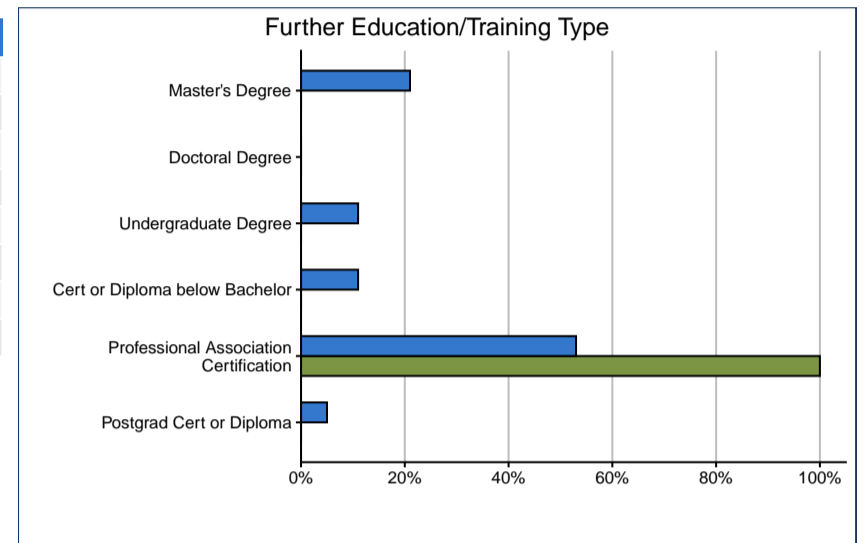


FURTHER EDUCATION

Took further education since 2023 graduation:	52.0301		CAM	
Yes – Currently enrolled	7	39%	13	28%
Yes – Not currently enrolled	1	6%	6	13%
No	10	56%	27	59%
Total	18	100%	46	100%

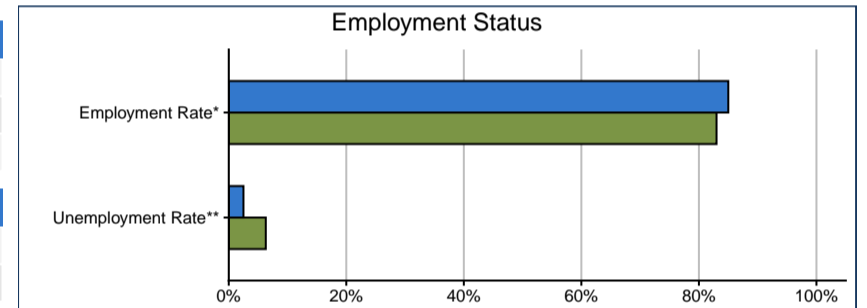


Type of Formal Post-Secondary Education:	52.0301		CAM	
Master's Degree	0	0%	4	21%
Doctoral Degree	0	0%	0	0%
Another Undergraduate Degree	0	0%	2	11%
Certificate or Diploma below Bachelor Level	0	0%	2	11%
Professional Association Certification	8	100%	10	53%
Postgraduate Certificate or Diploma	0	0%	1	5%
Other	0	0%	0	0%
Total	8	100%	19	100%



EMPLOYMENT

Labour Force Status:	52.0301		CAM	
In Labour Force (working or seeking work)	16	89%	40	93%
Not in Labour Force	2	11%	3	7%
Total	18	100%	43	100%

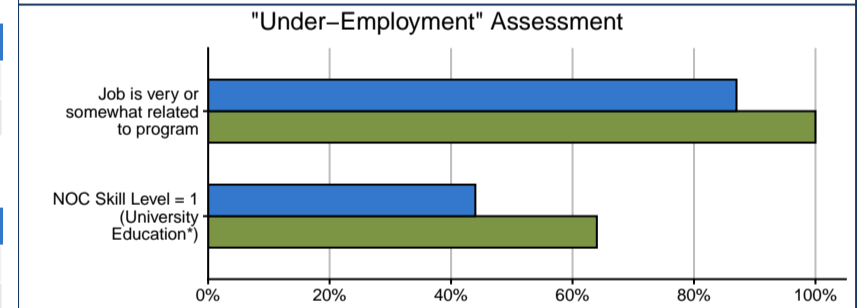


Employment:	52.0301		CAM	
Employment Rate*	15	83%	39	85%
Unemployment Rate**	1	6.3%	1	2.5%

*Percent = Total employed divided by total number of respondents
**Percent = Total unemployed divided by total number in labour force

"Under-Employment" Assessment:	52.0301		CAM	
Job is very or somewhat related to program	15	100%	34	87%
NOC Skill Level = 1 (University Education)*	9	64%	16	44%

*Of total valid responses; NOC 2021 (TEER)



How related is your main job to your program?	52.0301		CAM	
Very Related	14	93%	26	67%
Somewhat Related	1	7%	8	21%
Not Very Related	0	0%	4	10%
Not at All Related	0	0%	1	3%
Total	15	100%	39	100%

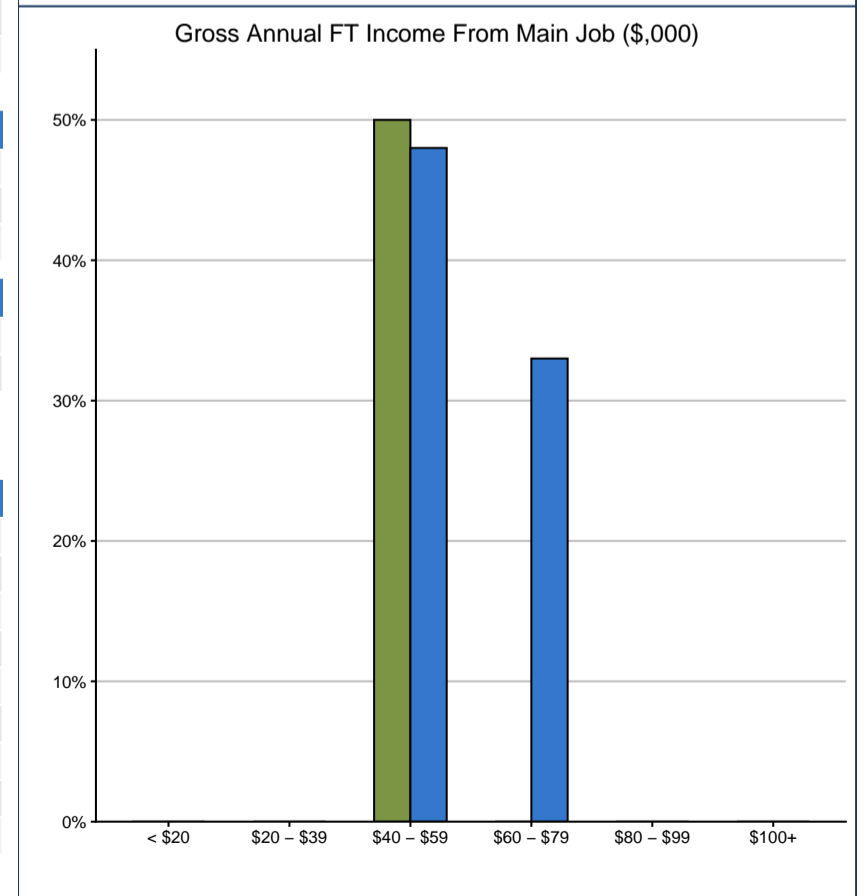
Primary Employment Type:	52.0301		CAM	
Paid Worker	15	100%	38	97%
Self-Employed	0	0%	1	3%
Total	15	100%	39	100%


Job Characteristics:	52.0301		CAM	
I hold more than one job*	0	0%	7	18%
My main job is full-time (>= 30 hours per week)**	13	100%	30	91%

*Of total employed
**Of those who provided data on hours/week worked

Gross Annual Income from Main Job:*	52.0301		CAM	
Less than \$20,000	0	0%	~	~
\$20,000 to \$39,999	0	0%	0	0%
\$40,000 to \$59,999	5	50%	13	48%
\$60,000 to \$79,999	~	~	9	33%
\$80,000 to \$99,999	~	~	~	~
\$100,000 and Above	0	0%	0	0%
Total	10	100%	27	100%
Median Annual Income (full-time) (\$)	60,000		59,500	
Average Annual Income (full-time) (\$)	64,980		62,134	

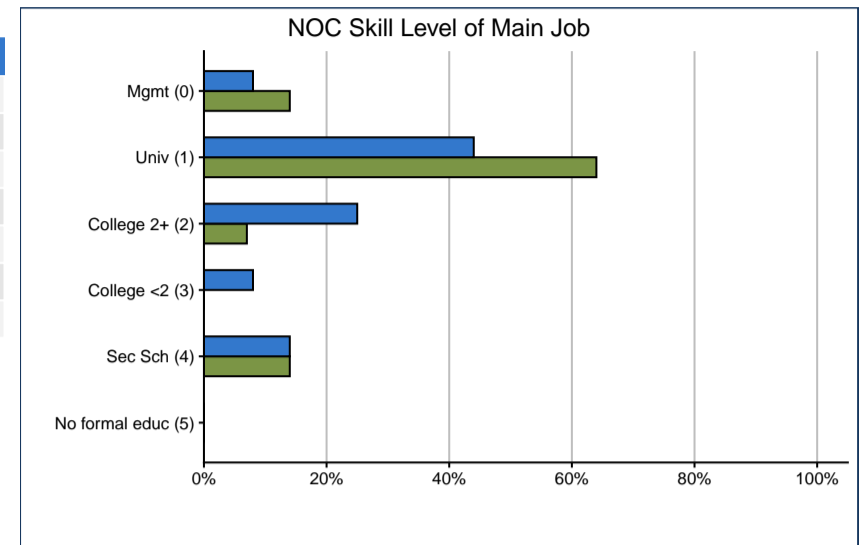
*Where data provided



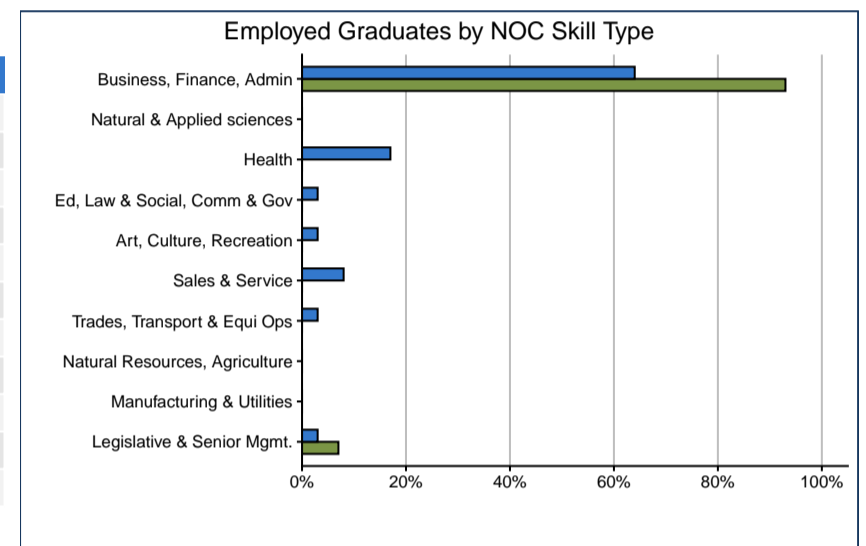


EMPLOYMENT, continued

NOC Skill Level of Main Job (NOC 2021 (TEER)):	52.0301		CAM	
0. Management	2	14%	3	8%
1. University education	9	64%	16	44%
2. College education/trade apprenticeship (2+ years)	1	7%	9	25%
3. College education/trade apprenticeship (<2 years)	0	0%	3	8%
4. Secondary school + job-specific training	2	14%	5	14%
5. No formal education	0	0%	0	0%
Total	14	100%	36	100%



NOC Skill Type of Main Job (NOC 2021):	52.0301		CAM	
Legislative and senior management	1	7%	1	3%
Business, finance & administration	13	93%	23	64%
Natural & applied sciences & related	0	0%	0	0%
Health	0	0%	6	17%
Education, law and social, community & government	0	0%	1	3%
Art, culture, recreation & sport	0	0%	1	3%
Sales & service	0	0%	3	8%
Trades, transport & equipment operators & related	0	0%	1	3%
Natural resources, agriculture & related production	0	0%	0	0%
Manufacturing & utilities	0	0%	0	0%
Total	14	100%	36	100%




Top 10 Full-Time Occupations of 52.0301 Graduates*:				52.0301
NOC_2021	NOC Skill Level	Description		% Employed FT in this Occ.**
11100	1	Financial auditors and accountants		53%
*				
*				
*				
*				
*				
*				
*				
*				
*				

* Data not displayed where n < 5; NOC 2021
 ** Percentages cited are of those employed

Top 10 Full-Time Occupations of CAM Graduates*:				CAM
NOC_2021	NOC Skill Level	Description		% Employed FT in this Occ.**
11100	1	Financial auditors and accountants		23%
*				
*				
*				
*				
*				
*				
*				
*				
*				

* Data not displayed where n < 5; NOC 2021
 ** Percentages cited are of those employed



EDUCATION FINANCING

Funding Sources:*	52.0301		CAM	
Personal savings, investments	3	17%	9	20%
Employment while studying	3	17%	5	11%
Family/Friends	7	39%	12	27%
Personal bank loans	0	0%	0	0%
Government student loans	4	22%	11	24%
Scholarships/Bursaries/Grants	0	0%	4	9%
Other	1	6%	4	9%
Total	18		45	

* Percentage of respondents who identified this as their primary source

Financial Debt Incurred to Finance Bac. Ed.:*	52.0301		CAM	
Incurred any form of financial debt	4	22%	15	33%
Incurred government-sponsored student loan debt	4	22%	13	29%

* Percentage of respondents who provided data

Financial Debt Amount:*	52.0301		CAM	
< \$1,000	0	0%	0	0%
\$1,000 to \$4,999	0	0%	0	0%
\$5,000 to \$9,999	0	0%	3	27%
\$10,000 to \$14,999	0	0%	1	9%
\$15,000 to \$19,999	0	0%	1	9%
\$20,000 to \$29,999	0	0%	1	9%
\$30,000 to \$39,999	0	0%	0	0%
\$40,000 or More	3	100%	5	45%
Total	3	100%	11	100%
Median Financial Debt (\$)	45,000		20,000	

* Includes only cases where financial debt was incurred

