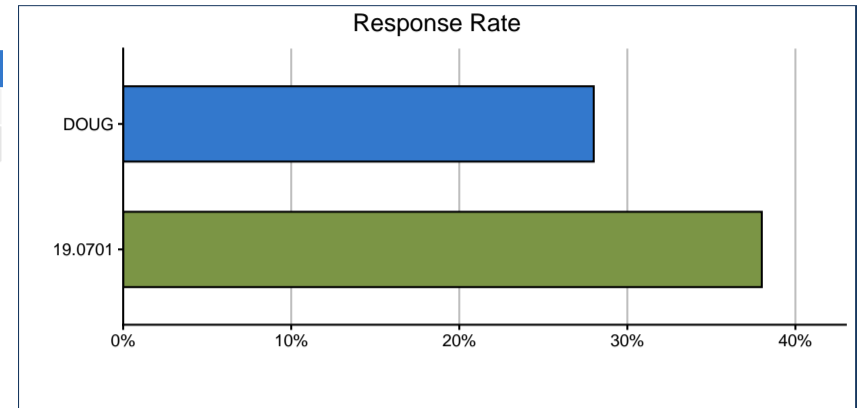



RESPONSE RATE

Survey Response Rate:	19.0701		DOUG	
Baccalaureate Graduates Survey Cohort	42	100%	561	100%
Survey Respondents and Response Rate	16	38%	158	28%



DEMOGRAPHIC INFORMATION

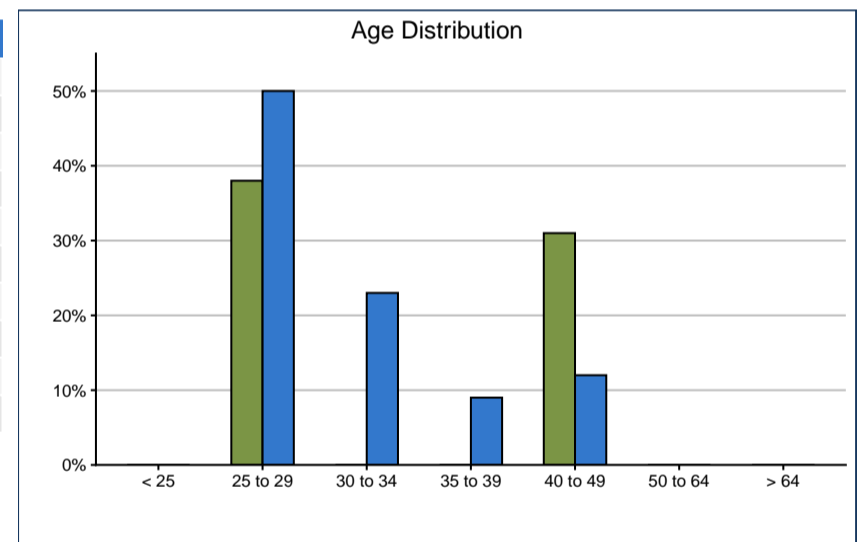
Self-Reporting Subgroups:	19.0701		DOUG	
Indigenous	~	~	~	~
International	0	0%	~	~



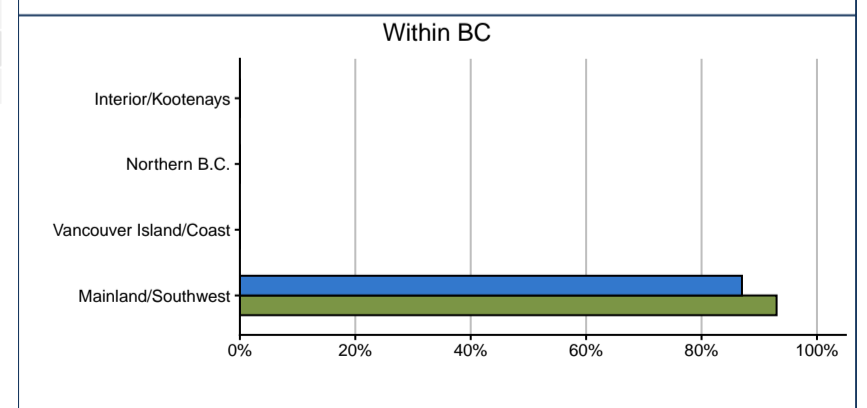
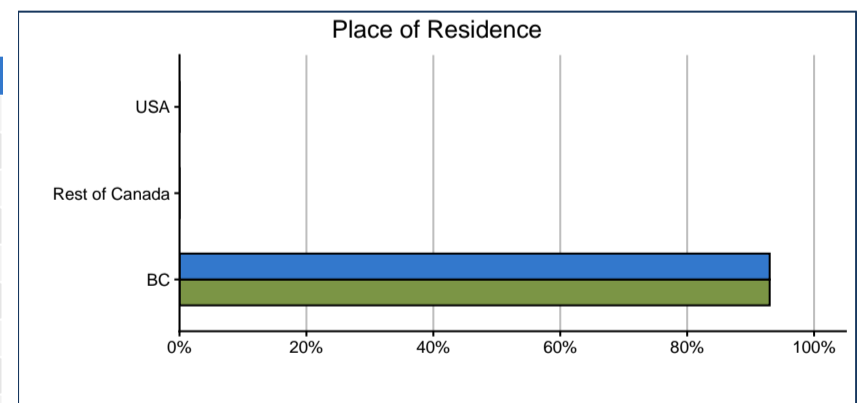
Gender:*	19.0701		DOUG	
Man/Boy	~	~	46	30%
Woman/Girl	~	~	109	70%
Total	16	100%	155	100%

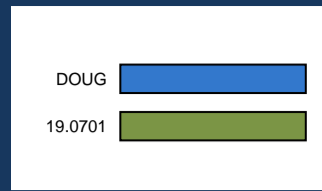
*Due to zero or low counts, institution-reported "Non-Binary" demographic data are not included

Age (at time of survey):	19.0701		DOUG	
< 25	0	0%	~	~
25 to 29	6	38%	79	50%
30 to 34	~	~	37	23%
35 to 39	~	~	14	9%
40 to 49	5	31%	19	12%
50 to 64	0	0%	~	~
> 64	0	0%	0	0%
Total	16	100%	158	100%
Median Age	32		29	
Average (mean) Age	34		32	



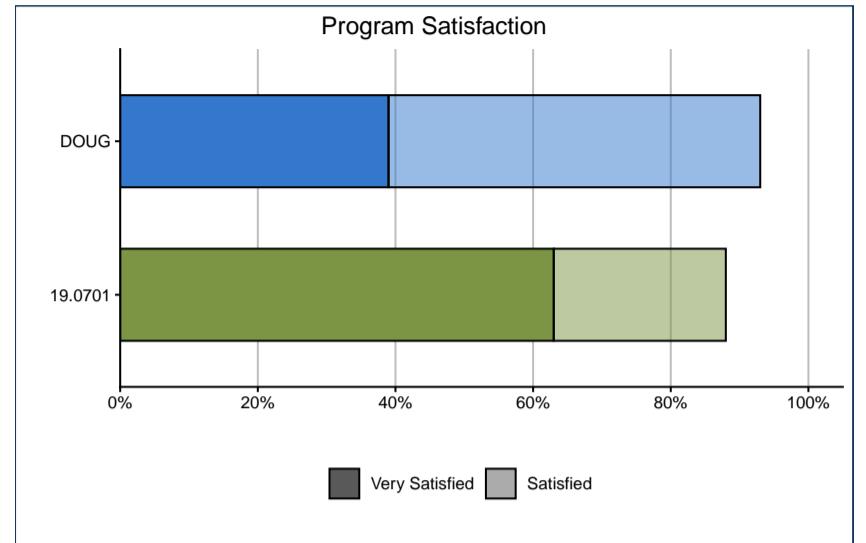
Place of Residence (at time of survey):	19.0701		DOUG	
BC – Mainland/Southwest	13	93%	128	87%
BC – Vancouver Island/Coast	0	0%	~	~
BC – Northern B.C.	0	0%	0	0%
BC – Interior/Kootenays	0	0%	~	~
BC Subtotal	13	93%	136	93%
Canada – Alberta	~	~	~	~
Canada – Ontario	~	~	~	~
Canada – Other	~	~	~	~
U.S.A.	~	~	0	0%
Non-BC Subtotal	~	~	11	7%
Total	~	~	147	100%





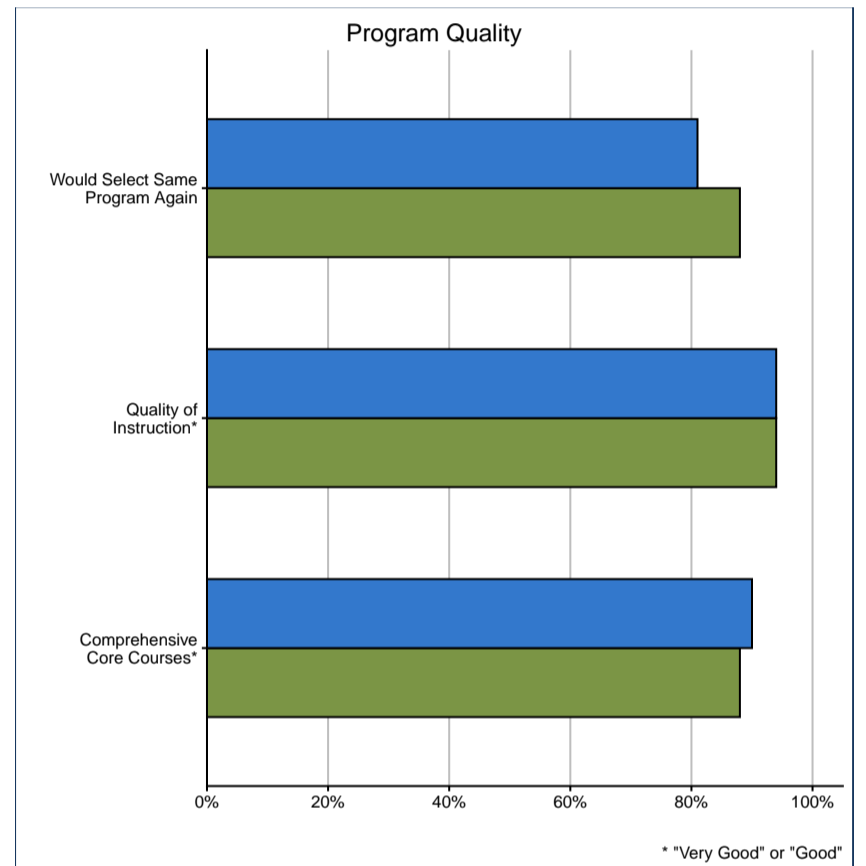
EDUCATION EVALUATION AND SKILL DEVELOPMENT

Program Satisfaction:	19.0701		DOUG	
Very Satisfied	10	63%	61	39%
Satisfied	4	25%	84	54%
Dissatisfied	2	13%	11	7%
Very Dissatisfied	0	0%	1	1%
Total	16	100%	157	100%



Usefulness of Knowledge, Skills, and Abilities Acquired during Program in Work:	19.0701		DOUG	
Very Useful	11	73%	84	58%
Somewhat Useful	3	20%	51	35%
Not Very Useful	0	0%	6	4%
Not at All Useful	1	7%	4	3%
Total	15	100%	145	100%

Would select the same program again:	19.0701		DOUG	
Yes	14	88%	112	81%
No	2	13%	27	19%

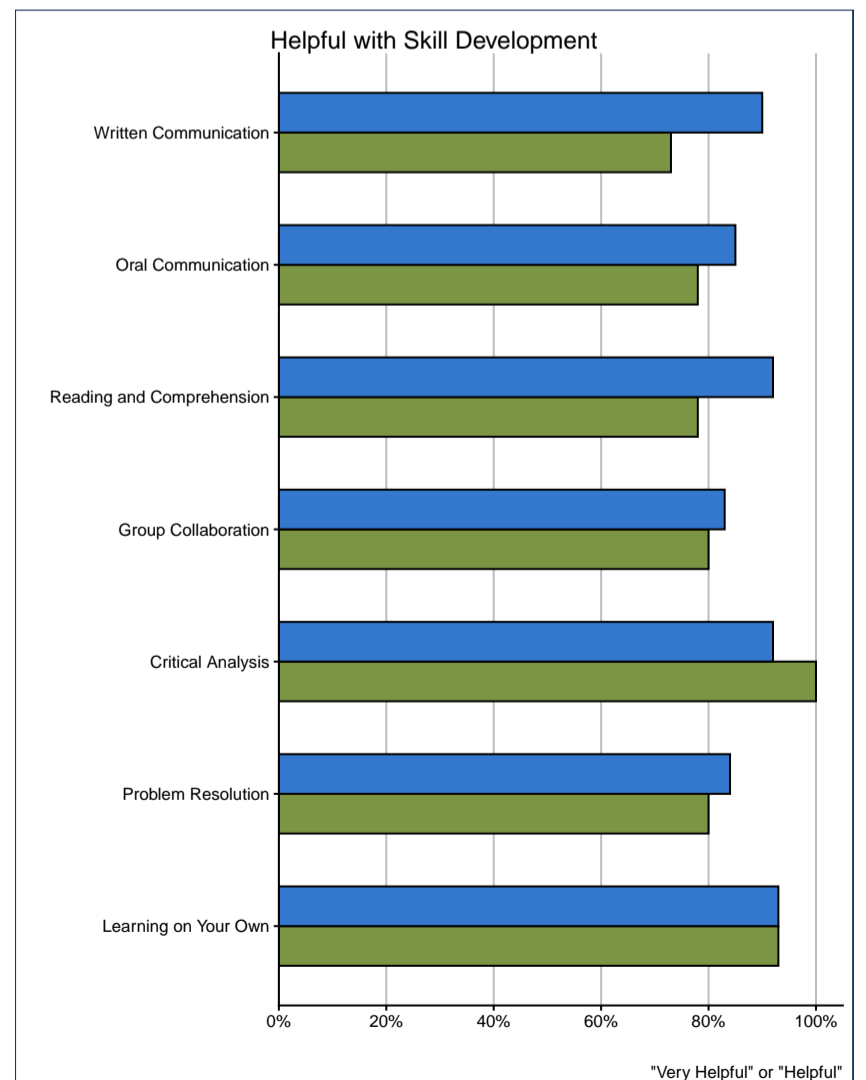


Quality of Instruction:	19.0701		DOUG	
Very Good	8	50%	59	38%
Good	7	44%	88	56%
Poor	1	6%	9	6%
Very Poor	0	0%	1	1%
Total	16	100%	157	100%

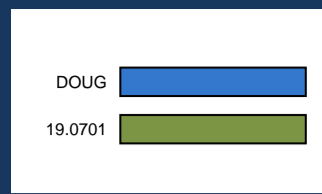
Comprehensiveness of Core Courses:	19.0701		DOUG	
Very Good	8	50%	59	38%
Good	6	38%	80	52%
Poor	2	13%	14	9%
Very Poor	0	0%	2	1%
Total	16	100%	155	100%

Financial Constraints:	19.0701		DOUG	
Had to interrupt studies for financial reasons	3	21%	32	21%
Had to take program part-time for financial reasons	4	27%	47	31%

Skill Development: How helpful was institution?	19.0701				# Resp.
	Very Helpful	Helpful	Not Very Helpful	Not at All Helpful	
Written Communication	13%	60%	27%	0%	15
Oral Communication	21%	57%	21%	0%	14
Reading and Comprehension	14%	64%	14%	7%	14
Group Collaboration	27%	53%	13%	7%	15
Critical Analysis	31%	69%	0%	0%	16
Problem Resolution	13%	67%	13%	7%	15
Learning on Your Own	36%	57%	7%	0%	14

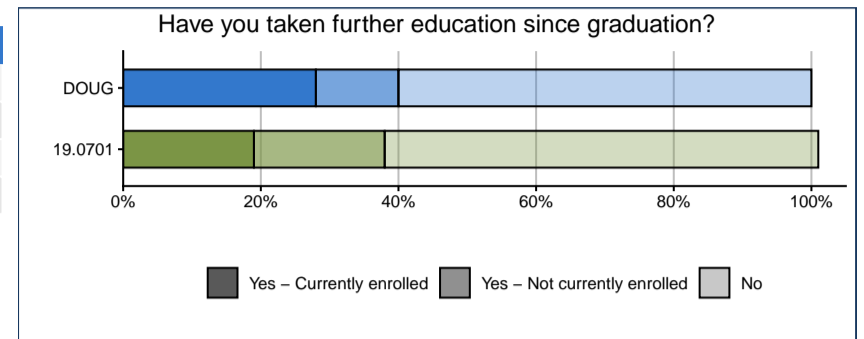


Skill Development: How helpful was institution?	DOUG				# Resp.
	Very Helpful	Helpful	Not Very Helpful	Not at All Helpful	
Written Communication	30%	60%	10%	1%	151
Oral Communication	28%	57%	14%	1%	152
Reading and Comprehension	29%	63%	7%	1%	151
Group Collaboration	38%	45%	14%	3%	155
Critical Analysis	38%	54%	6%	1%	157
Problem Resolution	28%	56%	16%	1%	152
Learning on Your Own	39%	54%	7%	0%	154

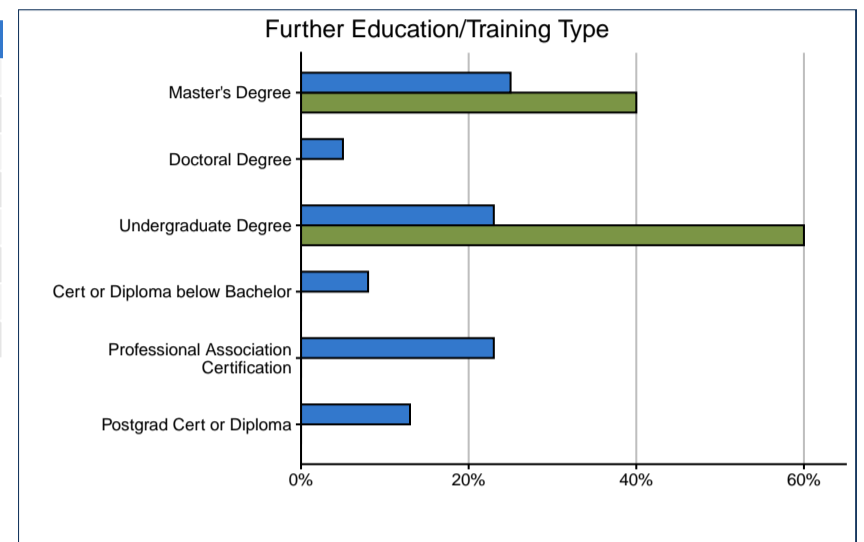


FURTHER EDUCATION

Took further education since 2023 graduation:	19.0701		DOUG	
Yes – Currently enrolled	3	19%	44	28%
Yes – Not currently enrolled	3	19%	19	12%
No	10	63%	95	60%
Total	16	100%	158	100%

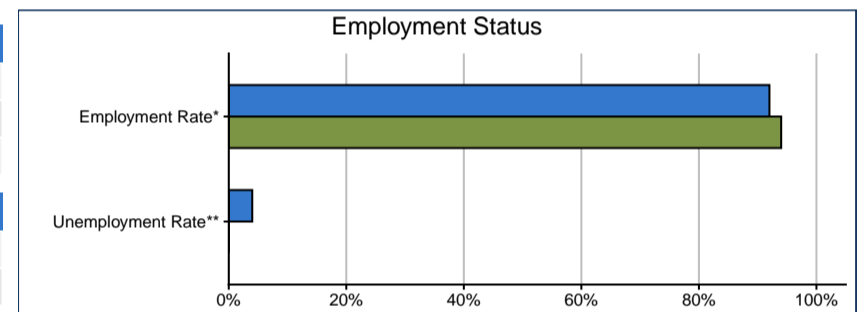


Type of Formal Post-Secondary Education:	19.0701		DOUG	
Master's Degree	2	40%	15	25%
Doctoral Degree	0	0%	3	5%
Another Undergraduate Degree	3	60%	14	23%
Certificate or Diploma below Bachelor Level	0	0%	5	8%
Professional Association Certification	0	0%	14	23%
Postgraduate Certificate or Diploma	0	0%	8	13%
Other	0	0%	2	3%
Total	5	100%	61	100%



EMPLOYMENT

Labour Force Status:	19.0701		DOUG	
In Labour Force (working or seeking work)	15	100%	151	97%
Not in Labour Force	0	0%	5	3%
Total	15	100%	156	100%

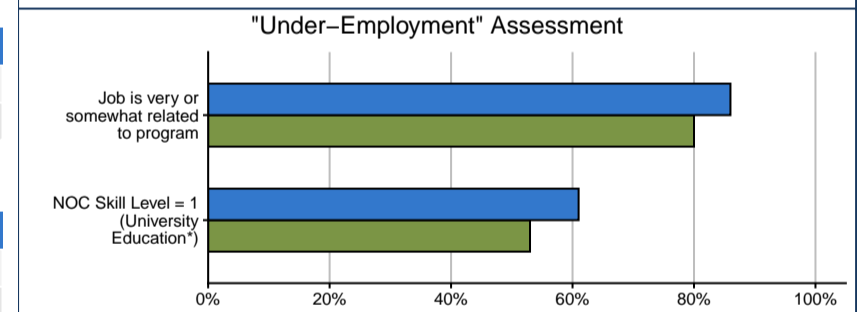


Employment:	19.0701		DOUG	
Employment Rate*	15	94%	145	92%
Unemployment Rate**	0	0.0%	6	4.0%

*Percent = Total employed divided by total number of respondents
**Percent = Total unemployed divided by total number in labour force

"Under-Employment" Assessment:	19.0701		DOUG	
Job is very or somewhat related to program	12	80%	125	86%
NOC Skill Level = 1 (University Education)*	8	53%	82	61%

*Of total valid responses; NOC 2021 (TEER)



How related is your main job to your program?	19.0701		DOUG	
Very Related	7	47%	97	67%
Somewhat Related	5	33%	28	19%
Not Very Related	1	7%	10	7%
Not at All Related	2	13%	10	7%
Total	15	100%	145	100%

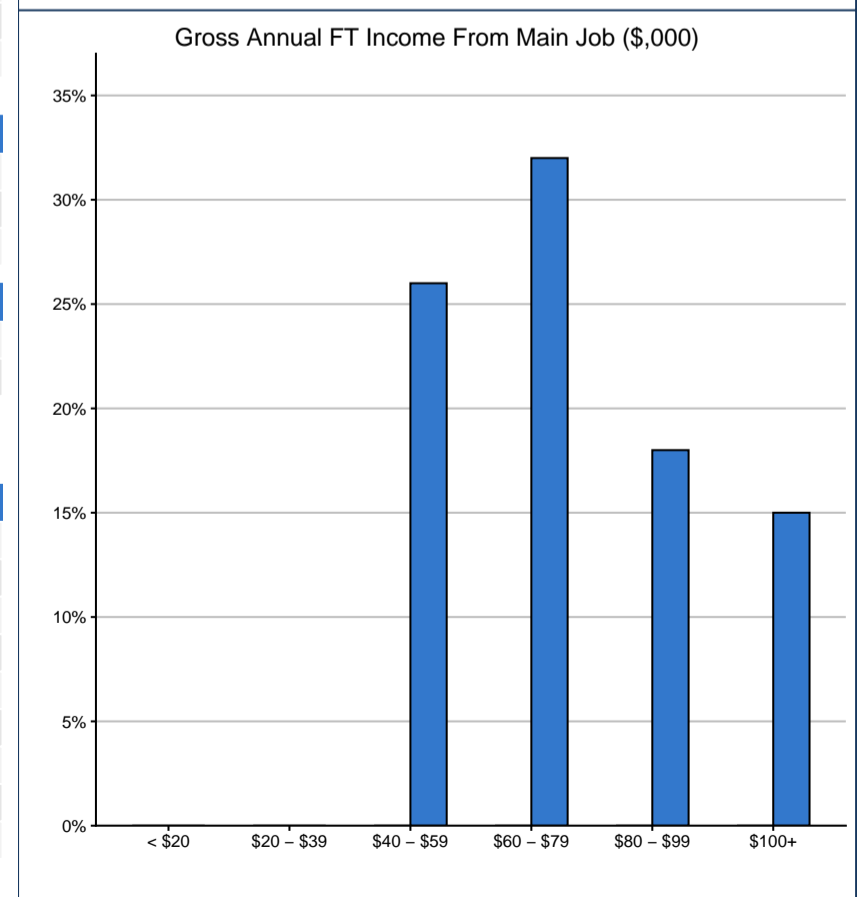
Primary Employment Type:	19.0701		DOUG	
Paid Worker	15	100%	137	95%
Self-Employed	0	0%	7	5%
Total	15	100%	144	100%

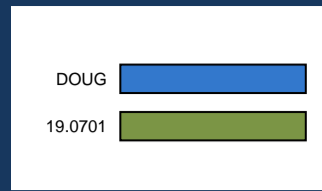
Job Characteristics:	19.0701		DOUG	
I hold more than one job*	5	33%	38	26%
My main job is full-time (>= 30 hours per week)**	13	93%	122	91%

*Of total employed
**Of those who provided data on hours/week worked

Gross Annual Income from Main Job:*	19.0701		DOUG	
Less than \$20,000	0	0%	~	~
\$20,000 to \$39,999	0	0%	~	~
\$40,000 to \$59,999	~	~	29	26%
\$60,000 to \$79,999	~	~	36	32%
\$80,000 to \$99,999	~	~	20	18%
\$100,000 and Above	0	0%	17	15%
Total	10	100%	111	100%
Median Annual Income (full-time) (\$)	71,400		75,000	
Average Annual Income (full-time) (\$)	68,694		80,181	

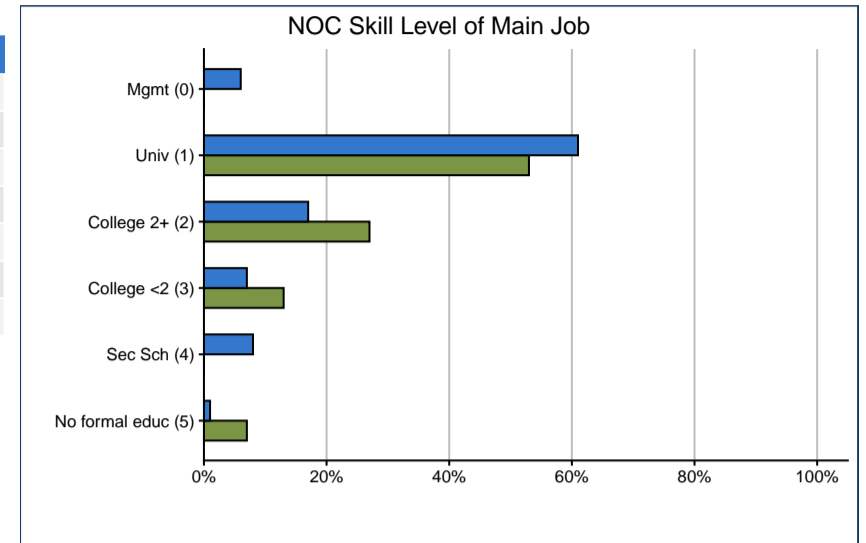
*Where data provided



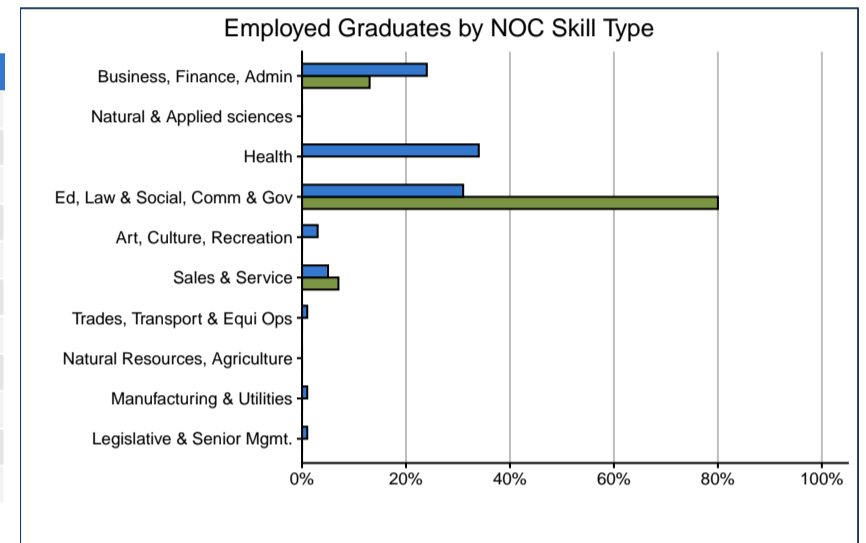


EMPLOYMENT, continued

NOC Skill Level of Main Job (NOC 2021 (TEER)):	19.0701		DOUG	
0. Management	0	0%	8	6%
1. University education	8	53%	82	61%
2. College education/trade apprenticeship (2+ years)	4	27%	23	17%
3. College education/trade apprenticeship (<2 years)	2	13%	9	7%
4. Secondary school + job-specific training	0	0%	11	8%
5. No formal education	1	7%	1	1%
Total	15	100%	134	100%



NOC Skill Type of Main Job (NOC 2021):	19.0701		DOUG	
Legislative and senior management	0	0%	1	1%
Business, finance & administration	2	13%	32	24%
Natural & applied sciences & related	0	0%	0	0%
Health	0	0%	45	34%
Education, law and social, community & government	12	80%	42	31%
Art, culture, recreation & sport	0	0%	4	3%
Sales & service	1	7%	7	5%
Trades, transport & equipment operators & related	0	0%	2	1%
Natural resources, agriculture & related production	0	0%	0	0%
Manufacturing & utilities	0	0%	1	1%
Total	15	100%	134	100%



Top 10 Full-Time Occupations of 19.0701 Graduates*:				19.0701
NOC_2021	NOC Skill Level	Description		% Employed FT in this Occ.**
*				
*				
*				
*				
*				
*				
*				
*				
*				
*				

* Data not displayed where n < 5; NOC 2021
** Percentages cited are of those employed

Top 10 Full-Time Occupations of DOUG Graduates*:				DOUG
NOC_2021	NOC Skill Level	Description		% Employed FT in this Occ.**
31301	1	Registered nurses and registered psychiatric nurses		19%
41300	1	Social workers		8%
42201	2	Social and community service workers		8%
11100	1	Financial auditors and accountants		5%
31204	1	Kinesiologists and other professional occupations in therapy and assessment		5%
XXXXX	X	Unclassified occupations		4%
*				
*				
*				
*				

* Data not displayed where n < 5; NOC 2021
** Percentages cited are of those employed

EDUCATION FINANCING

Funding Sources:*	19.0701		DOUG	
Personal savings, investments	0	0%	20	13%
Employment while studying	4	25%	33	21%
Family/Friends	1	6%	26	17%
Personal bank loans	0	0%	4	3%
Government student loans	5	31%	52	34%
Scholarships/Bursaries/Grants	1	6%	11	7%
Other	5	31%	8	5%
Total	16		154	

* Percentage of respondents who identified this as their primary source

Financial Debt Incurred to Finance Bac. Ed.:*	19.0701		DOUG	
Incurred any form of financial debt	7	44%	85	56%
Incurred government-sponsored student loan debt	5	31%	70	45%

* Percentage of respondents who provided data

Financial Debt Amount:*	19.0701		DOUG	
< \$1,000	0	0%	0	0%
\$1,000 to \$4,999	0	0%	3	5%
\$5,000 to \$9,999	0	0%	5	8%
\$10,000 to \$14,999	1	25%	10	16%
\$15,000 to \$19,999	0	0%	4	6%
\$20,000 to \$29,999	1	25%	12	19%
\$30,000 to \$39,999	0	0%	7	11%
\$40,000 or More	2	50%	21	34%
Total	4	100%	62	100%
Median Financial Debt (\$)	32,500		25,500	

* Includes only cases where financial debt was incurred

