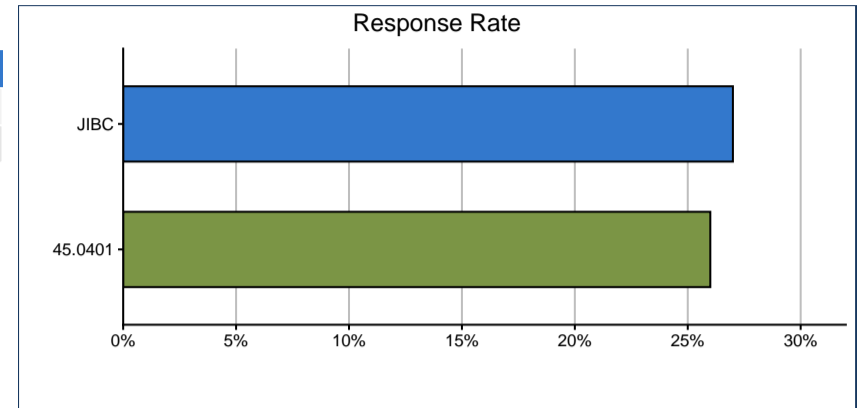



RESPONSE RATE

Survey Response Rate:	45.0401		JIBC	
Baccalaureate Graduates Survey Cohort	53	100%	62	100%
Survey Respondents and Response Rate	14	26%	17	27%



DEMOGRAPHIC INFORMATION

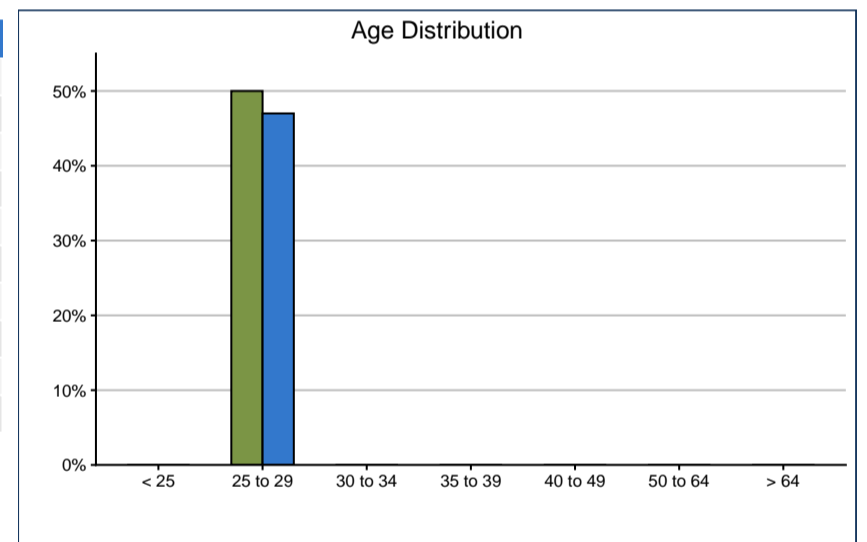
Self-Reporting Subgroups:	45.0401		JIBC	
Indigenous	0	0%	0	0%
International	0	0%	0	0%



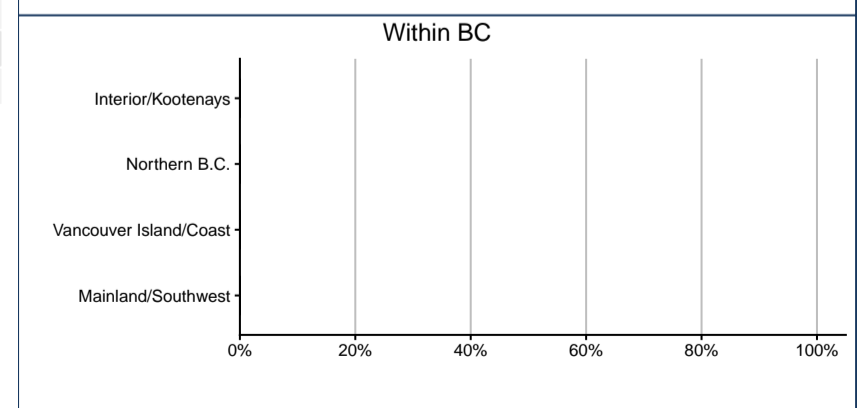
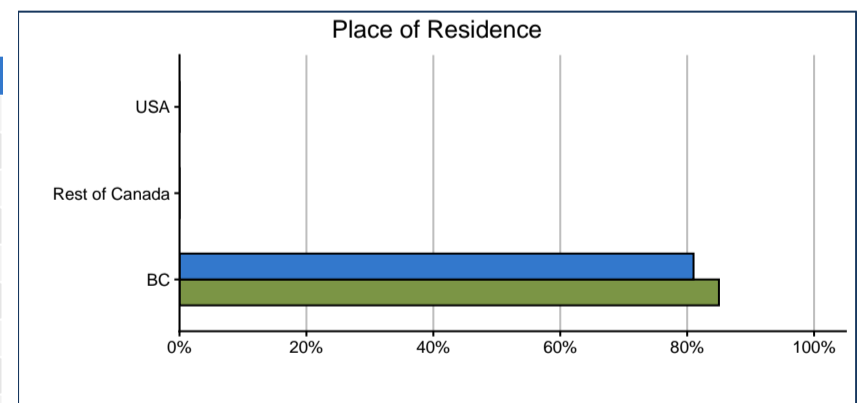
Gender:*	45.0401		JIBC	
Man/Boy	7	50%	7	41%
Woman/Girl	7	50%	10	59%
Total	14	100%	17	100%

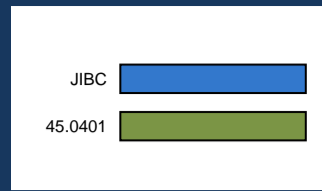
*Due to zero or low counts, institution-reported "Non-Binary" demographic data are not included

Age (at time of survey):	45.0401		JIBC	
< 25	~	~	~	~
25 to 29	7	50%	8	47%
30 to 34	~	~	~	~
35 to 39	~	~	~	~
40 to 49	~	~	~	~
50 to 64	0	0%	~	~
> 64	0	0%	0	0%
Total	14	100%	17	100%
Median Age	26		26	
Average (mean) Age	29		31	



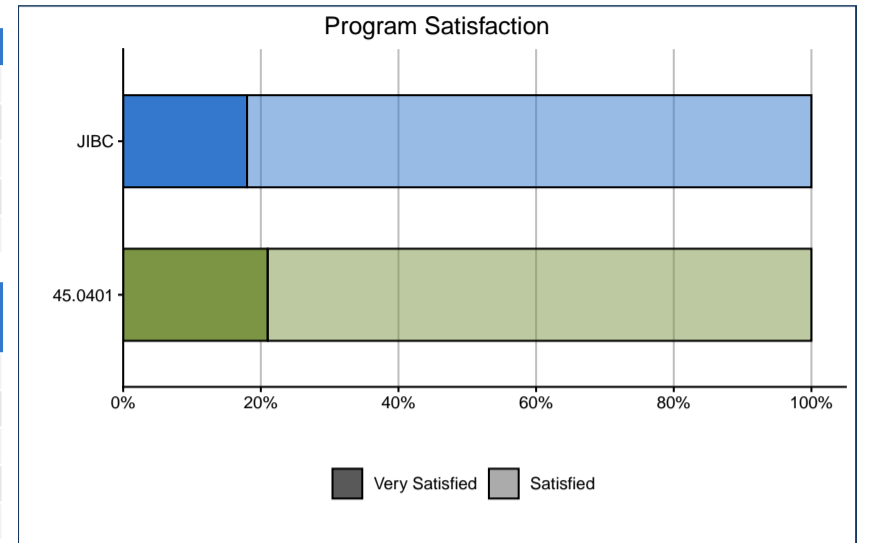
Place of Residence (at time of survey):	45.0401		JIBC	
BC – Mainland/Southwest	~	~	~	~
BC – Vancouver Island/Coast	0	0%	~	~
BC – Northern B.C.	~	~	~	~
BC – Interior/Kootenays	~	~	~	~
BC Subtotal	11	85%	13	81%
Canada – Alberta	~	~	~	~
Canada – Ontario	~	~	0	0%
Canada – Other	~	~	~	~
U.S.A.	~	~	0	0%
Non-BC Subtotal	~	~	~	~
Total	~	~	~	~





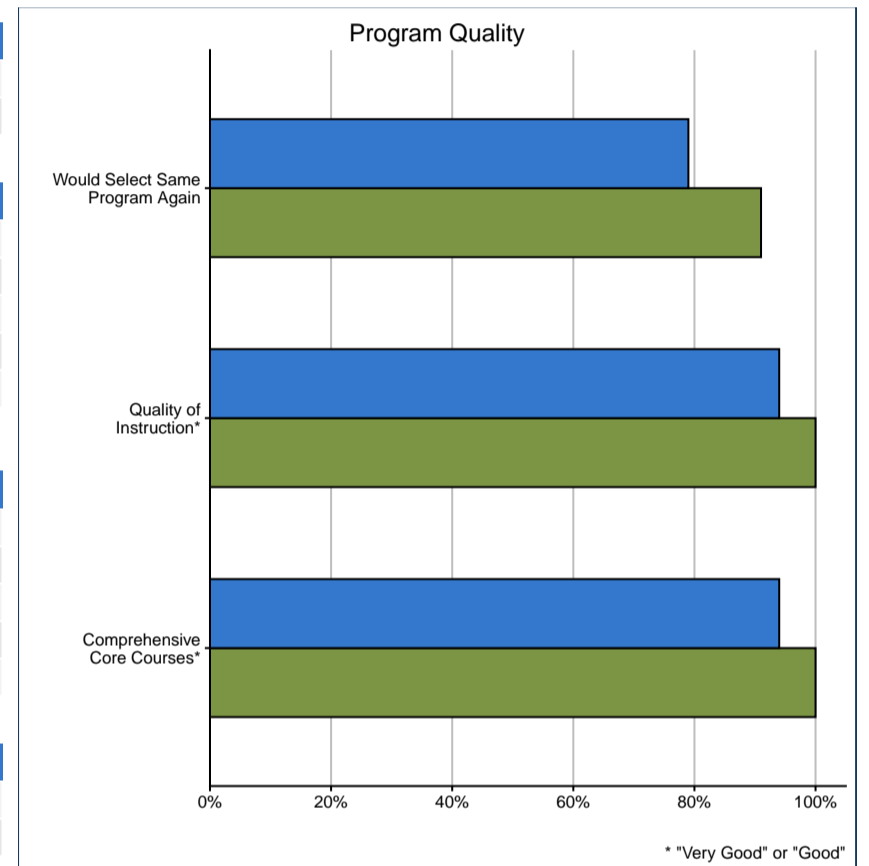
EDUCATION EVALUATION AND SKILL DEVELOPMENT

Program Satisfaction:	45.0401		JIBC	
Very Satisfied	3	21%	3	18%
Satisfied	11	79%	14	82%
Dissatisfied	0	0%	0	0%
Very Dissatisfied	0	0%	0	0%
Total	14	100%	17	100%



Usefulness of Knowledge, Skills, and Abilities Acquired during Program in Work:	45.0401		JIBC	
Very Useful	4	31%	6	38%
Somewhat Useful	7	54%	7	44%
Not Very Useful	2	15%	3	19%
Not at All Useful	0	0%	0	0%
Total	13	100%	16	100%

Would select the same program again:	45.0401		JIBC	
Yes	10	91%	11	79%
No	1	9%	3	21%

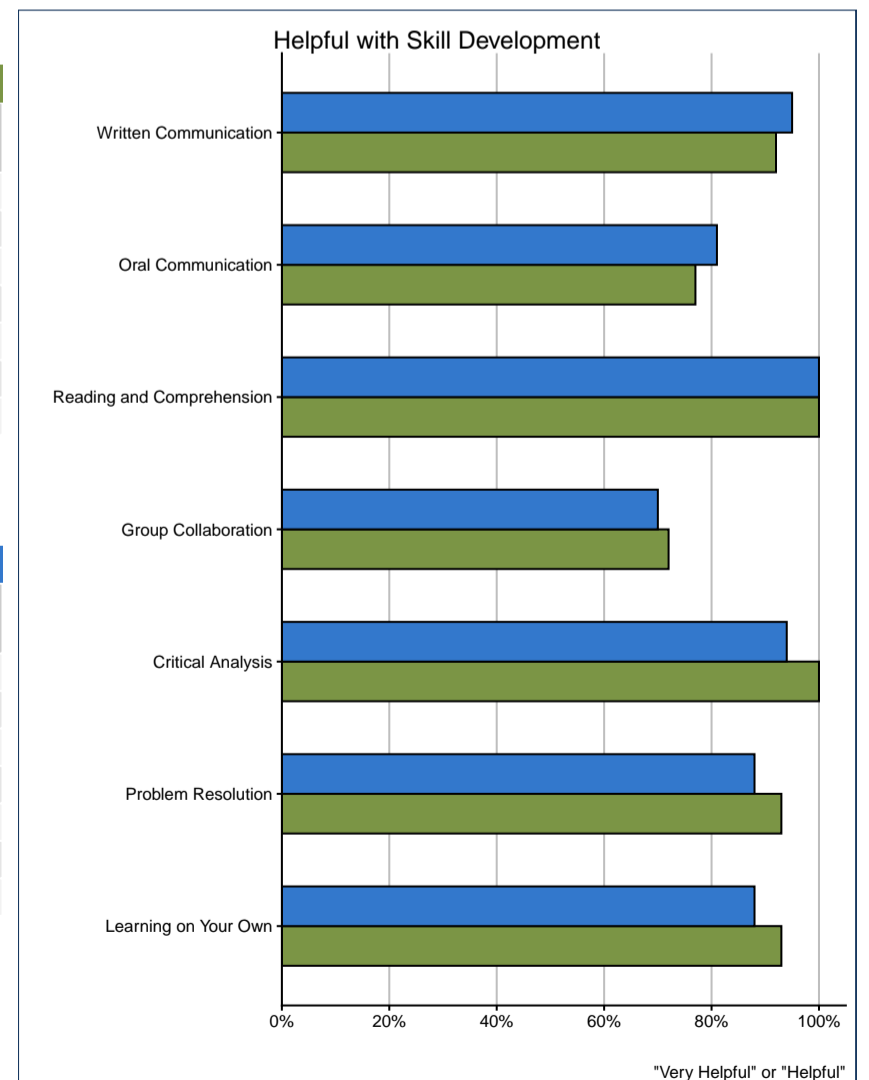


Quality of Instruction:	45.0401		JIBC	
Very Good	5	36%	5	29%
Good	9	64%	11	65%
Poor	0	0%	1	6%
Very Poor	0	0%	0	0%
Total	14	100%	17	100%

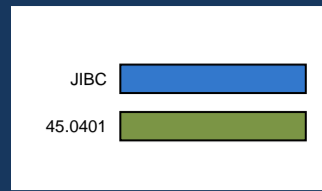
Comprehensiveness of Core Courses:	45.0401		JIBC	
Very Good	5	36%	5	29%
Good	9	64%	11	65%
Poor	0	0%	1	6%
Very Poor	0	0%	0	0%
Total	14	100%	17	100%

Financial Constraints:	45.0401		JIBC	
Had to interrupt studies for financial reasons	1	8%	2	13%
Had to take program part-time for financial reasons	5	36%	8	47%

Skill Development: How helpful was institution?	45.0401				# Resp.
	Very Helpful	Helpful	Not Very Helpful	Not at All Helpful	
Written Communication	21%	71%	7%	0%	14
Oral Communication	31%	46%	23%	0%	13
Reading and Comprehension	31%	69%	0%	0%	13
Group Collaboration	36%	36%	29%	0%	14
Critical Analysis	29%	71%	0%	0%	14
Problem Resolution	36%	57%	7%	0%	14
Learning on Your Own	57%	36%	7%	0%	14

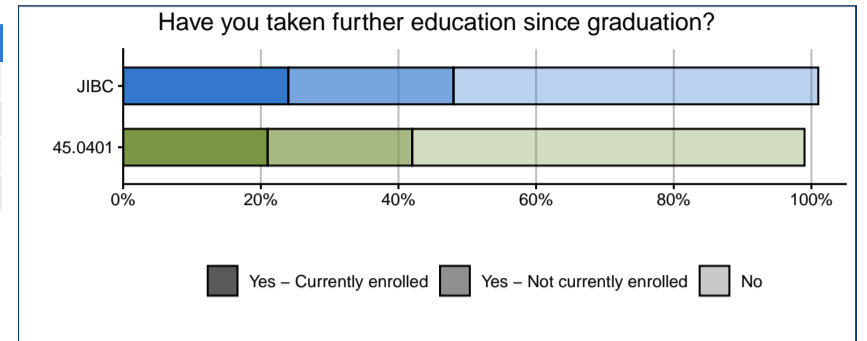


Skill Development: How helpful was institution?	JIBC				# Resp.
	Very Helpful	Helpful	Not Very Helpful	Not at All Helpful	
Written Communication	24%	71%	6%	0%	17
Oral Communication	25%	56%	19%	0%	16
Reading and Comprehension	25%	75%	0%	0%	16
Group Collaboration	35%	35%	29%	0%	17
Critical Analysis	35%	59%	6%	0%	17
Problem Resolution	35%	53%	12%	0%	17
Learning on Your Own	59%	29%	12%	0%	17

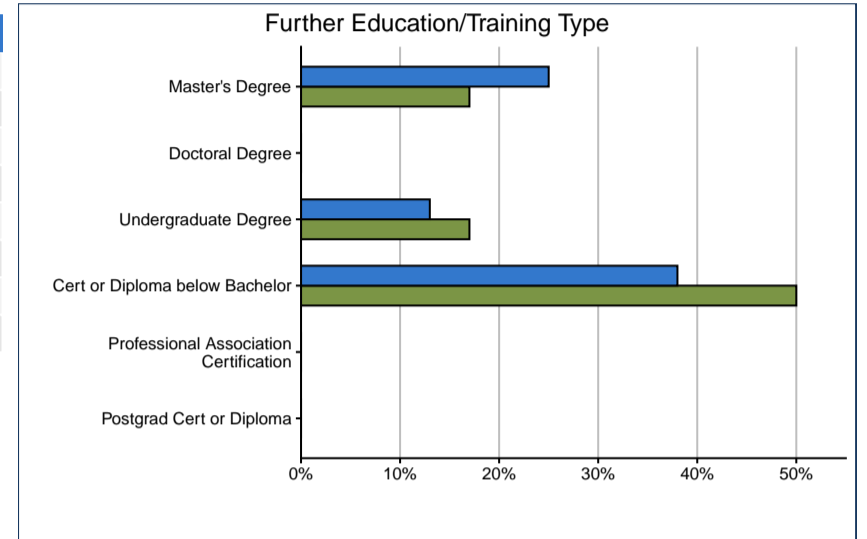


FURTHER EDUCATION

Took further education since 2023 graduation:	45.0401		JIBC	
Yes – Currently enrolled	3	21%	4	24%
Yes – Not currently enrolled	3	21%	4	24%
No	8	57%	9	53%
Total	14	100%	17	100%

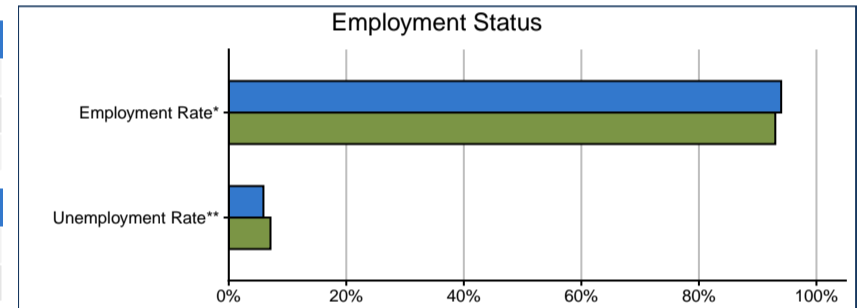


Type of Formal Post-Secondary Education:	45.0401		JIBC	
Master's Degree	1	17%	2	25%
Doctoral Degree	0	0%	0	0%
Another Undergraduate Degree	1	17%	1	13%
Certificate or Diploma below Bachelor Level	3	50%	3	38%
Professional Association Certification	0	0%	0	0%
Postgraduate Certificate or Diploma	0	0%	0	0%
Other	1	17%	2	25%
Total	6	100%	8	100%



EMPLOYMENT

Labour Force Status:	45.0401		JIBC	
In Labour Force (working or seeking work)	14	100%	17	100%
Not in Labour Force	0	0%	0	0%
Total	14	100%	17	100%

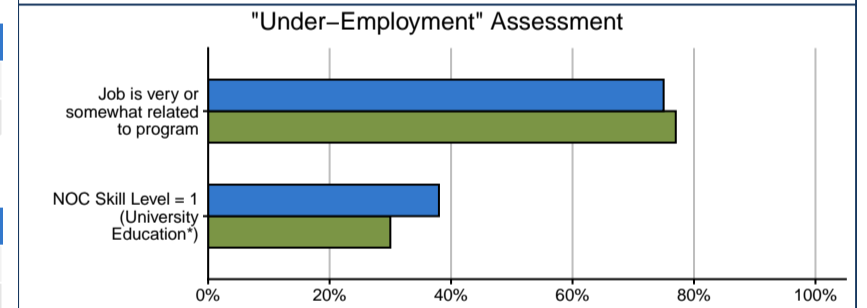


Employment:	45.0401		JIBC	
Employment Rate*	13	93%	16	94%
Unemployment Rate**	1	7.1%	1	5.9%

*Percent = Total employed divided by total number of respondents
**Percent = Total unemployed divided by total number in labour force

"Under-Employment" Assessment:	45.0401		JIBC	
Job is very or somewhat related to program	10	77%	12	75%
NOC Skill Level = 1 (University Education)*	3	30%	5	38%

*Of total valid responses; NOC 2021 (TEER)



How related is your main job to your program?	45.0401		JIBC	
Very Related	7	54%	9	56%
Somewhat Related	3	23%	3	19%
Not Very Related	1	8%	2	13%
Not at All Related	2	15%	2	13%
Total	13	100%	16	100%

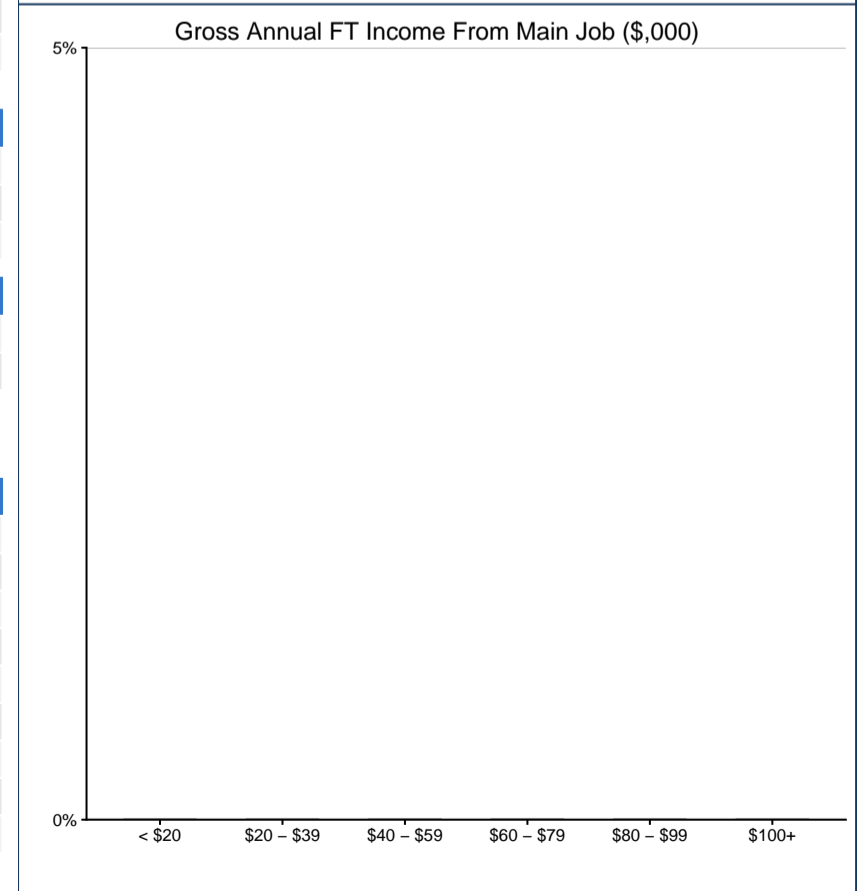
Primary Employment Type:	45.0401		JIBC	
Paid Worker	12	100%	15	100%
Self-Employed	0	0%	0	0%
Total	12	100%	15	100%

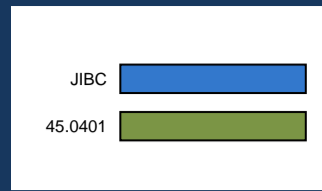
Job Characteristics:	45.0401		JIBC	
I hold more than one job*	2	15%	2	13%
My main job is full-time (>= 30 hours per week)**	11	100%	14	100%

*Of total employed
**Of those who provided data on hours/week worked

Gross Annual Income from Main Job:*	45.0401		JIBC	
Less than \$20,000	0	0%	0	0%
\$20,000 to \$39,999	~	~	~	~
\$40,000 to \$59,999	0	0%	0	0%
\$60,000 to \$79,999	~	~	~	~
\$80,000 to \$99,999	~	~	~	~
\$100,000 and Above	~	~	~	~
Total	8	100%	10	100%
Median Annual Income (full-time) (\$)	70,607		72,872	
Average Annual Income (full-time) (\$)	72,340		75,589	

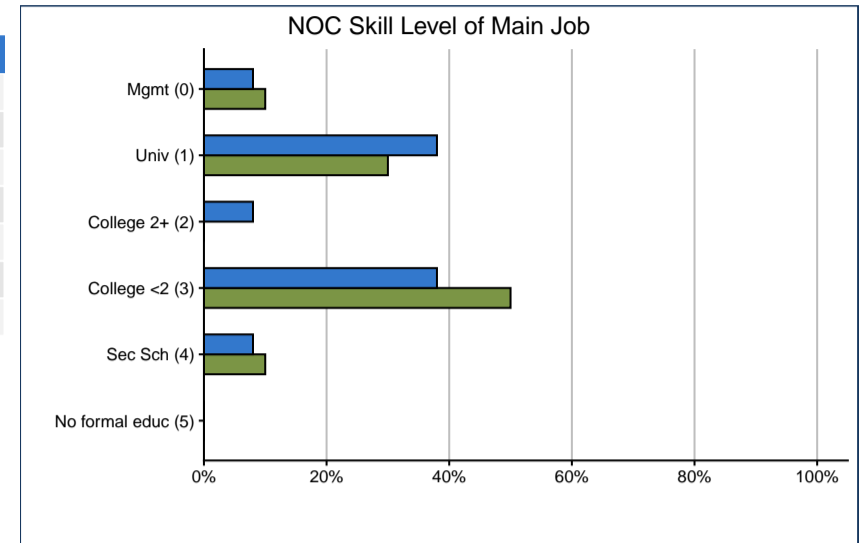
*Where data provided



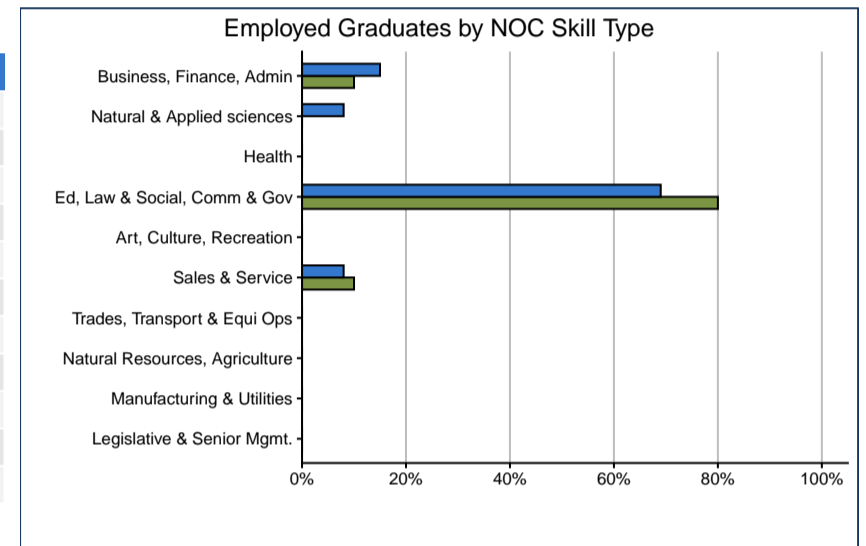


EMPLOYMENT, continued

NOC Skill Level of Main Job (NOC 2021 (TEER)):	45.0401		JIBC	
0. Management	1	10%	1	8%
1. University education	3	30%	5	38%
2. College education/trade apprenticeship (2+ years)	0	0%	1	8%
3. College education/trade apprenticeship (<2 years)	5	50%	5	38%
4. Secondary school + job-specific training	1	10%	1	8%
5. No formal education	0	0%	0	0%
Total	10	100%	13	100%



NOC Skill Type of Main Job (NOC 2021):	45.0401		JIBC	
Legislative and senior management	0	0%	0	0%
Business, finance & administration	1	10%	2	15%
Natural & applied sciences & related	0	0%	1	8%
Health	0	0%	0	0%
Education, law and social, community & government	8	80%	9	69%
Art, culture, recreation & sport	0	0%	0	0%
Sales & service	1	10%	1	8%
Trades, transport & equipment operators & related	0	0%	0	0%
Natural resources, agriculture & related production	0	0%	0	0%
Manufacturing & utilities	0	0%	0	0%
Total	10	100%	13	100%

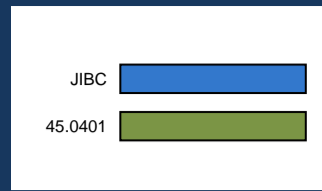


Top 10 Full-Time Occupations of 45.0401 Graduates*:			45.0401
NOC_2021	NOC Skill Level	Description	% Employed FT in this Occ.**
*			
*			
*			
*			
*			
*			
*			
*			
*			
*			

* Data not displayed where n < 5; NOC 2021
** Percentages cited are of those employed

Top 10 Full-Time Occupations of JIBC Graduates*:			JIBC
NOC_2021	NOC Skill Level	Description	% Employed FT in this Occ.**
*			
*			
*			
*			
*			
*			
*			
*			
*			
*			

* Data not displayed where n < 5; NOC 2021
** Percentages cited are of those employed



EDUCATION FINANCING

Funding Sources:*	45.0401		JIBC	
Personal savings, investments	1	8%	1	6%
Employment while studying	4	31%	5	31%
Family/Friends	4	31%	4	25%
Personal bank loans	0	0%	0	0%
Government student loans	2	15%	3	19%
Scholarships/Bursaries/Grants	2	15%	3	19%
Other	0	0%	0	0%
Total	13		16	

* Percentage of respondents who identified this as their primary source

Financial Debt Incurred to Finance Bac. Ed.:*	45.0401		JIBC	
Incurred any form of financial debt	5	38%	6	38%
Incurred government-sponsored student loan debt	2	14%	3	18%

* Percentage of respondents who provided data

Financial Debt Amount:*	45.0401		JIBC	
< \$1,000	0	0%	0	0%
\$1,000 to \$4,999	1	33%	1	33%
\$5,000 to \$9,999	1	33%	1	33%
\$10,000 to \$14,999	0	0%	0	0%
\$15,000 to \$19,999	0	0%	0	0%
\$20,000 to \$29,999	1	33%	1	33%
\$30,000 to \$39,999	0	0%	0	0%
\$40,000 or More	0	0%	0	0%
Total	3	100%	3	100%
Median Financial Debt (\$)	5,000		5,000	

* Includes only cases where financial debt was incurred

