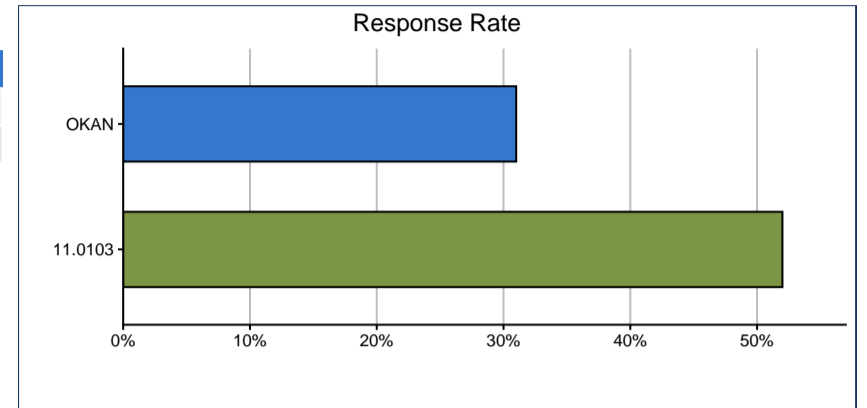


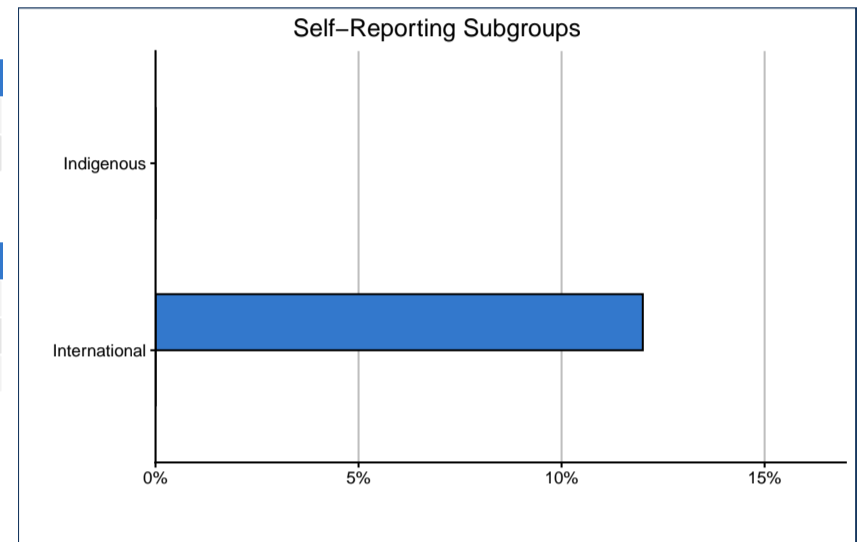
RESPONSE RATE

Survey Response Rate:	11.0103		OKAN	
Baccalaureate Graduates Survey Cohort	23	100%	189	100%
Survey Respondents and Response Rate	12	52%	59	31%



DEMOGRAPHIC INFORMATION

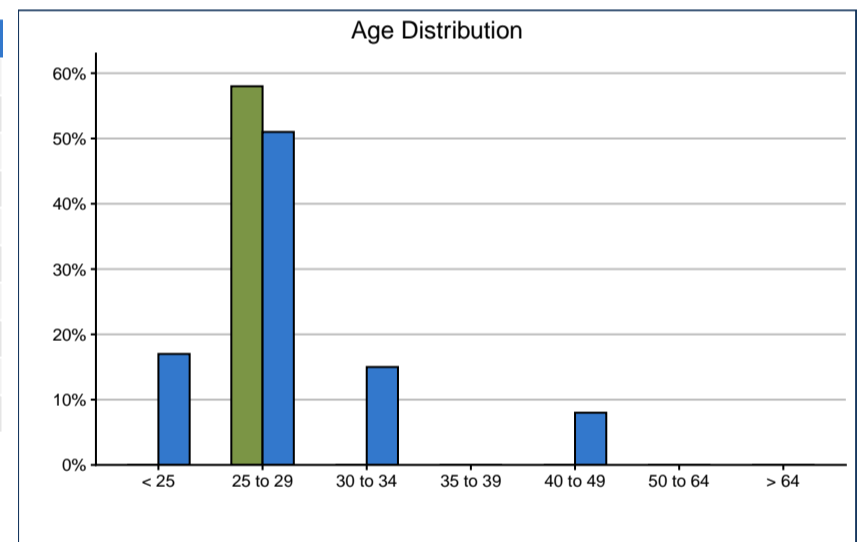
Self-Reporting Subgroups:	11.0103		OKAN	
Indigenous	~	~	~	~
International	~	~	7	12%



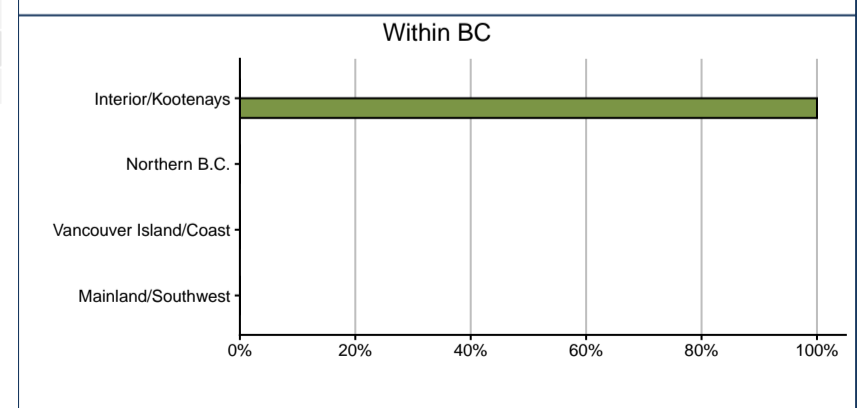
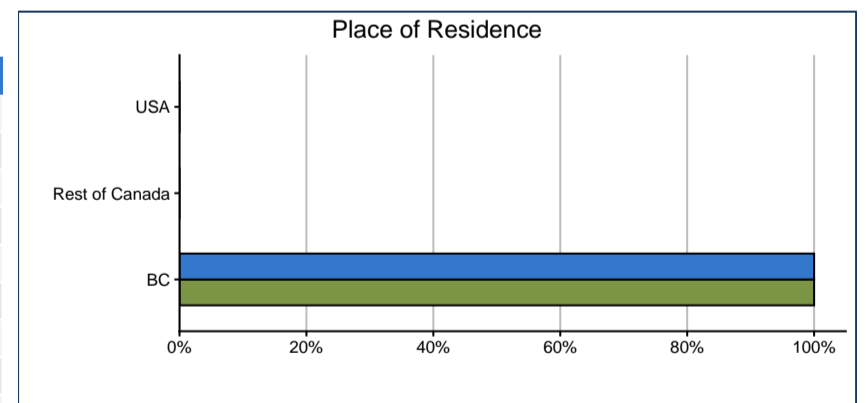
Gender:*	11.0103		OKAN	
Man/Boy	~	~	39	66%
Woman/Girl	~	~	20	34%
Total	12	100%	59	100%

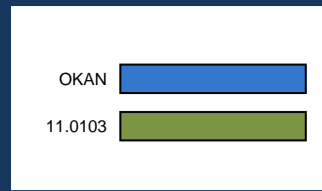
*Due to zero or low counts, institution-reported "Non-Binary" demographic data are not included

Age (at time of survey):	11.0103		OKAN	
< 25	~	~	10	17%
25 to 29	7	58%	30	51%
30 to 34	~	~	9	15%
35 to 39	~	~	~	~
40 to 49	0	0%	5	8%
50 to 64	0	0%	~	~
> 64	0	0%	0	0%
Total	12	100%	59	100%
Median Age	26		26	
Average (mean) Age	28		30	



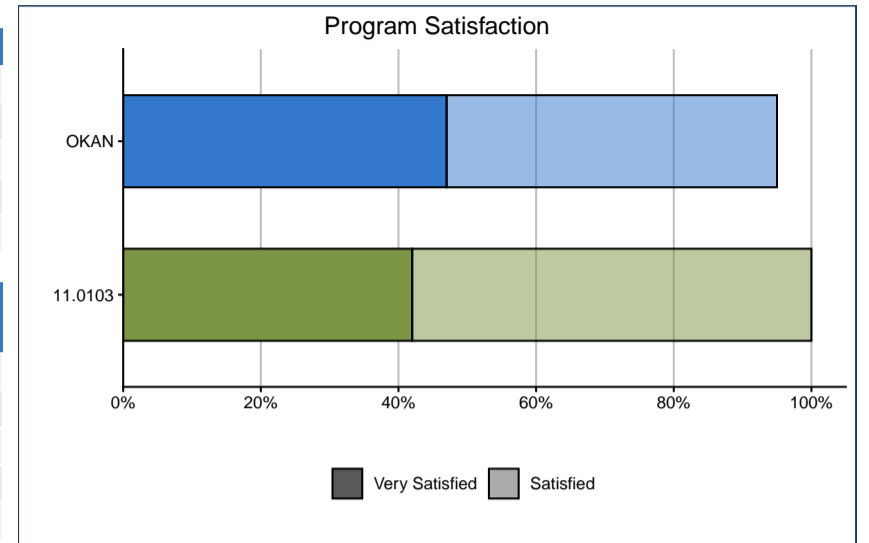
Place of Residence (at time of survey):	11.0103		OKAN	
BC – Mainland/Southwest	0	0%	~	~
BC – Vancouver Island/Coast	0	0%	0	0%
BC – Northern B.C.	0	0%	0	0%
BC – Interior/Kootenays	11	100%	~	~
BC Subtotal	11	100%	55	100%
Canada – Alberta	0	0%	0	0%
Canada – Ontario	0	0%	0	0%
Canada – Other	0	0%	0	0%
U.S.A.	0	0%	0	0%
Non-BC Subtotal	0	0%	0	0%
Total	11	100%	55	100%





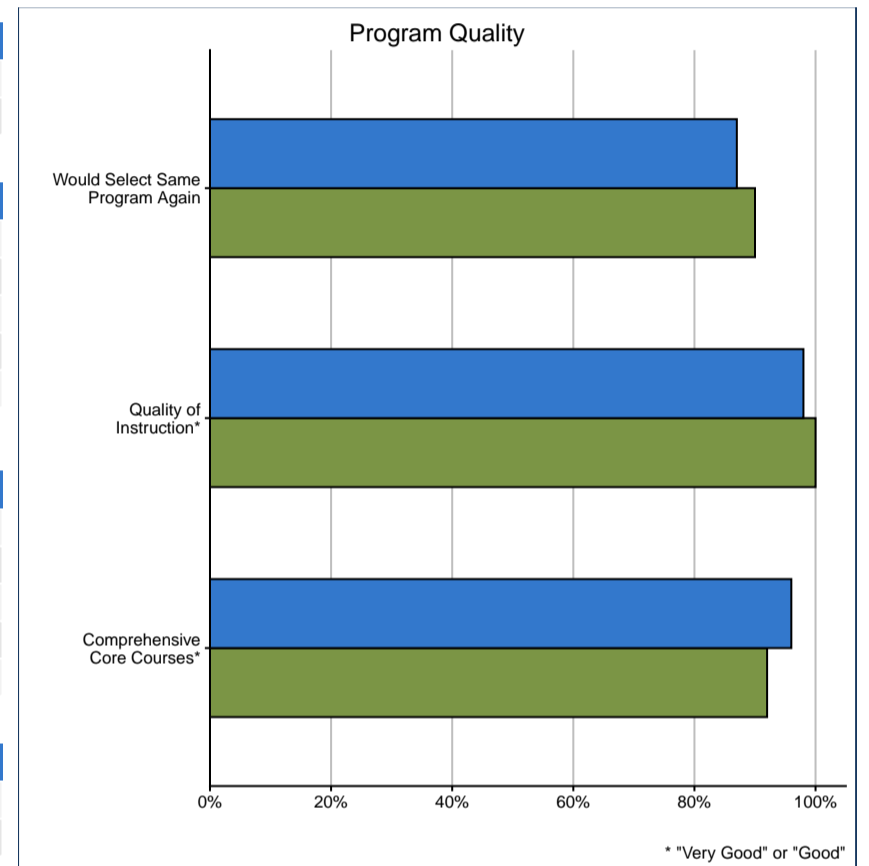
EDUCATION EVALUATION AND SKILL DEVELOPMENT

Program Satisfaction:	11.0103		OKAN	
Very Satisfied	5	42%	27	47%
Satisfied	7	58%	28	48%
Dissatisfied	0	0%	3	5%
Very Dissatisfied	0	0%	0	0%
Total	12	100%	58	100%



Usefulness of Knowledge, Skills, and Abilities Acquired during Program in Work:	11.0103		OKAN	
Very Useful	6	67%	31	60%
Somewhat Useful	3	33%	17	33%
Not Very Useful	0	0%	2	4%
Not at All Useful	0	0%	2	4%
Total	9	100%	52	100%

Would select the same program again:	11.0103		OKAN	
Yes	9	90%	47	87%
No	1	10%	7	13%

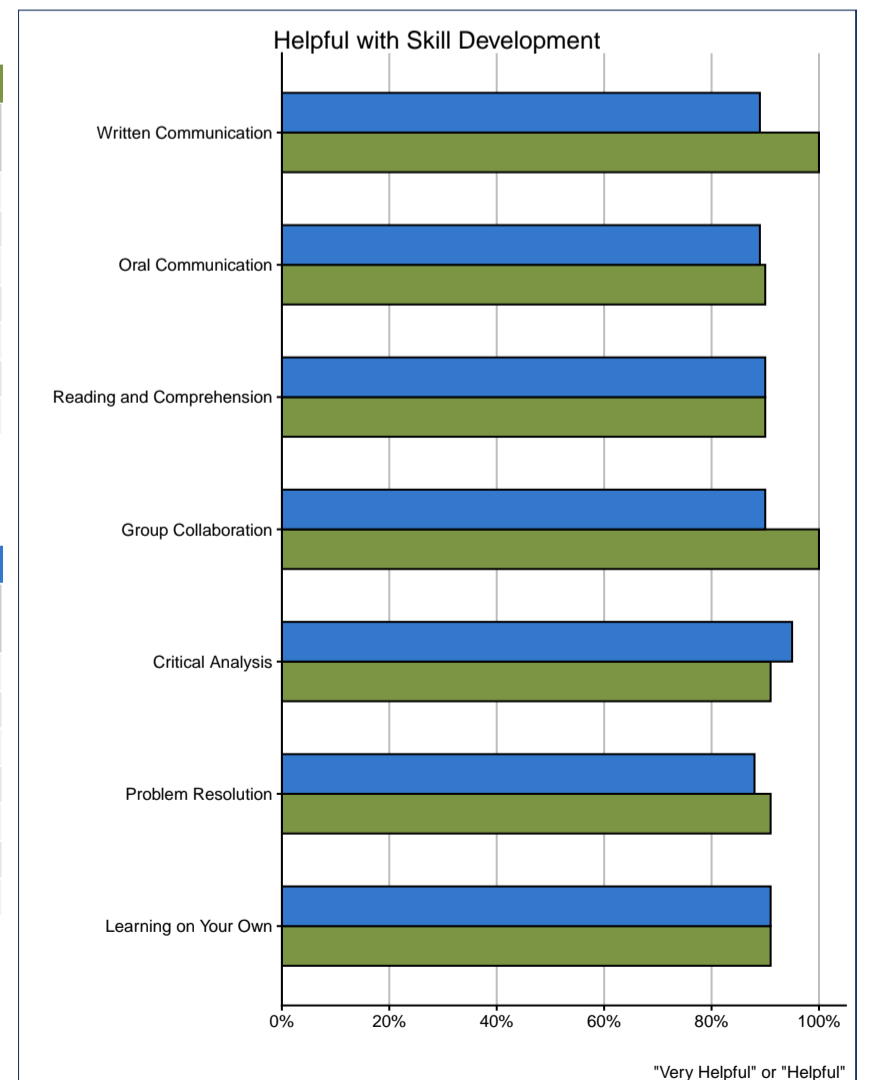


Quality of Instruction:	11.0103		OKAN	
Very Good	5	42%	23	39%
Good	7	58%	35	59%
Poor	0	0%	1	2%
Very Poor	0	0%	0	0%
Total	12	100%	59	100%

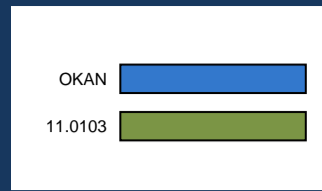
Comprehensiveness of Core Courses:	11.0103		OKAN	
Very Good	8	67%	28	48%
Good	3	25%	28	48%
Poor	1	8%	1	2%
Very Poor	0	0%	1	2%
Total	12	100%	58	100%

Financial Constraints:	11.0103		OKAN	
Had to interrupt studies for financial reasons	0	0%	6	10%
Had to take program part-time for financial reasons	1	8%	9	15%

Skill Development: How helpful was institution?	11.0103				# Resp.
	Very Helpful	Helpful	Not Very Helpful	Not at All Helpful	
Written Communication	30%	70%	0%	0%	10
Oral Communication	40%	50%	10%	0%	10
Reading and Comprehension	50%	40%	10%	0%	10
Group Collaboration	73%	27%	0%	0%	11
Critical Analysis	83%	8%	8%	0%	12
Problem Resolution	58%	33%	8%	0%	12
Learning on Your Own	58%	33%	8%	0%	12

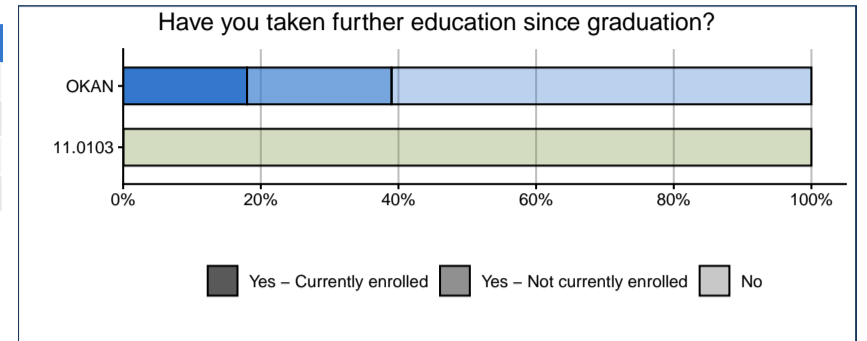


Skill Development: How helpful was institution?	OKAN				# Resp.
	Very Helpful	Helpful	Not Very Helpful	Not at All Helpful	
Written Communication	33%	56%	7%	4%	57
Oral Communication	41%	48%	9%	2%	56
Reading and Comprehension	37%	53%	9%	2%	57
Group Collaboration	52%	38%	9%	2%	58
Critical Analysis	53%	42%	3%	2%	59
Problem Resolution	40%	48%	10%	2%	58
Learning on Your Own	44%	47%	8%	0%	59

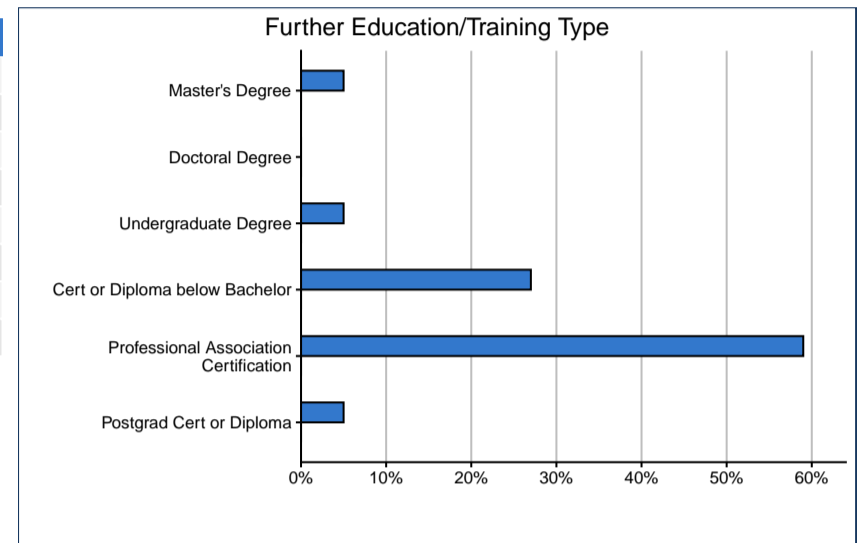


FURTHER EDUCATION

Took further education since 2023 graduation:	11.0103		OKAN	
Yes – Currently enrolled	0	0%	10	18%
Yes – Not currently enrolled	0	0%	12	21%
No	12	100%	35	61%
Total	12	100%	57	100%

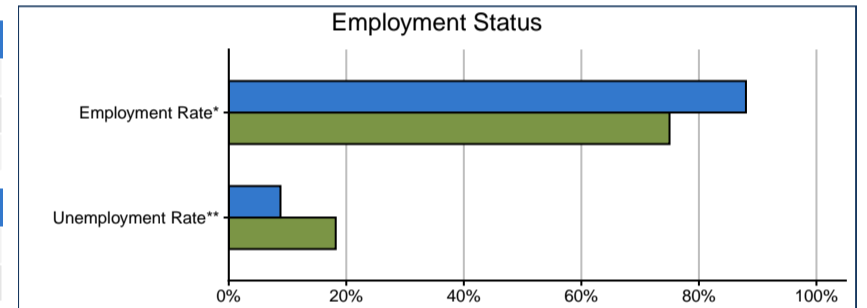


Type of Formal Post-Secondary Education:	11.0103		OKAN	
Master's Degree	0	0%	1	5%
Doctoral Degree	0	0%	0	0%
Another Undergraduate Degree	0	0%	1	5%
Certificate or Diploma below Bachelor Level	0	0%	6	27%
Professional Association Certification	0	0%	13	59%
Postgraduate Certificate or Diploma	0	0%	1	5%
Other	0	0%	0	0%
Total	0	0%	22	100%



EMPLOYMENT

Labour Force Status:	11.0103		OKAN	
In Labour Force (working or seeking work)	11	92%	57	97%
Not in Labour Force	1	8%	2	3%
Total	12	100%	59	100%

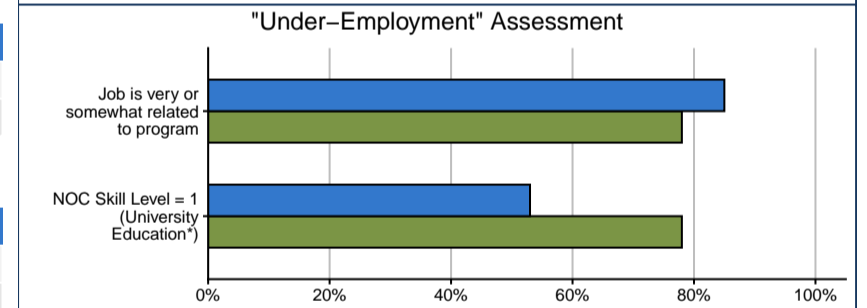


Employment:	11.0103		OKAN	
Employment Rate*	9	75%	52	88%
Unemployment Rate**	2	18.2%	5	8.8%

*Percent = Total employed divided by total number of respondents
**Percent = Total unemployed divided by total number in labour force

"Under-Employment" Assessment:	11.0103		OKAN	
Job is very or somewhat related to program	7	78%	44	85%
NOC Skill Level = 1 (University Education)*	7	78%	25	53%

*Of total valid responses; NOC 2021 (TEER)



How related is your main job to your program?	11.0103		OKAN	
Very Related	6	67%	32	62%
Somewhat Related	1	11%	12	23%
Not Very Related	1	11%	5	10%
Not at All Related	1	11%	3	6%
Total	9	100%	52	100%

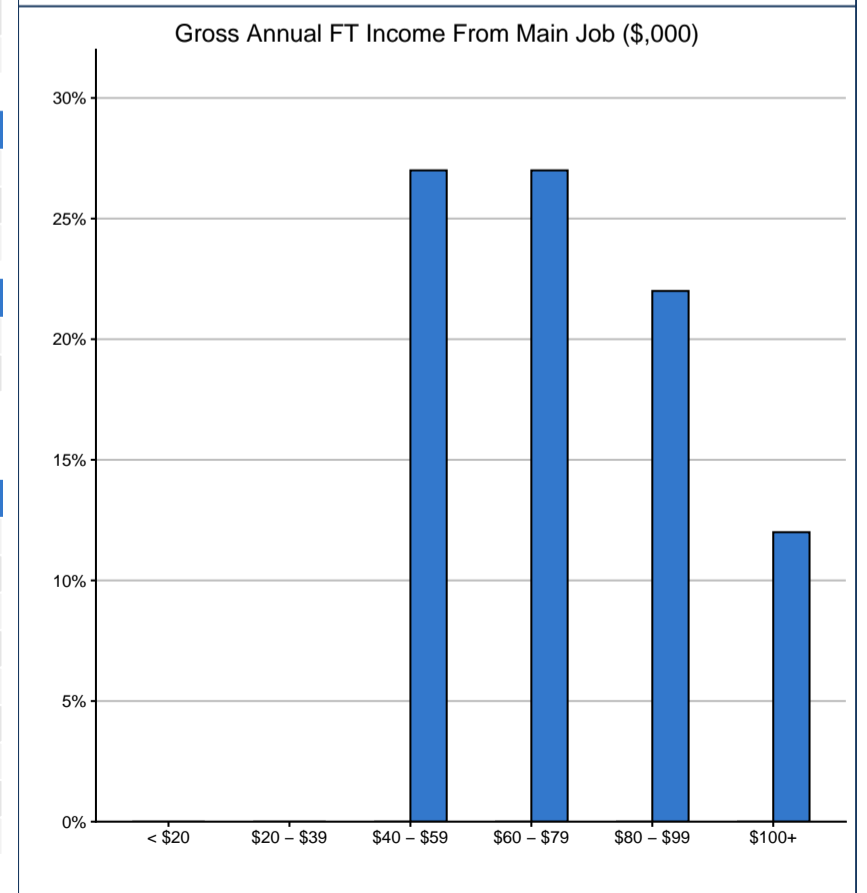
Primary Employment Type:	11.0103		OKAN	
Paid Worker	9	100%	49	94%
Self-Employed	0	0%	3	6%
Total	9	100%	52	100%

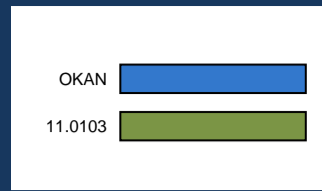
Job Characteristics:	11.0103		OKAN	
I hold more than one job*	1	11%	9	17%
My main job is full-time (>= 30 hours per week)**	9	100%	48	96%

*Of total employed
**Of those who provided data on hours/week worked

Gross Annual Income from Main Job:*	11.0103		OKAN	
Less than \$20,000	0	0%	~	~
\$20,000 to \$39,999	0	0%	~	~
\$40,000 to \$59,999	~	~	11	27%
\$60,000 to \$79,999	~	~	11	27%
\$80,000 to \$99,999	~	~	9	22%
\$100,000 and Above	~	~	5	12%
Total	8	100%	41	100%
Median Annual Income (full-time) (\$)	80,615		65,000	
Average Annual Income (full-time) (\$)	85,780		70,273	

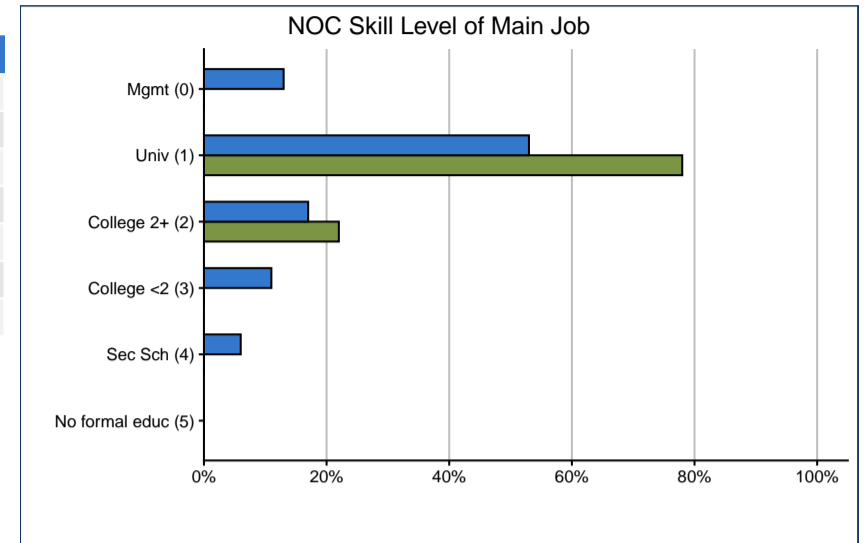
*Where data provided



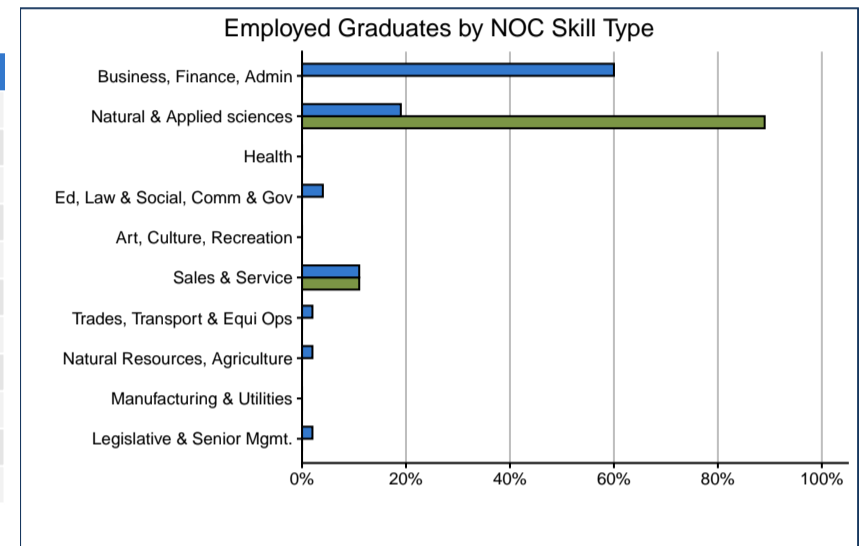


EMPLOYMENT, continued

NOC Skill Level of Main Job (NOC 2021 (TEER)):	11.0103		OKAN	
0. Management	0	0%	6	13%
1. University education	7	78%	25	53%
2. College education/trade apprenticeship (2+ years)	2	22%	8	17%
3. College education/trade apprenticeship (<2 years)	0	0%	5	11%
4. Secondary school + job-specific training	0	0%	3	6%
5. No formal education	0	0%	0	0%
Total	9	100%	47	100%



NOC Skill Type of Main Job (NOC 2021):	11.0103		OKAN	
Legislative and senior management	0	0%	1	2%
Business, finance & administration	0	0%	28	60%
Natural & applied sciences & related	8	89%	9	19%
Health	0	0%	0	0%
Education, law and social, community & government	0	0%	2	4%
Art, culture, recreation & sport	0	0%	0	0%
Sales & service	1	11%	5	11%
Trades, transport & equipment operators & related	0	0%	1	2%
Natural resources, agriculture & related production	0	0%	1	2%
Manufacturing & utilities	0	0%	0	0%
Total	9	100%	47	100%

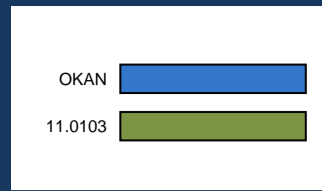


Top 10 Full-Time Occupations of 11.0103 Graduates*:			11.0103
NOC_2021	NOC Skill Level	Description	% Employed FT in this Occ.**
*			
*			
*			
*			
*			
*			
*			
*			
*			
*			

* Data not displayed where n < 5; NOC 2021
 ** Percentages cited are of those employed

Top 10 Full-Time Occupations of OKAN Graduates*:			OKAN
NOC_2021	NOC Skill Level	Description	% Employed FT in this Occ.**
11100	1	Financial auditors and accountants	15%
XXXXX	X	Unclassified occupations	10%
*			
*			
*			
*			
*			
*			
*			
*			

* Data not displayed where n < 5; NOC 2021
 ** Percentages cited are of those employed



EDUCATION FINANCING

Funding Sources:*	11.0103		OKAN	
Personal savings, investments	0	0%	6	11%
Employment while studying	3	27%	12	22%
Family/Friends	4	36%	20	36%
Personal bank loans	0	0%	0	0%
Government student loans	1	9%	9	16%
Scholarships/Bursaries/Grants	1	9%	2	4%
Other	2	18%	6	11%
Total	11		55	

* Percentage of respondents who identified this as their primary source

Financial Debt Incurred to Finance Bac. Ed.:*	11.0103		OKAN	
Incurred any form of financial debt	5	42%	16	28%
Incurred government-sponsored student loan debt	5	42%	15	25%

* Percentage of respondents who provided data

Financial Debt Amount:*	11.0103		OKAN	
< \$1,000	0	0%	0	0%
\$1,000 to \$4,999	1	20%	2	13%
\$5,000 to \$9,999	1	20%	1	6%
\$10,000 to \$14,999	2	40%	2	13%
\$15,000 to \$19,999	0	0%	2	13%
\$20,000 to \$29,999	1	20%	2	13%
\$30,000 to \$39,999	0	0%	3	19%
\$40,000 or More	0	0%	4	25%
Total	5	100%	16	100%
Median Financial Debt (\$)	10,000		23,000	

* Includes only cases where financial debt was incurred

